

# MEDIA GUIDE 2016 SEASON



# 2016 SAN JOSE EARTHQUAKES SEASON SCHEDULE

Date	Opponent	Time	TV	Radio
Sunday, March 6	<b>COLORADO RAPIDS</b>	12:00 p.m.	CSNCA	KLIVIKZSF
Sunday, March 13	<b>PORTLAND TIMBERS</b>	4:00 p.m.	FS1	KLIVIKZSF
Saturday, March 19	at LA Galaxy	7:30 p.m.	CSNCA	KLIVIKZSF
<b>Saturday, April 2</b>	<b>D.C. UNITED</b>	7:30 p.m.	CSNBA	KLIVIKZSF
Saturday, April 9	at FC Dallas	6:00 p.m.	CSNCA	KLIVIKZSF
<b>Wednesday, April 13</b>	<b>NEW YORK RED BULLS</b>	7:30 p.m.	CSNCA	KLIVIKZSF
Saturday, April 16	at Portland Timbers	7:30 p.m.	CSNCA	KLIVIKZSF
<b>Sunday, April 24</b>	<b>SPORTING KANSAS CITY</b>	12:30 p.m.	ESPN	KLIVIKZSF
Saturday, April 30	at Philadelphia Union	1:00 p.m.	CSN+	KLIVIKZSF
Saturday, May 7	at Seattle Sounders FC	7:00 p.m.	CSNBA	KLIVIKZSF
<b>Wednesday, May 11</b>	<b>HOUSTON DYNAMO</b>	7:30 p.m.	CSNBA	KLIVIKZSF
Sunday, May 22	at LA Galaxy	4:00 p.m.	FS1	KLIVIKZSF
<b>Saturday, May 28</b>	<b>FC DALLAS</b>	7:30 p.m.	CSNCA	KLIVIKZSF
Wednesday, June 1	at Portland Timbers	7:30 p.m.	CSNCA	KLIVIKZSF
Saturday, June 18	at Orlando City SC	4:30 p.m.	CSNCA	KLIVIKZSF
<b>Saturday, June 25</b>	<b>*LA GALAXY</b>	7:00 p.m.	UniMas	KLIVIKZSF
Friday, July 1	at Chicago Fire	5:00 p.m.	UniMas	KLIVIKZSF
<b>Friday, July 8</b>	<b>FC DALLAS</b>	7:30 p.m.	UniMas	KLIVIKZSF
<b>Saturday, July 16</b>	<b>TORONTO FC</b>	7:30 p.m.	CSNCA	KLIVIKZSF
Friday, July 22	at Real Salt Lake	8:00 p.m.	UniMas	KLIVIKZSF
Sunday, July 31	at Houston Dynamo	6:00 p.m.	CSNCA	KLIVIKZSF
<b>Friday, August 5</b>	<b>NEW YORK CITY FC</b>	8:00 p.m.	UniMas	KLIVIKZSF
Friday, August 12	at Vancouver Whitecaps FC	8:00 p.m.	UniMas	KLIVIKZSF
<b>Friday, August 19</b>	<b>HOUSTON DYNAMO</b>	8:00 p.m.	UniMas	KLIVIKZSF
<b>Wednesday, August 24</b>	<b>NEW ENGLAND REVOLUTION</b>	7:30 p.m.	CSNCA	KLIVIKZSF
Saturday, August 27	at Columbus Crew SC	4:30 p.m.	CSNCA	KLIVIKZSF
<b>Saturday, September 10</b>	<b>SEATTLE SOUNDERS FC</b>	7:30 p.m.	CSNCA	KLIVIKZSF
Saturday, September 17	at Colorado Rapids	6:00 p.m.	CSNCA	KLIVIKZSF
<b>Saturday, September 24</b>	<b>SPORTING KANSAS CITY</b>	7:30 p.m.	CSNCA	KLIVIKZSF
Wednesday, September 28	at Montreal Impact	4:30 p.m.	CSNCA	KLIVIKZSF
<b>Saturday, October 1</b>	<b>REAL SALT LAKE</b>	7:30 p.m.	CSNBA	KLIVIKZSF
Thursday, October 13	at Colorado Rapids	6:00 p.m.	CSNCA	KLIVIKZSF
<b>Sunday, October 16</b>	<b>VANCOUVER WHITECAPS FC</b>	4:00 p.m.	CSNCA	KLIVIKZSF
Sunday, October 23	at Sporting Kansas City	1:00 p.m.	CSNCA	KLIVIKZSF

\*Match will be played at Stanford Stadium

All times Pacific. All times and dates are subject to change. All home games in bold.

FS1 = FOX Sports 1; CSNCA = Comcast SportsNet California; CSNBA = Comcast SportsNet Bay Area

# TABLE OF CONTENTS

## 2016 SAN JOSE EARTHQUAKES MEDIA GUIDE

Earthquakes Front Office Directory .....	2
Lew Wolff .....	3
Executive Staff .....	4-6
Technical Staff .....	7-12
Community Outreach .....	13

## 2015 REVIEW

Final Statistics & Results .....	16-17
MLS Standings & Stats .....	18
Records & Milestones .....	19
Box Scores .....	20-29

## QUAKES HISTORY

Club History .....	31-43
Earthquakes Hall of Fame .....	44-47
Key Dates/Transactions .....	48-60
Draft History .....	62-65
All-Time Win-Loss Records .....	66
All-Time Roster .....	67
All-Time Coaches' Records .....	68
Club Records/Career Leaders .....	69-76
All-Time Individual Statistics .....	78-80
All-Time Penalty Kick Summary .....	81
Year-By-Year History .....	84-117
Playoff History .....	118-125
Lamar Hunt US Open Cup History .....	126-130
International Competitions .....	131-135
US Open Cup Play-In/Exhibition .....	136
Reserve League .....	137-138

## OPPONENTS

MLS Conference Alignment .....	140
Western Conference Opponents .....	141-149
Eastern Conference Opponents .....	150-159
Series Histories .....	160-163

## MEDIA INFO

Avaya Stadium .....	166
Buck Shaw Stadium/Spartan Stadium .....	167
Media Information .....	168
Earthquakes on Television/Radio .....	169-180

## ACKNOWLEDGEMENTS

San Jose Earthquakes Media Relations Dept. ....	Jed Mettee, Mike Keegan, Jake Pisani
Photography .....	Getty Images, isiphotos.net
Design & Layout .....	Justin Muskivitch

# EARTHQUAKES FRONT OFFICE

THE CLUB

2015 REVIEW

CLUB HISTORY

OPONENTS

MEDIA INFO

## EXECUTIVE STAFF

Owner	Lew Wolff
Managing Partner	Keith Wolff
Managing Director	Michael Crowley
President	Dave Kaval
Special Assistant to the President	Ian Anderson
Executive Assistant	Miguel Duarte

## SOCCER OPERATIONS

General Manager of Soccer Operations	John Doyle
Technical Director	Chris Leitch
Head Coach	Dominic Kinnear
Assistant Coach	Steve Ralston
Assistant Coach	Ian Russell
Goalkeeper Coach	Tim Hanley
Fitness Coach	Greg Tella
Analyst, Scouting & Performance	Vassili Cremanzidis
Head Athletic Trainer	Ron Shinault
Assistant Athletic Trainer	Derek Lawrance
Equipment Manager	Andy Dunbar
Assistant Equipment Manager	Eric Weber
Team Administrator	Dustin Cleaver
Team Administrator	Sean Mearns

## FRONT OFFICE STAFF

Vice President, Sales and Strategy	Jared Shawlee
Director, Ticket Sales	Robert Davis II
Sr. Manager, Season Ticket Sales	Ted Firestone
Team Lead, Season Ticket Sales	Kristina Wavomba
Supporters Relations Manager	Eric Hanninen
Manager, Group Sales	Taylor Amarante
Manager, Inside Sales	Jeff Sinclair
Sr. Account Executive	Anthony Perry
Account Executive	Alex Bitaine
Account Executive	Chris Futch
Account Executive	Anthony Gooch
Account Executive	Matt Hanson
Account Executive	Francis Lopez
Account Executive	Melissa Moberg
Account Executive	Megan Molina
Account Executive	Guillermo Morales
Account Executive	Mark Raney
Account Executive	Ryan Trujillo

Director, Business Development	Rob Bardin
Director, Partnership Marketing	Anu Johl Singh
Coordinator, Partnership Marketing	Dianne Antonopolous
Coordinator, Partnership Marketing	Sarah Fraser
Coordinator, Partnership Marketing	Kat Soltero
Director, Ticket Operations	Jacob Thompson
Manager, Ticket Operations	Adam McFarlin

Coordinator, Merchandise Operations	Brett Pennington
-------------------------------------	------------------

Director, Fan Relations	Heather Mulvaney
Manager, Premium Seating Retention	Alyssa Wong
Fan Relations Specialist	Ricky Dorrego
Fan Relations Specialist	Danny Rebholtz
Fan Relations Specialist	Aaron Shapiro
Fan Relations Specialist	Alyssa Wong

Sr. Manager, Finance	Jess Olivares
Coordinator, Payroll and Human Resources	Peggy O'Halloran
Staff Accountant	Victoria Ortiz
Jr. Accountant	Brent Young

Vice President, Business Operations & Analytics	Richard Fedesco
Business Intelligence Analyst	Drew Eiden

Sr. Director, Stadium Operations	Dave Hoskin
Director, Event Operations	Chris Gennuso
Manager, Event Operations	Luke De Vogelaere
Operations Coordinator	Jordan Green
Manager, Facility Operations	Raul A. Bueno Sr.

Vice President, Marketing and Communications	Jed Mettee
Director, Marketing	Amanda Farina
Director, Communications	Mike Keegan
Marketing Manager	Marissa Silver
Sr. Coordinator, Media Relations	Jake Pisani
Coordinator, Community Relations	Jenny Eastland
Digital Marketing Strategist	Paul Dewhurst
Digital Marketing Coordinator	Sam Benavidez
Manager, Creative Services	Chris MacDougall
Coordinator, Creative Services	Samantha Sirico

# OWNERSHIP GROUP

## LEW WOLFF - INVESTOR/OPERATOR

NINTH SEASON



Lew Wolff is co-owner of the San Jose Earthquakes after exercising his exclusive option to bring the team back to the Bay Area on July 18, 2007. Wolff's entry into MLS came after a trip to the 2006 FIFA World Cup in Germany. For over two years prior to the team's return, Wolff was instrumental in laying the groundwork for the revival of the Earthquakes as an expansion franchise with its records, colors and trophies intact.

The club entered a new phase of its existence under Wolff in 2015 with the opening of Avaya Stadium. Due to Wolff's commitment to Bay Area soccer, the \$100-million stadium was privately financed with no public funding. Additionally, the club secured the third-largest naming rights partner in Major League Soccer with Avaya. The facility will be among the most technologically advanced in the world thanks to the partnership. He also worked to create the club's training facility adjacent to the site of the new stadium back in 2010.

Prior to Avaya Stadium, Wolff spent four million dollars for renovations to Buck Shaw Stadium at Santa Clara University, helping create one of the best and most intimate atmospheres in MLS. The club spent seven seasons at the facility before moving to their new stadium.

In October of 2008, Wolff was a key piece in the establishment of a partnership with the English Premier League's Tottenham Hotspur Football Club. The partnership primarily focuses on both soccer and commercial development by exchanging and implementing the best practices from both organizations. The Earthquakes made preseason trips to Spurs Lodge in 2010 and 2011 and hosted Tottenham Hotspur at a sold-out Buck Shaw Stadium in 2010. Additionally, Spurs midfielder Simon Dawkins joined the Earthquakes on loan in 2011 and 2012, the first player in league history to play for an MLS organization through a strategic partnership with an international team.

The San Jose Mercury News ranked Wolff first in its annual listing of the Bay Area's 25 Most Powerful Sports Figures in both 2006 and 2007.

In September 2008, the Silicon Valley Leadership Group also presented Wolff with its prestigious "Community Cornerstone Award." The award is given to "a Silicon Valley leader who has displayed a lifetime of impeccable ethics, business achievement and community engagement."

Wolff is the founder of Wolff Urban Development and co-founder of Maritz-Wolff, entities that are involved in the development, acquisition and management of a wide range of commercial, office, parking and hotel properties in a number of California cities including San Jose, Los Angeles, Pasadena and Burbank.

Wolff's ownership interests in representative hotels and resorts include properties such as The Carlyle in New York City; Four Season Hotels in Houston, the Park Hyatt in Carlsbad; The Ritz-Carlton in St. Louis; Fairmont Hotels in San Jose and San Francisco; Rosewood-managed hotels including The Mansion in Dallas, Little Dix Bay, Virgin Gorda, Inn of the Anasazi, Sante Fe plus other brands such as Marriott. In addition, Maritz-Wolff has a 50 percent interest in the Dallas-based Rosewood Management Company, which owns and operates luxury hotels and resorts throughout the world.

Wolff began his career in real estate economics and appraisal in his hometown of St. Louis, Mo., before relocating to Los Angeles. In addition to his real estate analysis work, he also served as the President of the 20th Century Fox Realty & Development Company where he managed Fox's worldwide real estate activities.

Wolff is a former minority owner of the St. Louis Blues, the Golden State Warriors and the San Jose Missions, a now-defunct minor league baseball team. He holds a bachelor's degree in business administration from the University of Wisconsin in Madison, a master's degree in business administration from Washington University in St. Louis, and is also a member of the American Institute of Real Estate Appraisers (MAI).

Wolff resides in the Westwood section of Los Angeles with his wife, Jeane. The Wolffs have three children and four grandchildren.

THE CLUB

2015 REVIEW

CLUB HISTORY

OPPONENTS

MEDIA INFO

# EXECUTIVE STAFF

THE CLUB

2015 REVIEW

CLUB HISTORY

OPPONENTS

MEDIA INFO



## KEITH WOLFF - MANAGING PARTNER

NINTH SEASON

Keith M. Wolff is the Managing Partner for the San Jose Earthquakes and President of Wolff Urban Development, LLC. In addition, Mr. Wolff is part of the related ownership group for the Oakland Athletics professional baseball club.

Wolff has been the point person on the Avaya Stadium project from the club's ownership group. He has been a key figure throughout the process as the club opened the new venue in 2015. Avaya Stadium is the first soccer-specific stadium in the Bay Area, has 18,000 seats, the largest outdoor bar in North America, and is the first cloud-enabled stadium in Major League Soccer. He was also instrumental on the development of the Quakes' world-class training facility adjacent to the new stadium. San Jose's training grounds were home to Tottenham Hotspur of the English Premier League for one week in July of 2010 and Atletico Madrid of La Liga in July of 2014.

At the outset of 2011, Wolff made significant progress on the Earthquakes' proposed new stadium by beginning the demolition process on the Food Machinery Building at 1125 Coleman Avenue. The demolition process wrapped up midway through the year, paving the way for the club to pursue its own stadium. Those efforts culminated with a Planned Development Permit and Guinness World Record groundbreaking ceremony in 2012.

Wolff has over 20 years of experience within the real estate industry with an emphasis on hotel, office and retail project assets. Wolff has an extensive background in all facets of commercial real estate and has been working on behalf of the team ownership group to lead the site acquisition, entitlement, design and development team for a soccer specific stadium for the Earthquakes and a new professional baseball stadium for the Athletics. Wolff received a Bachelor of Science degree, Magna Cum Laude, from the University of the Pacific, and holds a master's in business administration from Harvard University.



## MICHAEL CROWLEY - MANAGING DIRECTOR

**NINTH SEASON**

Michael Crowley is in his sixth season with the Earthquakes as the Managing Director. In October of 2010, Crowley was promoted after hiring Dave Kaval as Earthquakes President. He served as the team's president from its re-launch in 2007 to October of 2010.

The club has expanded significantly on the business side under Crowley, including the construction of a new home - Avaya Stadium - the first soccer-specific stadium in the Bay Area. The club has hosted games at Stanford Stadium five years in a row, each drawing massive crowds - including sellouts each of the last four years. The Earthquakes also played in the inaugural event at the San Francisco 49ers' new venue, Levi's Stadium, on Sept. 2, 2014. That event drew a crowd of 48,765.

During the 2010 season, Crowley was instrumental in helping to bring club partner Tottenham Hotspur to San Jose for a friendly on July 17, 2010, a match that drew a sellout crowd as well as a national television audience on ESPN.

Under Crowley's leadership in 2009, the Earthquakes signed a multi-million dollar sponsorship deal with Amway. He also played a key role in bringing the Night of Champions doubleheader to San Francisco, a doubleheader featuring the Earthquakes and Columbus Crew followed by FC Barcelona and Chivas de Guadalajara at Candlestick Park. The event drew the largest Bay Area soccer crowd since the 1999 Women's World Cup with 61,572 fans attending.

Michael Crowley also serves as President of the Oakland Athletics. The 2016 season marks Crowley's 19th year with the Athletics organization and his 18th as president after being named to the position on Sept. 28, 1998. His tenure as president is the longest in Oakland history. A limited partner in the Athletics ownership group, Crowley is responsible for the overall day-to-day functioning of the Athletics organization both on the business and baseball sides of the operation, working directly with Managing Partner Lew Wolff.

After spending three years in the San Jose office of Price Waterhouse and nine years with I.C.I./Fuller O'Brien Paints, Crowley joined the Athletics organization in July 1997 as vice president and chief financial officer. Considered a key figure in the A's resurgence as one of baseball's premier franchises, Crowley has been committed to fielding a championship-caliber team with homegrown talent. He works closely with General Manager Billy Beane on key player decisions and issues relating to the baseball operations overall objectives and philosophies.

In 1999, Crowley and his wife, Kathy, were the driving force behind Breast Cancer Awareness Day, which has raised \$1.4 million for the American Cancer Society over the last 15 years. Crowley has also served on the Bay Area's Board of Trustees of KIPP schools, which aims to create a respected, influential and nationwide family of schools that are successful in helping educationally underserved students develop the knowledge, skills and character to succeed in college and the competitive world beyond. He also served on the board of top business executives and community leaders which attempted to land the 2012 Summer Olympic Games in the Bay Area. Recently, Crowley has been named to the advisory board for the Institute of Sports Law and Ethics, as well as the President's Intercollegiate Athletics Commission at Santa Clara University.

A native Californian, the 51-year-old Crowley graduated from the University of Notre Dame in 1985 with a degree in business administration with an emphasis in accounting. He earned his MBA from Duke's Fuqua School of Business in 1992. In November of 2002, Crowley was named one of Street & Smith's Sports Business Journal's "40 Under 40," honoring the nation's top sport executives under the age of 40.

Michael resides in Los Gatos, Calif. with his wife, Kathy. The Crowleys have three children.

# EXECUTIVE STAFF

THE CLUB



## DAVE KAVAL - PRESIDENT SIXTH SEASON

Dave Kaval was hired as the President of the San Jose Earthquakes in October of 2010. He oversees the business and technical sides of the franchise.

Kaval was instrumental in the opening of Avaya Stadium, the Bay Area's first soccer-specific venue and the culmination of 40 years of professional soccer in the South Bay. During its inaugural season, Avaya Stadium sold out all 15 regular season matches and three non-MLS soccer contests. The Quakes' \$100 million, privately-financed

venue hosted Manchester United of the English Premier League, Club America of Liga MX and the U.S. Women's National Team prior to departing for the 2015 FIFA Women's World Cup.

Kaval's tenure has been filled with memorable moments, ranging from a Guinness World Record for the largest participatory groundbreaking ceremony to a 2012 Supporters' Shield. He was also a Silicon Valley Business Journal 40-Under-40 recipient in 2012 and signed a deal with the San Francisco 49ers to play the first-ever event at Levi's® Stadium on Aug. 2, 2014.

Since Kaval signed on, the club has seen a significant boost in ticket sales, merchandise and sponsorship revenue. Even before the Earthquakes broke ground on their new home, luxury suites for Avaya Stadium were sold out. The team also hit a major milestone on June 27, 2015 with 50,422 on hand for a 3-1 Earthquakes win against the LA Galaxy at Stanford Stadium, the largest non-doubleheader attendance in club history. The Quakes have sold out the annual California Clasico at Stanford each of the last four years.

Kaval led the club's reunification in 2014, culminating with the unveil of a new logo and jerseys on Jan. 30 at San Pedro Square Market in Downtown San Jose. After nearly two years of focus groups, research and studies, Kaval and his team brought all generations of Earthquakes fans together with a logo that gave tribute to the many iterations of professional soccer the Bay Area has hosted since 1974.

Away from the field, Kaval actively communicates with fans through his blog on the club's website, [sjearthquakes.com](http://sjearthquakes.com), Twitter (@QuakesPrez) and through office hours each Tuesday from 3-5 p.m.

Prior to joining the Earthquakes, Kaval founded the Golden Baseball League in 2003 with fellow Stanford Business School graduate Amit Patel. Kaval was responsible for raising the initial capital to launch the league and attracted a number of investors from around the country to fund the venture. He also negotiated a number of major corporate partnerships, including the multi-million dollar league naming rights agreement with Safeway. Kaval served as the President of the Yuma Scorpions, Long Beach Armada and Chico Outlaws teams, as well as the Arizona Winter League. The Golden Baseball League included 12 teams in three different countries. Under Kaval's leadership, the league turned an operating profit in multiple years.

In addition to his time with the Golden Baseball League, Kaval worked at Key Bank, served as a Business Analyst for Accenture, and was the Director of Business Development for Sparks.com. Kaval has also spent time in the Office of the President of the United States on the budget for National Security. He is a recognized expert by the Superior Court of the State of California on the subject of minor league baseball and the business of professional sports. He lectures in a variety of programs at Stanford University, including the Graduate School of Business, and is a Vice Chairman of the San Jose Sports Authority.

A native of Cleveland, Ohio, Kaval earned a B.A. in 1998 and an M.B.A. in 2003 from Stanford University. He currently resides in Menlo Park with his wife and two daughters.

2015 REVIEW

CLUB HISTORY

OPPONENTS

MEDIA INFO



## JOHN DOYLE - GENERAL MANAGER

NINTH SEASON



John Doyle is in his ninth season with the club as general manager of soccer operations.

Doyle signed Dominic Kinnear as the team's head coach at the end of the 2014 season, paving the way for the club to more than double its win total the following year. Kinnear, the third-winningest coach in MLS history, previously led the Earthquakes to a Supporters' Shield in 2005, and later won two MLS Cups with the Houston Dynamo in 2006 and 2007.

In 2015, San Jose had three Designated Players on its roster for the first time in club history - forwards Innocent and Chris Wondolowski and midfielder Matias Perez Garcia.

Doyle and the Earthquakes had one of the most successful regular-seasons in club history in 2012, finishing 19-6-9 with 66 points, the third-highest total in MLS history. Doyle's savvy offseason acquisitions, including Honduran national teamers Victor Bernardez and Marvin Chavez and Tottenham Hotspur professional Simon Dawkins, coupled with timely roster moves from the previous three seasons played a key role in securing the club's second Supporters' Shield trophy. Wondolowski, Steven Lenhart and Alan Gordon each had career years after joining the Earthquakes through separate trades in 2009 and 2011, respectively.

After a slow start in their 2008 expansion season, Doyle showed his resourcefulness by overhauling the team's attack during the international transfer window in July, signing English midfielder Darren Huckerby and former AS Roma midfielder Francisco Lima, and trading for midfielder Arturo Alvarez. Those moves jump-started the Quakes attack and helped them put together a nine-game unbeaten streak from July 12-Sept. 27, the longest unbeaten streak in the league in 2008 and the second-longest ever by an expansion team. The team finished the year with more wins (8), points (33) and goals scored (32) than any expansion team in the decade.

Doyle has been a part of the Earthquakes' organization every season since its inception. He and Michael Emenalo were signed as the first players in club history on Dec. 7, 1995, when the team was known as the San Jose Clash. The Fremont, Calif. native played five illustrious seasons as the captain of the Clash/Earthquakes and until 2003 held the team records for games played (132) and minutes played (11,385). A two-time MLS All-Star (1996, 1997), Doyle scored 11 goals and dished out 15 assists in his career. He was the 1996 MLS Defender of the Year and named to the League's Best XI that year.

Following his retirement at the end of the 2000 season, Doyle served as the television analyst from 2001-03. He was then hired on Jan. 22, 2004, as the assistant coach for Dominic Kinnear. With Doyle as the assistant coach, the Quakes made two consecutive playoff appearances and in 2005 won the Supporters' Shield. The 2005 team became just the second team in league history to record over 60 points. In 2005, Doyle was the inaugural member of the San Jose Earthquakes Hall of Fame.

The former University of San Francisco All-American enjoyed one of the most decorated playing careers in U.S. soccer history. Doyle first began training with the U.S. national team in 1987 and was a member of the squad until 1994. He played in the 1988 Seoul Olympics and the 1990 World Cup in Italy, as well as the 1991 CONCACAF Gold Cup. Doyle earned 53 caps for the U.S., notching three goals and two assists.

Doyle grew up in nearby Fremont and starred at Washington High School. He resides in Pleasanton with his wife, Kaarin, and their two children, Jay and Kate.

# TECHNICAL STAFF

THE CLUB

2015 REVIEW

CLUB HISTORY

OPPONENTS

MEDIA INFO



## CHRIS LEITCH - TECHNICAL DIRECTOR

SECOND SEASON

Chris Leitch was promoted to the club's technical director in August of 2015, where he works closely with general manager John Doyle on all aspects of scouting, player acquisition and salary cap and roster management.

Leitch previously served as the technical director for the Earthquakes Youth Development Academy from 2012 to 2015 and helped transform the Quakes' youth system into one of the premier academies in the nation, which now has ##### players. In 2015, the Earthquakes U-18 Academy took third place in the U.S. Soccer Development Academy playoffs. Additionally, the Quakes Premier Development League affiliate, Burlingame Dragons FC, finished their season with a 10-1-3 record (33 pts.), best among 18 teams in the Western Conference.

Leitch also spearheaded the club's effort to bring in experienced coaches in Paul Holocher and Andre Luiz Moreira to continue the academy's ascent following the 2015 season. He continues to oversee the youth academy as part of his current role. Additionally, Leitch received his Elite Formation Coaching License as part of Major League Soccer's partnership with the French Football Federation.

Before joining the Quakes front office, Leitch played professionally in Major League Soccer from 2002 to 2011, beginning his career with the Columbus Crew. He made a total of 196 appearances during his 10-year career, tallying 14 assists. Leitch helped lead the New York Red Bulls to their first MLS Cup Final appearance in 2008 and later signed with the Earthquakes in 2009, playing in 58 matches with the club over the next three seasons. He was the Earthquakes Defensive Player of the Year in 2009 and helped the Quakes reach the conference final in 2010.

Leitch experienced success at the college level as well, captaining the University of North Carolina to a National Championship in 2001, setting school records for career games played (88) and starts (87) in the process.

## DOMINIC KINNEAR - HEAD COACH SECOND SEASON



Former U.S. international Dominic Kinnear is one of four coaches in league history to win multiple MLS Cups. He led the Houston Dynamo to titles in 2006 and 2007 and was an assistant coach for the Earthquakes' championships in 2001 and 2003. The Glasgow native enters 2016 ranked third all-time with 152 wins and is one of just seven head coaches in MLS history to win 100 games. In 2005, Kinnear won the first Supporters' Shield in club history. He also ranks third all-time in MLS Cup Playoff wins with 15 and has reached the post-season in nine of his 12 seasons as a head coach.

In his first season back with the Earthquakes in 2015, Kinnear led the squad to a 13-13-8 record, more than doubling the team's win total from the year before (six).

Kinnear began his coaching career as an assistant for the Earthquakes in 2001 and helped the club to MLS Cups in 2001 and 2003. Following his successful transition to the sidelines, he was named the club's sixth head coach in 2004 and led the team to the MLS Cup Playoffs during his first season at the helm. One year later, he engineered one of the best regular seasons in MLS history, claiming the Supporters' Shield with an 18-4-10 clip – still the league record for fewest losses in a season. He closed that campaign on a 14-game unbeaten streak, which ranks eighth all-time. For his efforts, Kinnear was named MLS Coach of the Year.

He remained with the team after its relocation to Houston and immediately continued the winning ways he established in San Jose with MLS Cup championships in 2006 and 2007. He is one of just two head coaches in league history to win back-to-back titles, joining Bruce Arena. Kinnear also led the Dynamo to MLS Cup Finals in 2011 and 2012, conference championship games in 2009 and 2013 and CONCACAF Champions League Quarterfinals in 2008-09 and 2012-13. He compiled a 112-88-86 record during his nine years with Houston and reached the post-season in seven of those nine years.

Prior to his coaching career, Kinnear spent 12 years as a professional soccer player. His first team was the San Francisco Bay Blackhawks, where he spent three seasons and won a title in 1991. After seasons with the San Jose Hawks in 1993 and the Fort Lauderdale Strikers in 1994, Kinnear signed with Necaxa of the Mexican First Division and helped lead them to the Mexican Cup in 1995. He then signed with the APSSL's Seattle Sounders, where he again was part of a championship team.

Kinnear was part of Major League Soccer's debut season in 1996, making 14 appearances for the Colorado Rapids. He returned to the Bay Area on Jan. 7, 1997 in an offseason trade that sent Kinnear to what was then the San Jose Clash along with a second round pick in the 1997 MLS SuperDraft in exchange for Paul Bravo and Rafael Amaya. He scored two goals and had four assists in 28 games for the Clash that season, and then closed his playing career with three seasons for the Tampa Bay Mutiny from 1998-00. Kinnear served as the Mutiny's captain in 1999 and led them to the playoffs that season.

His international career included 54 caps for the U.S. national team, with nine goals and two assists. His best year in a national team jersey was 1993, when he led the team in scoring with seven goals and one assist. He was captain of the national team for its match against his native Scotland on May 17, 1992, in Denver, Colo.

A native of Glasgow, Scotland, Kinnear moved to California at age three and grew up in Fremont, Calif. He is married to Colleen and they have three children: David, Sophia, and Grace. In his spare time, Kinnear enjoys watching his children play soccer and listening to music. His favorite bands include Robert Cray, U2, and Alice in Chains.

# TECHNICAL STAFF

THE CLUB



## STEVE RALSTON - ASSISTANT COACH SECOND SEASON

Steve Ralston enters his second year with the Earthquakes after four years as an assistant coach with the Houston Dynamo, originally joining Kinnear on the sidelines in July of 2010 following his retirement from professional soccer. The Dynamo reached the MLS Cup Playoffs three times during Ralston's tenure, including back-to-back trips to the MLS Cup Final in 2011 and 2012 and an appearance in the Eastern Conference Final in 2013.

2015 REVIEW

A native of St. Louis, Ralston retired as the all-time MLS leader in assists (135), games played (378), starts (372), and minutes played (33,143). As a midfielder, he played in four MLS Cup finals for New England and was named an MLS All-Star seven times. He received MLS Best XI recognition three times during his 15-year career and is the only three-time recipient of the MLS Fair Play Award in league history.

On the international level, Ralston appeared 36 times for the United States national team and scored four goals, including the game-winning goal against Mexico on September 3, 2005, as the United States clinched qualification for the World Cup. He was an alternate for the World Cup squad but has represented the United States at the Gold Cup three times, including championship squads in 2005 and 2007.

CLUB HISTORY



## IAN RUSSELL - ASSISTANT COACH NINTH SEASON

Ian Russell returns to San Jose for his ninth season as assistant coach. The former Earthquakes player works closely with head coach Dominic Kinnear in the preparation of daily training sessions, while also helping to coordinate San Jose's international and collegiate scouting efforts.

Russell has contributed to several milestones since 2008. The Earthquakes posted what was the best expansion effort in league history over the previous decade in 2008. He also helped San Jose reach the MLS Cup Playoffs in 2010 and 2012, the latter of which came after an historic regular season that included a 19-6-9 record for 66 points and the club's second Supporters' Shield trophy.

OPPONENTS

A native of Seattle, Wash., Russell spent six seasons playing for the San Jose Earthquakes from 2000-05, and seven total years in MLS. After being selected in the fifth round of the 2000 MLS SuperDraft, Russell appeared in 131 games for the Quakes. A lightning-quick midfielder, he scored five goals and notched 20 assists, aiding the Quakes to their two MLS Cups in 2001 and 2003. Russell's best season came in 2001 when he started all 26 league matches, producing three goals and nine assists.

MEDIA INFO

Prior to his MLS career, Russell starred at the University of Washington as a three-time (1995-97) All-Mountain Pacific Sports Federation First Team honoree. He moved on to play two seasons for the Seattle Sounders, then of the A-League. Russell holds a U.S. Soccer Federation "A" coaching license.

# TECHNICAL STAFF

THE CLUB

2015 REVIEW

CLUB HISTORY

OPPONENTS

MEDIA INFO



## TIM HANLEY - GOALKEEPER COACH

TENTH SEASON

Tim Hanley returns to San Jose for his 10th season as the goalkeeper coach. The 17-year coaching veteran and Bay Area native spent three seasons with the Clash from 1997-99 and then five seasons with the Earthquakes from 2001-05. He helped the club to MLS Cup titles in 2001 and 2003 and was part of San Jose's first Supporters' Shield run in 2005. He then spent eight years with the Houston Dynamo, including their first two seasons in 2006-07 and then six more from 2009-14.

Hanley coached three Goalkeeper of the Year winners in a four-year span from 2002-05 (Joe Cannon 2002; Pat Onstad 2003, 2005). In 2015, he coached first-year starter David Bingham, who ranked among the league leaders in starts (34), saves (105) and goals against average (1.15), while tying the club's shut-out record set in 2005 (12). He also coached in the A-League, the Premier Development League, and at Stanford University (2002-05).

As a player, Hanley played six seasons in the United States and the United Kingdom. He began his career training with Blackpool and Coventry City in England, then returned to the United States to play in the North American Soccer League. He played with the Tampa Bay Rowdies, San Jose Earthquakes, and Golden Bay Earthquakes, sandwiched around a stint at Scottish club Hibernian.



## RON SHINAULT - HEAD ATHLETIC TRAINER

SECOND SEASON

Ron Shinault enters his second season with the San Jose Earthquakes, holding 15 years of experience from the collegiate and professional levels, most recently as the Director of Sports Medicine for the University of San Francisco from 2008-2015. While working in this position, Ron worked with the Men's Soccer Team, served as the Head Athletic Trainer of the USL-1 California Victory professional soccer franchise, and served on the athletic training staff of the US Soccer U-15 National Team.

In addition to working with the USF Dons Men's and Women's Basketball programs during his tenure at USF, Ron oversaw the 15 Division I sports and the expansion of the staff from to include seven Certified Athletic Trainers for 240 student-athletes. Prior to this position, he interned with with the New England Patriots (2000), worked as a athletic trainer for the football team at Florida State University (2002-04), the men's basketball program at the University of Georgia( 2004-06), and at USF (2006-08) in an assistant athletic trainer role before being promoted to the Director of Sports Medicine.

A native of Atlanta, Georgia, Ron is a 2001 graduate of the University of Georgia with a degree in Exercise and Sport Science and received his Master's in Sports Management from Florida State in 2003. He is a Certified Athletic Trainer (ATC) and member of the National Association of Athletes Trainers (NATA) as well as serving as a mentor for the Ethnic Diversity Advisory Council. In his spare time he enjoys adventure travel and cycling.



## DEREK LAWRENCE - ASSISTANT TRAINER

FOURTH SEASON

Derek Lawrance enters his fourth season with the Earthquakes as the assistant athletic trainer after joining the club in January of 2013.

Lawrance began his career with an internship at D.C. United before accepting a position as assistant athletic trainer at Elon University in North Carolina. He worked with the school's men's soccer and softball from 2008-11, eventually moving back to Major League Soccer with a position as the assistant athletic trainer for Chivas USA in 2012.

Prior to his professional experience, Lawrance graduated with a degree in athletic training from James Madison University in 2006. He went on to complete his master's in exercise science at Georgia Southern University in 2008. Lawrance was also a collegiate soccer player at Emory and Henry College from 2001-03.

# TECHNICAL STAFF

THE CLUB



## GREG TELLA - FITNESS COACH SEVENTH SEASON

Greg Tella enters his seventh season as the fitness coach for the Earthquakes. Tella is a certified soccer-specific speed and agility trainer. He spent time working from 2005-07 at Speed Trainers USA, where he worked with clientele of all age groups, both individually, as well as in group settings.

Starting in 2008, Tella has worked with Mustang Soccer Club in Danville as a trainer for both U-15 and U-17 boys level premier teams.

Tella played soccer for most of his life and enjoyed success at the club level with Fremont Celtic, and later at the U-23 level with the La Jolla Nomads in the San Diego area. Tella went to the University of San Diego on a full soccer scholarship and played from 1995-98.

2015 REVIEW

CLUB HISTORY



## VASSILI CREMANZIDIS - ANALYST, SCOUTING & PERFORMANCE FIRST SEASON

Vassili Cremanzidis joins the Earthquakes after two and a half seasons with the Montreal Impact as the team's performance analyst. With the Impact, Cremanzidis was responsible for self-scouting as well as scouting the opposition and also worked with the fitness coach on player monitoring and tracking.

Cremanzidis graduated with his master's degree in sports industry management from Georgetown University (2013) after receiving his bachelors degree in commerce in 2011 from Concordia University in Montreal. A native of Montreal, Cremanzidis currently resides in San Jose.

OPPONENTS



## ANDY DUNBAR - EQUIPMENT MANAGER SECOND SEASON

Andy Dunbar enters his second season as the equipment manager for the Earthquakes, overseeing the day-to-day maintenance and upkeep of the team's kit. Dunbar joins the Quakes after five seasons as the head equipment manager for the Carolina Railhawks of the NASL from 2010-2014. After interning with the Railhawks operations department in 2009, Dunbar was promoted to head equipment manager the following season.

A soccer enthusiast growing up, Dunbar possesses a degree in sport management from North Carolina State University. A native of Raleigh, North Carolina, he currently resides in Campbell.

MEDIA INFO



## ERIC WEBER - ASSISTANT EQUIPMENT MANAGER SECOND SEASON

Eric Weber enters his second season as the assistant equipment manager for the Earthquakes. Weber is a 2014 graduate of East Carolina University and holds a degree in illustration.

Weber's two greatest passions are soccer and drawing. Originally from Raleigh, North Carolina, he currently resides in San Jose.

# COMMUNITY OUTREACH

The San Jose Earthquakes are committed to serving the Northern California community both on and off the field. The team's foundation, the San Jose Earthquakes Community Fund, was created in 2008. The team's main focus with its community endeavors is to raise awareness among local youth about healthy lifestyles and the importance of staying active. The Earthquakes also have community programs that focus on serving the local Hispanic community. For the most up-to-date information on community programs offered by the Earthquakes, please visit [www.sjearthquakes.com](http://www.sjearthquakes.com).

## Get Earthquakes Fit Presented by Sutter Health

Following the Earthquakes jersey deal with Sutter Health, the program has been considerably expanded in 2016 to include input from the club's new partners and their doctors. More schools have been targeted to benefit from the program, while visits from both doctors and players are planned. The expansion of the GEF program is a key component of Sutter Health's partnership with San Jose.

## Earthquakes Kicks for Kids Program

The Kicks for Kids program gives businesses, corporations and individuals the opportunity to provide San Jose Earthquakes tickets to non-profit organizations that serve at-risk and underprivileged children and families throughout the Bay Area. The Kicks for Kids program gives children the chance to experience the excitement of Major League Soccer and demonstrates the importance of teamwork, determination and sportsmanship. In 2015, the Earthquakes and their partners brought many at-risk and underprivileged youngsters to the stadium for soccer matches by donating over 11,000 tickets. Kicks for Kids sponsors receive a variety of valuable advertising benefits, including recognition in the official match program and in-stadium exposure.

## MLS W.O.R.K.S. Humanitarian of the Year Award

Every season, Major League Soccer acknowledges the philanthropic endeavors of an Earthquakes player in conjunction with the league's continuing commitment to the San Jose community.



Fatai Alashe (above) helped bring soccer equipment to the East San Jose YMCA.

## Childhood Cancer Awareness Month

In September 2015, all four Earthquakes home matches recognized and honored children fighting cancer, while celebrating those who have defeated the disease and organizations working to find a cure. San Jose partnered with the St Baldrick's Foundation, Lucille Packard's Children's Hospital, the Leukemia & Lymphoma Society and the Austen Everett Foundation and hosted children from each group. This saw children participate in a high-five tunnel as players walked onto the field, while each group had a booth set up in the 7UP Epicenter where fans learned more about childhood cancer. The Earthquakes Community Fund also distributed team memorabilia to participants. San Jose players and coaching staff wore Childhood Cancer Awareness apparel throughout the month.

## Donation Requests

The San Jose Earthquakes have made merchandise available to registered 501(c)3 organizations for use at fundraisers and auctions. For consideration, please email community relations coordinator Jenny Eastland at [jeastland@sjearthquakes.com](mailto:jeastland@sjearthquakes.com). Please note that all donation requests must be submitted in writing at least six (6) weeks prior to the date of your event.



Shea Salinas (above) receiving the 2015 Andrew Bedard Spirit of the Game Award.



Harlem Clemons, the Quakes honorary captain against Real Salt Lake on September 27, 2015, was celebrated pregame for defeating cancer.





**2015 IN REVIEW**



**CHRIS WONDOLOWSKI**



# 2015 FINAL STATISTICS

## FINAL 2015 REGULAR SEASON INDIVIDUAL STATS

UNF	POS	PLAYER	GP	GS	MIN	G	A	SHT	SOG	FC	FS	OFF	CK	C	E
8	F	Chris Wondolowski	31	30	2688	16	2	91	39	28	31	15	0	3	0
25	F	*Quincy Amarikwa	17	17	1462	6	4	45	15	27	52	18	0	1	0
6	M	Shea Salinas	34	29	2621	3	5	36	10	29	30	5	54	2	0
7	D	Cordell Cato	28	18	1814	3	2	18	7	23	14	3	1	0	0
10	M	Matias Perez Garcia	27	25	2032	2	7	31	14	27	84	1	127	2	2
27	M	Fatai Alashe	28	27	2317	2	2	19	5	32	30	4	0	5	1
21	D	Clarence Goodson	28	28	2398	2	2	20	7	25	31	2	0	7	0
17	M	Sanna Nyassi	28	19	1482	2	2	19	5	40	21	3	2	6	0
30	M	Anibal Godoy	10	10	894	2	0	14	4	23	24	0	2	5	0
2	D	*Ty Harden	2	1	123	1	1	1	1	1	0	0	0	0	0
14	F	Adam Jahn	26	9	1005	1	1	21	6	25	14	13	0	1	1
11	F	Innocent	7	6	494	1	0	11	4	8	12	1	0	3	0
4	D	Marvell Wynne	33	32	2762	0	2	5	1	22	17	0	0	1	0
5	D	Victor Bernardez	29	29	2508	0	1	11	0	36	16	1	0	6	1
20	D	Shaun Francis	23	18	1654	0	1	7	3	32	6	3	0	3	0
3	D	Jordan Stewart	14	13	1130	0	1	9	0	23	16	1	0	3	0
23	M	Leandro Barrera	6	1	139	0	0	0	0	3	2	0	0	0	0
1	G	David Bingham	34	34	3060	0	0	0	0	4	3	0	0	3	0
19	F	Mike Fucito	2	0	7	0	0	0	0	0	0	2	0	0	0
15	M	JJ Koval	17	7	738	0	0	11	3	15	9	0	0	0	1
33	M	Marc Pelosi	12	7	653	0	0	9	1	28	9	0	4	6	0
80	M	Jean-Baptiste Pierazzi	3	3	270	0	0	1	0	2	5	0	0	0	0
38	D	Paulo Renato	5	3	366	0	0	1	0	4	4	0	0	0	0
12	F	Mark Sherrod	6	2	232	0	0	4	0	11	2	1	1	1	1
9	M	Khari Stephenson	4	2	211	0	0	5	0	5	0	0	0	0	0
22	M	Tommy Thompson	17	4	465	0	0	15	4	3	9	2	5	1	0
18	G	Tomas Gomez	0	0	0	0	0	0	0	0	0	0	0	0	0
24	F	Steven Lenhart	0	0	0	0	0	0	0	0	0	0	0	0	0
35	G	Bryan Meredith	0	0	0	0	0	0	0	0	0	0	0	0	0
49	M	Matheus Silva	0	0	0	0	0	0	0	0	0	0	0	0	0
<b>Team totals</b>			<b>34</b>	<b>34</b>	<b>3060</b>	<b>41</b>	<b>33</b>	<b>404</b>	<b>129</b>	<b>476</b>	<b>473</b>	<b>75</b>	<b>196</b>	<b>59</b>	<b>7</b>
<b>Opponent totals</b>			<b>34</b>	<b>34</b>	<b>3060</b>	<b>39</b>	<b>33</b>	<b>399</b>	<b>147</b>	<b>473</b>	<b>476</b>	<b>42</b>	<b>179</b>	<b>59</b>	<b>7</b>

**GAME-WINNING GOALS:** Chris Wondolowski 2, Sanna Nyassi 2, Clarence Goodson 2, Shea Salinas 1, Adam Jahn 1, Ty Harden 1, Anibal Godoy 1, Matias Perez Garcia 1, Innocent 1, Cordell Cato 1

**GAME-WINNING ASSISTS:** Matias Perez Garcia 4, Shea Salinas 2, Quincy Amarikwa 2, Chris Wondolowski 1, Jordan Stewart 1, Adam Jahn 1, Victor Bernardez 1

**PENALTY KICK GOALS/ATTEMPTS:** Chris Wondolowski 6-6

### SAN JOSE EARTHQUAKES INDIVIDUAL GOALKEEPING

UNF	POS	GOALKEEPER	GP	GS	MIN	SHTS	SV	GA	GAA	PG	PA	W	L	T	SO
1	G	David Bingham	34	34	3060	147	105	39	1.15	4	6	13	13	8	12
<b>Team totals</b>			<b>34</b>	<b>34</b>	<b>3060</b>	<b>147</b>	<b>105</b>	<b>39</b>	<b>1.15</b>	<b>4</b>	<b>6</b>	<b>13</b>	<b>13</b>	<b>8</b>	<b>12</b>
<b>Opponent totals</b>			<b>34</b>	<b>34</b>	<b>3060</b>	<b>129</b>	<b>85</b>	<b>41</b>	<b>1.21</b>	<b>6</b>	<b>6</b>	<b>13</b>	<b>13</b>	<b>8</b>	<b>7</b>

\* = Played with other teams in 2015. Only San Jose Earthquakes statistics listed here.



THE CLUB

2015 REVIEW

CLUB HISTORY

OPPONENTS

MEDIA INFO

# 2015 RESULTS

Regular Season Record: 13-13-8, 47 points

Home: 8-3-6; Away: 5-10-2

Overall 2015: 14-16-8; Exhibition: 0-0-0; US Open Cup: 1-1-0; CCL: 0-0-0; International Champions Cup: 0-2-0

Date	Opponent	Score	Result	Record	Attend.	Pts.
March 7	at FC Dallas	0-1	L	0-1-0	15,236	0
March 14	at Seattle Sounders FC	3-2	W	1-1-0	39,175	3
<b>March 22</b>	<b>CHICAGO FIRE</b>	<b>2-1</b>	<b>W</b>	<b>2-1-0</b>	<b>18,000</b>	<b>6</b>
March 28	at New England Revolution	1-2	L	2-2-0	10,668	6
<b>April 5</b>	<b>REAL SALT LAKE</b>	<b>0-1</b>	<b>L</b>	<b>2-3-0</b>	<b>18,000</b>	<b>6</b>
<b>April 11</b>	<b>VANCOUVER WHITECAPS FC</b>	<b>1-0</b>	<b>W</b>	<b>3-3-0</b>	<b>18,000</b>	<b>9</b>
April 17	at New York Red Bulls	0-2	L	3-4-0	16,406	9
May 1	at Real Salt Lake	1-1	T	3-4-1	19,715	10
May 5	at Houston Dynamo	1-0	W	4-4-1	16,018	13
May 8	at Colorado Rapids	1-1	T	4-4-2	14,169	14
<b>May 16</b>	<b>COLUMBUS CREW SC</b>	<b>2-0</b>	<b>W</b>	<b>5-4-2</b>	<b>18,000</b>	<b>17</b>
<b>May 24</b>	<b># ORLANDO CITY SC</b>	<b>1-1</b>	<b>T</b>	<b>5-4-3</b>	<b>36,224</b>	<b>18</b>
May 30	at Toronto FC	1-3	L	5-5-3	17,711	18
<b>June 7</b>	<b>FC DALLAS</b>	<b>0-0</b>	<b>T</b>	<b>5-5-4</b>	<b>18,000</b>	<b>19</b>
<b>June 16</b>	<b>\$ SACRAMENTO REPUBLIC FC</b>	<b>2-2 (6-5)</b>	<b>W</b>	<b>--</b>	<b>13,196</b>	<b>--</b>
June 20	at Seattle Sounders FC	2-0	W	6-5-4	39,971	22
<b>June 27</b>	<b>* LA GALAXY</b>	<b>3-1</b>	<b>W</b>	<b>7-5-4</b>	<b>50,422</b>	<b>25</b>
<b>July 1</b>	<b>\$\$ LA GALAXY</b>	<b>0-1</b>	<b>L</b>	<b>--</b>	<b>13,329</b>	<b>--</b>
July 5	at Portland Timbers	0-1	L	7-6-4	21,144	25
<b>July 10</b>	<b>HOUSTON DYNAMO</b>	<b>0-2</b>	<b>L</b>	<b>7-7-4</b>	<b>18,000</b>	<b>25</b>
<b>July 14</b>	<b>% CLUB AMERICA</b>	<b>1-2</b>	<b>L</b>	<b>--</b>	<b>18,000</b>	<b>--</b>
July 17	at LA Galaxy	2-5	L	7-8-4	27,000	25
<b>July 21</b>	<b>&amp; MANCHESTER UNITED</b>	<b>1-3</b>	<b>L</b>	<b>--</b>	<b>18,000</b>	<b>--</b>
July 26	at Vancouver Whitecaps FC	1-3	L	7-9-4	20,298	25
<b>Aug. 2</b>	<b>PORTLAND TIMBERS</b>	<b>0-0</b>	<b>T</b>	<b>7-9-5</b>	<b>18,000</b>	<b>26</b>
Aug. 8	at Houston Dynamo	1-2	L	7-10-5	21,876	26
<b>Aug. 14</b>	<b>COLORADO RAPIDS</b>	<b>1-0</b>	<b>W</b>	<b>8-10-5</b>	<b>18,000</b>	<b>29</b>
Aug. 19	at Sporting Kansas City	5-0	W	9-10-5	18,866	32
Aug. 22	at D.C. United	2-0	W	10-10-5	20,043	35
<b>Aug. 28</b>	<b>LA GALAXY</b>	<b>1-0</b>	<b>W</b>	<b>11-10-5</b>	<b>18,000</b>	<b>38</b>
<b>Sept. 5</b>	<b>PHILADELPHIA UNION</b>	<b>1-2</b>	<b>L</b>	<b>11-11-5</b>	<b>18,000</b>	<b>38</b>
<b>Sept. 12</b>	<b>SEATTLE SOUNDERS FC</b>	<b>1-1</b>	<b>T</b>	<b>11-11-6</b>	<b>18,000</b>	<b>39</b>
<b>Sept. 16</b>	<b>MONTREAL IMPACT</b>	<b>1-1</b>	<b>T</b>	<b>11-11-7</b>	<b>18,000</b>	<b>40</b>
Sept. 19	at New York City FC	2-3	L	11-12-7	28,231	40
<b>Sept. 27</b>	<b>REAL SALT LAKE</b>	<b>1-0</b>	<b>W</b>	<b>12-12-7</b>	<b>18,000</b>	<b>43</b>
<b>Oct. 3</b>	<b>VANCOUVER WHITECAPS FC</b>	<b>1-1</b>	<b>T</b>	<b>12-12-8</b>	<b>18,000</b>	<b>44</b>
<b>Oct. 16</b>	<b>SPORTING KANSAS CITY</b>	<b>1-0</b>	<b>W</b>	<b>13-12-8</b>	<b>18,000</b>	<b>47</b>
Oct. 25	at FC Dallas	1-2	L	13-13-8	16,937	47

## Bold – Home Game

# Match at Levi's Stadium; \* Match at Stanford Stadium; \$ U.S. Open Cup Fourth Round at Avaya Stadium;

\$\$ U.S. Open Cup Round of 16 at Avaya Stadium; % ICC Match at Avaya Stadium;

& ICC Match at Avaya Stadium

THE CLUB

2015 REVIEW

CLUB HISTORY

OPPONENTS

MEDIA INFO



# 2015 RECORDS & MILESTONES

## ALL-TIME GOALS

CHRIS WONDOLOWSKI MOVED UP TO No. 5 ON THE LEAGUE'S ALL-TIME GOALS LIST WITH 109

CHRIS WONDOLOWSKI MOVED INTO A TIE FOR No. 5 ON THE LEAGUE'S ALL-TIME MULTI-GOAL GAMES LIST WITH 17

CHRIS WONDOLOWSKI MOVED UP TO No. 5 ON THE LEAGUE'S ALL-TIME PENALTY-KICK GOALS LIST WITH 18

CHRIS WONDOLOWSKI SCORED HIS 100TH CAREER MLS GOAL IN A 1-1 DRAW VS. ORL ON MAY 24

CHRIS WONDOLOWSKI SCORED HIS 100TH CAREER EARTHQUAKES GOAL IN A 5-0 WIN AT SKC ON AUG. 19

FATAI ALASHE SCORED HIS FIRST CAREER PROFESSIONAL GOAL IN A 2-1 WIN VS. CHI ON MARCH 22

ANIBAL GODOY SCORED HIS FIRST CAREER MLS GOAL IN A 5-0 WIN AT SKC ON AUG. 19

TY HARDEN SCORED HIS FIRST CAREER PROFESSIONAL GOAL IN A 2-1 WIN VS. CHI ON MARCH 22

INNOCENT SCORED HIS FIRST CAREER MLS GOAL IN A 3-2 WIN AT SEA ON MARCH 14

CORDELL CATO TIED HIS CAREER HIGH IN GOALS WITH THREE

SHEA SALINAS SET A CAREER HIGH IN GOALS WITH THREE

## ALL-TIME ASSISTS

SHEA SALINAS MOVED UP TO No. 4 ON THE CLUB'S ALL-TIME ASSISTS LIST WITH 33

FATAI ALASHE RECORDED HIS FIRST CAREER ASSIST IN A 5-0 WIN AT SKC ON AUG. 19

CLARENCE GOODSON SET A CAREER HIGH IN ASSISTS WITH TWO

## ALL-TIME APPEARANCES

CHRIS WONDOLOWSKI MOVED UP TO No. 2 ON THE CLUB'S ALL-TIME APPEARANCE LIST WITH 180

DAVID BINGHAM MOVED UP TO No. 5 ON THE CLUB'S ALL-TIME GOALKEEPER APPEARANCES LIST WITH 39

VICTOR BERNARDEZ MADE HIS 100TH MLS AND EARTHQUAKES APPEARANCE IN A 1-0 WIN VS. LA ON AUG. 28

CLARENCE GOODSON MADE HIS 100TH MLS APPEARANCE IN A 1-0 WIN AT HOU ON MAY 5

SANNA NYASSI MADE HIS 150TH MLS APPEARANCE IN A 2-0 WIN AT DCU ON AUG. 22

SHEA SALINAS MADE HIS 150TH CAREER EARTHQUAKES APPEARANCE IN A 1-0 WIN VS. LA ON AUG. 28

SHEA SALINAS MADE HIS 200TH MLS APPEARANCE IN A 1-0 WIN VS. SKC ON OCT. 16

CHRIS WONDOLOWSKI MADE HIS 200TH MLS APPEARANCE IN A 3-2 WIN AT SEA ON MARCH 14

MARVELL WYNNE MADE HIS 250TH MLS APPEARANCE IN A 2-0 WIN AT SEA ON JUNE 20

FATAI ALASHE MADE HIS MLS DEBUT IN A 2-1 LOSS AT DAL ON MARCH 7

ANIBAL GODOY MADE HIS MLS DEBUT IN A 1-0 WIN VS. COL ON AUG. 14

INNOCENT MADE HIS MLS DEBUT IN A 1-0 LOSS AT DAL ON MARCH 7

MARC PELOSI MADE HIS MLS DEBUT IN A 3-1 LOSS AT VAN ON JULY 26

PAULO RENATO MADE HIS MLS DEBUT IN A 1-0 LOSS AT DAL ON MARCH 7

MARVELL WYNNE SET A CAREER HIGH IN APPEARANCES WITH 33

## ALL-TIME STARTS

SHEA SALINAS MADE HIS 100TH CAREER EARTHQUAKES START IN A 5-0 WIN AT SKC ON AUG. 19

DAVID BINGHAM MOVED UP TO No. 5 ON THE CLUB'S ALL-TIME GOALKEEPER STARTS LIST WITH 38

MARVELL WYNNE MADE HIS 250TH MLS START IN A 2-0 WIN AT DCU ON AUG. 22

VICTOR BERNARDEZ MADE HIS 100TH MLS AND EARTHQUAKES START IN A 2-1 LOSS VS. PHI ON SEPT. 5

CLARENCE GOODSON MADE HIS 100TH MLS START IN A 2-0 LOSS VS. HOU ON JULY 10

FATAI ALASHE MADE HIS FIRST MLS START IN A 3-2 WIN AT SEA ON MARCH 14

MARC PELOSI MADE HIS FIRST MLS START IN A 2-1 LOSS AT HOU ON AUG. 8

ANIBAL GODOY MADE HIS FIRST MLS START IN A 1-0 WIN VS. COL ON AUG. 14

INNOCENT MADE HIS FIRST MLS START IN A 3-2 WIN AT SEA ON MARCH 14

PAULO RENATO MADE HIS FIRST MLS START IN A 1-0 LOSS AT DAL ON MARCH 7

DAVID BINGHAM STARTED EACH OF SAN JOSE'S 34 GAMES, TYING A CLUB RECORD FOR A SINGLE SEASON

MARVELL WYNNE SET A CAREER HIGH IN STARTS WITH 32

## MISCELLANEOUS ALL-TIME LEADERS

MATIAS PEREZ GARCIA MOVED UP TO No. 6 ON THE CLUB'S ALL-TIME CORNER KICK LIST WITH 138

SHEA SALINAS MOVED INTO A TIE FOR No. 5 ON THE CLUB'S ALL-TIME GAME-WINNING ASSISTS LIST WITH 10

DAVID BINGHAM MOVED UP TO No. 4 ON THE CLUB'S ALL-TIME SHUTOUTS LIST WITH 12

DAVID BINGHAM MOVED UP TO No. 5 ON THE CLUB'S ALL-TIME WINS LIST WITH 17

DAVID BINGHAM MOVED UP TO No. 6 ON THE CLUB'S ALL-TIME SAVES LIST WITH 124

## CLUB RECORDS IN 2015

DAVID BINGHAM TIED THE CLUB RECORD FOR STARTS IN A SINGLE SEASON WITH 34

DAVID BINGHAM TIED THE CLUB RECORD FOR MINUTES PLAYED IN A SINGLE SEASON WITH 3060

DAVID BINGHAM TIED THE CLUB RECORD FOR SHUTOUTS IN A SINGLE SEASON WITH 12

FATAI ALASHE BECAME THE 11TH PLAYER IN CLUB HISTORY TO MAKE 20 OR MORE APPEARANCES DURING HIS ROOKIE SEASON

THE EARTHQUAKES SET A CLUB RECORD WITH AN AVERAGE HOME ATTENDANCE OF 20,979

THE EARTHQUAKES SET A CLUB RECORD BY SELLING OUT 16 OF 17 HOME MATCHES, INCLUDING ALL 15 AT AVAYA STADIUM

# 2015 IN REVIEW

THE CLUB

2015 REVIEW

CLUB HISTORY

OPPONENTS

MEDIA INFO

**San Jose Earthquakes (0-1-0, 0pts) 0:1 FC Dallas (1-0-0, 3pts)**  
**March 7, 2015 - Toyota Stadium**

TEAMS	1	2	FINAL
FC Dallas	0	1	1
San Jose	0	0	0

**Scoring Summary:**  
 DAL - Blas Perez

**Misconduct Summary:**  
 SJ - Shaun Francis (caution) 67  
 SJ - Shea Salinas (caution) 77  
 SJ - Sanna Nyassi (caution) 90+2  
 SJ - Adam Jahn (caution) 90+4  
 DAL - Atiba Harris (caution) 50

**FC DALLAS** - Chris Seitz, Atiba Harris (Walker Zimmerman 89), Moises Hernandez, Zach Lloyd, Tesho Akindele, Mauro Diaz (Michel 86), Fabian Castillo, Victor Ulloa, Ryan Hollingshead (Michael Barrios 75), Blas Perez.

TOTAL SHOTS: 11; SHOTS ON GOAL: 5; SAVES: 2; FOULS: 16; OFFSIDES: 3; CORNER KICKS: 5.

**SAN JOSE EARTHQUAKES** - David Bingham, Marvell Wynne, Victor Bernardez, Paulo Renato, Shaun Francis, Sanna Nyassi, Matias Perez Garcia (Fatai Alashe 81), Shea Salinas (Innocent 89), JJ Koval (Adam Jahn 60), Jean-Baptiste Pierazzi, Chris Wondolowski.

TOTAL SHOTS: 9; SHOTS ON GOAL: 2; SAVES: 3; FOULS: 15; OFFSIDES: 2; CORNER KICKS: 3.

Referee: Ted Unkel  
 Referee's Assistants: Claudio Badea, Jonathan Johnson  
 4th Official: Alex Chilowicz  
 Attendance: 15,236  
 Weather: Cloudy

**San Jose Earthquakes (1-1-0, 3pts) 3:2 Seattle Sounders FC (1-1-0, 3pts)**  
**March 14, 2015 - Century Link Field**

TEAMS	1	2	FINAL
Seattle	1	1	2
San Jose	1	2	3

**Scoring Summary:**  
 SEA - Clint Dempsey (unassisted) 1  
 SJ - Chris Wondolowski (Marvell Wynne) 13  
 SJ - Chris Wondolowski (unassisted) 48  
 SJ - Innocent (Adam Jahn) 70  
 SEA - Obafemi Martins (Andy Rose, Gonzalo Pineda) 84

**Misconduct Summary:**  
 SJ - Victor Bernardez (ejection) 52  
 SJ - Innocent (caution) 85  
 SEA - Micheal Azira (caution) 56  
 SEA - Cristian Roldan (caution) 90+4.

**SEATTLE SOUNDERS FC** - Stefan Frei, Tyrone Mears (Cristian Roldan 80), Brad Evans, Chad Marshall, Leo Gonzalez, Marco Pappa, Micheal Azira (Andy Rose 67), Gonzalo Pineda, Lamar Neagle (Chad Barrett 72), Obafemi Martins, Clint Dempsey.

TOTAL SHOTS: 10; SHOTS ON GOAL: 9; SAVES: 1; FOULS: 12; OFFSIDES: 0; CORNER KICKS: 10.

**SAN JOSE EARTHQUAKES** - David Bingham, Marvell Wynne, Victor Bernardez, Paulo Renato (Adam Jahn 64), Shaun Francis, JJ Koval, Fatai Alashe, Matias Perez Garcia (Ty Harden 57), Sanna Nyassi (Shea Salinas 72), Chris Wondolowski, Innocent.

TOTAL SHOTS: 10; SHOTS ON GOAL: 4; SAVES: 7; FOULS: 13; OFFSIDES: 1; CORNER KICKS: 1.

Referee: Baldomero Toledo  
 Referee's Assistants: Frank Anderson, Jeff Hosking  
 4th Official: Daniel Radford  
 Attendance: 39,175  
 Weather: Cloudy

**Chicago Fire (0-3-0, 0pts) 1:2 San Jose Earthquakes (2-1-0, 6pts)**  
**March 22, 2015 - Avaya Stadium**

TEAMS	1	2	FINAL
San Jose	2	0	2
Chicago	1	0	1

**Scoring Summary:**  
 SJ - Fatai Alashe (Clarence Goodson, Ty Harden) 5  
 SJ - Ty Harden (unassisted) 21  
 CHI - Harrison Shipp (Joevin Jones) 29.

**Misconduct Summary:**  
 SJ - None  
 CHI - Matt Polster (caution) 26

**SAN JOSE EARTHQUAKES** - David Bingham, Marvell Wynne, Ty Harden, Clarence Goodson, Shaun Francis, JJ Koval, Fatai Alashe, Matias Perez Garcia (Adam Jahn 83), Sanna Nyassi (Cordell Cato 87), Innocent Emeghara (Shea Salinas 76), Chris Wondolowski.

SHOTS: 13; SHOTS ON GOAL: 6; SAVES: 3; FOULS: 14; CORNER KICKS: 9; OFFSIDES: 3.

**CHICAGO FIRE** - Sean Johnson, Lovel Palmer, Jeff Larentowicz, Adailton, Eric Gehrig, Michael Stephens (Kennedy Igboananike 67), Matt Polster, Joevin Jones (David Accam 45), Shaun Maloney, Harrison Shipp, Quincy Amarikwa (Guly 74).

SHOTS: 12; SHOTS ON GOAL: 4; SAVES: 4; FOULS: 17; CORNER KICKS: 3; OFFSIDES: 2.

Referee: Ricardo Salazar  
 Referee's Assistants: Ian Anderson, Mike Kampmeiner  
 4th Official: Allen Chapman  
 Attendance: 18,000  
 Weather: Cloudy

**San Jose Earthquakes (2-0-2, 6pts.) 1:2 New England Revolution (1-2-1, 4 pts.)**  
**March 28, 2014 - Gillette Stadium**

TEAMS	1	2	FINAL
New England	2	0	2
San Jose	0	1	1

**Scoring Summary:**  
 NE - Kelyn Rowe (Lee Nguyen) 21  
 NE - Kelyn Rowe (Darrius Barnes, Chris Tierney) 37  
 SJ - Chris Wondolowski (penalty kick) 62

**Misconduct Summary:**  
 SJ - Clarence Goodson (caution) 13  
 SJ - Shaun Francis (caution) 57

**NEW ENGLAND REVOLUTION** - Bobby Shuttleworth, Andrew Farrell, Darrius Barnes, Jose Goncalves, Chris Tierney, Kelyn Rowe, Scott Caldwell, Daigo Kobayashi, Lee Nguyen, Juan Agudelo (Steve Neumann 71), Charlie Davies (Sean Okoli 83).

SHOTS: 20; SHOTS ON GOAL: 8; SAVES: 4; FOULS: 9; CORNER KICKS: 7; OFFSIDES: 1.

**SAN JOSE EARTHQUAKES** - David Bingham, Marvell Wynne (Cordell Cato 55), Victor Bernardez, Clarence Goodson, Shaun Francis, JJ Koval (Adam Jahn 46), Jean-Baptiste Pierazzi, Matias Perez Garcia, Sanna Nyassi (Shea Salinas 46), Innocent, Chris Wondolowski.

SHOTS: 11; SHOTS ON GOAL: 5; SAVES: 6; FOULS: 14; CORNER KICKS: 7; OFFSIDES: 0.

Referee: Jose Carlos Rivero  
 Referee's Assistants: Gianni Faachini, Eric Weisbrod  
 4th Official: Alan Kelly  
 Attendance: 10,668  
 Weather: Snowing

**Real Salt Lake (2-0-2 pts. 8pts.) 1:0 San Jose Earthquakes (2-0-3 6pts.)**  
**April 5, 2015 – Avaya Stadium**

TEAMS	1	2	FINAL
San Jose	0	0	0
Real Salt Lake	1	0	1

**Scoring Summary:**  
 RSL – Javier Morales (unassisted) 44

**Misconduct Summary:**  
 SJ – Innocent (caution) 43  
 SJ – Chris Wondolowski (caution) 60  
 RSL – Olmes Garcia (caution) 73  
 RSL – Kenny Mansally (caution) 82  
 SJ – Fatai Alashe (caution) 90+3

**SAN JOSE EARTHQUAKES** – David Bingham, Shaun Francis (JJ Koval 37), Clarence Goodson, Victor Bernardez (Leandro Barrera 79), Cordell Cato, Matias Perez Garcia, Fatai Alashe, Chris Wondolowski, Sanna Nyassi (Shea Salinas 64), Innocent, Adam Jahn

SHOTS: 12; SHOTS ON GOAL: 3; SAVES: 1; FOULS: 12; CORNER KICKS: 6; OFFSIDES: 2

**REAL SALT LAKE** – Tony Beltran, Kenny Mansally, Jamison Olave, Chris Schuler, Luke Mulholland, Kyle Beckerman, Javier Morales, Alvaro Saborio (Devon Sandoval 68), Olmes Garcia (John Stertzer 87), Jordan Allen (Luis Gil 76)

SHOTS: 10; SHOTS ON GOAL: 2; SAVES: 2; FOULS: 15; CORNER KICKS: 4; OFFSIDES: 2

Referee: Armando Villarreal  
 Referee's Assistants: Corey Parker, Apolinar Mariscal  
 4th Official: Alejandro Mariscal  
 Attendance: 18,000  
 Weather: Cloudy

**San Jose Earthquakes (3-4-0 9pts.) 0:2 New York Red Bulls (3-0-2 11pts.)**  
**April 17, 2015 – Red Bull Arena**

TEAMS	1	2	FINAL
New York	2	0	2
San Jose	0	0	0

**Scoring Summary:**  
 NYR – Sacha Kljestan (unassisted) 29  
 NYR – Mike Grella (Lloyd Sam) 35

**Misconduct Summary:**  
 NYR – Damien Perrinelle (caution) 11  
 SJ – Fatai Alashe (caution) 36  
 SJ – Sanna Nyassi (caution) 54

**NEW YORK RED BULLS** – Chris Duvall, Damien Perrinelle, Kemar Lawrence, Matt Miazga, Dax McCarty, Felipe, Lloyd Sam (Sal Zizzo 76), Mike Grella (Dane Richards 78), Sacha Kljestan (Sean Davis 86), Bradley Wright-Phillips

SHOTS: 21; SHOTS ON GOAL: 8; SAVES: 4; FOULS: 11; CORNER KICKS: 12; OFFSIDES: 3

**SAN JOSE EARTHQUAKES** – David Bingham, Marvell Wynne, Shea Salinas (Leandro Barrera 79), Paulo Renato, Clarence Goodson, Victor Bernardez, Cordell Cato, JJ Koval (Chris Wondolowski 56), Matias Perez Garcia, Innocent, Sanna Nyassi (Tommy Thompson 68), Fatai Alashe

SHOTS: 10; SHOTS ON GOAL: 4; SAVES: 6; FOULS: 14; CORNER KICKS: 5; OFFSIDES: 0

Referee: Jair Marrufo  
 Referee's Assistants: Eric Boria, Danny Thornberry  
 4th Official: Baldomero Toledo  
 Attendance: 16406  
 Weather: Clear

**Vancouver Whitecaps FC (4-2-1 pts. 13pts.) 0:1 San Jose Earthquakes (3-3-0 9pts.)**  
**April 11, 2015 – Avaya Stadium**

TEAMS	1	2	FINAL
San Jose	0	1	1
Vancouver	0	0	0

**Scoring Summary:**  
 SJ – Sanna Nyassi (unassisted) 75

**Misconduct Summary:**  
 VAN – Darren Mattocks (caution) 3  
 SJ – David Bingham (caution) 11  
 VAN – Kekuta Manneh (caution) 26  
 VAN – Pa Modou Kah (caution) 32  
 VAN – Deybi Flores (caution) 61  
 VAN – Pedro Morales (ejection) 88  
 SJ – Adam Jahn (ejection) 88  
 VAN – Kendall Weston – (caution) 90 + 3

**SAN JOSE EARTHQUAKES** – David Bingham, Marvell Wynne, Shea Salinas, Clarence Goodson, Victor Bernardez, Cordell Cato, Chris Wondolowski (JJ Koval 64), Matias Perez Garcia (Tommy Thompson 80), Sanna Nyassi (Mike Fucito 90 + 4), Fatai Alashe, Adam Jahn

SHOTS: 12; SHOTS ON GOAL: 4; SAVES: 0; FOULS: 9; CORNER KICKS: 7; OFFSIDES: 2

**VANCOUVER WHITECAPS FC** – Jordan Harvey, Kendall Watson, Pa Modou Kah, Steven Beitashour, Darren Mattocks (Erik Hurtado 72), Deybi Flores (Russel Teibert 68), Kekuta Manneh, Matias Laba (Kianz Froese 80), Pedro Morales, Octavio Rivero

SHOTS: 5; SHOTS ON GOAL: 0; SAVES: 3; FOULS: 17; CORNER KICKS: 1; OFFSIDES: 1

Referee: Edvin Jurisevic  
 Referee's Assistants: Mike Rottersman, Felisha Mariscal  
 4th Official: Daniel Radford  
 Attendance: 18,000  
 Weather: Partly Cloudy

**San Jose Earthquakes (3-4-1 10pts.) 1:1 Real Salt Lake (2-2-4 10pts.)**  
**May 1, 2015 – Rio Tinto Stadium**

TEAMS	1	2	FINAL
Real Salt Lake	0	1	1
San Jose	1	0	1

**Scoring Summary:**  
 SJ – Chris Wondolowski (unassisted) 19  
 RSL – Victor Bernardez (own goal) 71

**Misconduct Summary:**  
 RSL – Kyle Beckerman (caution) 1  
 SJ – Innocent (caution) 21  
 RSL – Jordan Allen (caution) 48

**REAL SALT LAKE** – Nick Rimando, Tony Beltran, Jamison Olave, Elias Vasquez, Abdoulie Mansally, Kyle Beckerman, Luke Mulholland (Sebastian Saucedo 82), Javier Morales (Jordan Allen 41), Luis Gil, Olmes Garcia (Devon Sandoval 63), Alvaro Saborio

SHOTS: 7; SHOTS ON GOAL: 0; SAVES: 1; FOULS: 20; CORNER KICKS: 5; OFFSIDES: 1

**SAN JOSE EARTHQUAKES** – David Bingham, Marvell Wynne, Victor Bernardez, Clarence Goodson, Cordell Cato, Sanna Nyassi (Tommy Thompson 75), Matias Perez Garcia (JJ Koval 85), Chris Wondolowski, Shea Salinas, Innocent (Adam Jahn 57)

SHOTS: 8; SHOTS ON GOAL: 2; SAVES: 0; FOULS: 17; CORNER KICKS: 4; OFFSIDES: 2

Referee: Sorin Stoica  
 Referee's Assistants: Ian Anderson, Anthony Vasoli  
 4th Official: Younes MARRAKCHI  
 Attendance: 19715  
 Weather: Partly Cloudy

# 2015 IN REVIEW

THE CLUB

2015 REVIEW

CLUB HISTORY

OPPONENTS

MEDIA INFO

## San Jose Earthquakes (4-4-1 13pts.) 1:0 Houston Dynamo (2-4-4 10pts.) May 5, 2015 – BBVA Compass Stadium

TEAMS	1	2	FINAL
Houston	0	0	0
San Jose	0	1	1

### Scoring Summary:

SJ – Adam Jahn (Matias Perez Garcia) 54

### Misconduct Summary:

HOU – Ricardo Clark (caution) 26  
SJ – Jordan Stewart (caution) 75  
HOU – Kofi Sarkodie (caution) 79

**HOUSTON DYNAMO** – Giles Barnes, Tyler Deric, Kofi Sarkodie (David Horst 83), Raul Rodriguez, Jermaine Taylor, DaMarcus Beasley, Luis Garrido, Ricardo Clark, Oscar Garcia (Rob Lovejoy 74), Alexander Lopez (Will Bruin 65), Brad Davis

SHOTS: 14; SHOTS ON GOAL: 3; SAVES: 1; FOULS: 12; CORNER KICKS: 7; OFFSIDES: 2.

**SAN JOSE EARTHQUAKES** – Sanna Nyassi (Cordell Cato 65), Adam Jahn, Shea Salinas, David Bingham, Marvell Wynne, Victor Bernardez, Clarence Goodson, Jordan Stewart, Chris Wondolowski, Fatai Alashe (JJ Koval 29), Matias Perez Garcia (Tommy Thompson 83)

SHOTS: 12; SHOTS ON GOAL: 2; SAVES: 3; FOULS: 13; CORNER KICKS: 3; OFFSIDES: 3.

Referee: Ricardo Salazar  
Referee's Assistants: Charles Morgante; Mark Cahen  
4th Official: Ismail Elfath  
Attendance: 16018  
Weather: Cloudy

## San Jose Earthquakes (4-4-2 14pts.) 1:1 Colorado Rapids (1-2-7 10pts.) May 8, 2015 – Dick's Sporting Goods Park

TEAMS	1	2	FINAL
Colorado	0	1	1
San Jose	1	0	1

### Scoring Summary:

SJ – Chris Wondolowski (Sanna Nyassi) 19  
COL – James Riley (unassisted) 90+3

### Misconduct Summary:

COL – Drew Moor (caution) 26  
COL – Sam Cronin (caution) 52  
SJ – David Bingham (caution) 90+1

**COLORADO RAPIDS** – Clint Irwin, James Riley, Drew Moor, Axel Sjoberg, Michael Harrington, Gabriel Torres, Sam Cronin (Charles Eloundou 74), Lucas Pittinari, Dillon Powers, Juan Ramirez, Dominique Badji (Vicente Sanchez 45).

SHOTS: 18; SHOTS ON GOAL: 6; SAVES: 3; FOULS: 10; CORNER KICKS: 12; OFFSIDES: 4.

**SAN JOSE EARTHQUAKES** – David Bingham, Marvell Wynne, Victor Bernardez, Paulo Renato, Cordell Cato, Khari Stephenson, Sanna Nyassi (Jordan Stewart 67), Tommy Thompson (Matias Perez Garcia 72), Chris Wondolowski, Shea Salinas (Leandro Barrera 84), Adam Jahn.

SHOTS: 10; SHOTS ON GOAL: 4; SAVES: 5; FOULS: 12; CORNER KICKS: 5; OFFSIDES: 1.

Referee: Baldomero Toledo  
Referee's Assistants: Mike Kampmeiner; Apolinar Mariscal  
4th Official: Daniel Radford  
Attendance: 14169  
Weather: Rain

## San Jose Earthquakes (5-4-2 17pts.) 2:0 Columbus Crew SC (4-2-4 14pts.) May 16, 2015 – Avaya Stadium

TEAMS	1	2	FINAL
San Jose	0	2	2
Colorado	0	0	0

### Scoring Summary:

SJ – Chris Wondolowski (Jordan Stewart, Perez Garcia) 55  
SJ – Shea Salinas (Perez Garcia) 60

### Misconduct Summary:

CLB – Mohammed Saeid (caution) 14  
CLB – Mohammed Saeid (ejection) 33  
SJ – Clarence Goodson (caution) 40  
SJ – Matias Perez Garcia (caution) 45+2  
CLB – Kevan George (caution) 90+1.

**SAN JOSE EARTHQUAKES** – David Bingham, Marvell Wynne, Victor Bernardez, Clarence Goodson, Jordan Stewart, Fatai Alashe, Sanna Nyassi (Cordell Cato 78), Matias Perez Garcia (Khari Stephenson 81), Chris Wondolowski, Shea Salinas, Adam Jahn (JJ Koval 90).

SHOTS: 15; SHOTS ON GOAL: 8; SAVES: 5; FOULS: 9; CORNER KICKS: 8; OFFSIDES: 0.

**COLUMBUS CREW SC** – Steve Clark, Michael Parkhurst, Hector Jimenez, Waylon Francis, Emanuel Pogatzetz, Justin Meram (Kevan George 61), Mohammed Saeid, Tony Tchani, Ethan Finlay (Kristinn Steindorsson 78), Federico Higuain, Kei Kamara (Aaron Schoenfeld 83).

SHOTS: 8; SHOTS ON GOAL: 5; SAVES: 6; FOULS: 12; CORNER KICKS: 5; OFFSIDES: 0.

Referee: Kevin Stott  
Referee's Assistants: Jeff Hosking; Eric Weisbrod  
4th Official: Alejandro Mariscal  
Attendance: 18,000  
Weather: Clear

## San Jose Earthquakes (5-4-3 18pts.) 1:1 Orlando City SC (3-4-5 14pts.) May 24, 2015 – Levi's ® Stadium

TEAMS	1	2	FINAL
San Jose	0	1	1
Orlando City SC	0	1	1

### Scoring Summary:

ORL – Kaka (penalty) 64  
SJ – Chris Wondolowski (penalty) 68

### Misconduct Summary:

SJ – Fatai Alashe (caution) 44  
ORL – Brek Shea (ejection) 51  
ORL – Martin Paterson (caution) 85

**SAN JOSE EARTHQUAKES** – David Bingham, Marvell Wynne, Victor Bernardez, Clarence Goodson, Jordan Stewart, Fatai Alashe, Sanna Nyassi (Cordell Cato 71), Matias Perez Garcia, Chris Wondolowski, Shea Salinas, Adam Jahn (Khari Stephenson 68).

SHOTS: 10; SHOTS ON GOAL: 4; SAVES: 2; FOULS: 14; CORNER KICKS: 7; OFFSIDES: 1.

**ORLANDO CITY SC** – Tally Hall, Rafael Ramos, Sean St. Ledger, Seb Hines, Luke Boden, Brek Shea, Kaka, Eric Avila (Amobi Okugo 87), Cristian Higuaita, Darwin Ceren, Cyle Larin (Martin Paterson 84).

SHOTS: 6; SHOTS ON GOAL: 3; SAVES: 3; FOULS: 14; CORNER KICKS: 1; OFFSIDES: 1.

Referee: Allen Chapman  
Referee's Assistants: Adam Garner; Jeremy Hanson  
4th Official: Daniel Radford  
Attendance: 36,224  
Weather: Clear



**San Jose Earthquakes (5-5-3 18pts.) 1:3 Toronto FC (5-1-5 17pts.)**  
**May 30, 2015 – BMO Field**

TEAMS	1	2	FINAL
Toronto FC	2	1	3
San Jose	1	0	1

**Scoring Summary:**

TOR - Justin Morrow (Sebastian Giovinco, Jonathan Osorio) 22  
 SJ - Chris Wondolowski (penalty) 26  
 TOR - Warren Creavalle (Luke Moore) 33  
 TOR - Luke Moore (Sebastian Giovinco) 71

**Misconduct Summary**

SJ - Sanna Nyassi (caution) 55

**TORONTO FC** – Chris Konopka, Eriq Zavaleta, Damien Perquis, Justin Morrow, Ashtone Morgan, Jonathan Osorio (Nick Hagglund 84), Michael Bradley, Warren Creavalle (Jackson 66), Benoit Cheyrou, Luke Moore (Jay Chapman 84), Sebastian Giovinco.

SHOTS: 13; SHOTS ON GOAL: 8; SAVES: 1; FOULS: 9; CORNER KICKS: 5; OFFSIDES: 1.

**SAN JOSE EARTHQUAKES** – David Bingham, Marvell Wynne, Victor Bernardez, Clarence Goodson (Paulo Renato 45), Jordan Stewart, Khari Stephenson, Sanna Nyassi (Cordell Cato 58), JJ Koval (Mark Sherrod 75), Chris Wondolowski, Shea Salinas, Adam Jahn.

SHOTS: 17; SHOTS ON GOAL: 2; SAVES: 5; FOULS: 13; CORNER KICKS: 9; OFFSIDES: 1.

Referee: Fotis Bazakos  
 Referee's Assistants: Craig Lowry, Richard Gamache  
 4th Official: Ricardo Salazar  
 Attendance: 17,711  
 Weather: Cloudy

**FC Dallas (6-4-4 22pts.) 0:0 San Jose Earthquakes (5-5-4 19pts.)**  
**June 7, 2015 – Avaya Stadium**

TEAMS	1	2	FINAL
San Jose	0	0	0
FC Dallas	0	0	0

**Scoring Summary:**

None.

**Misconduct Summary:**

SJ – Marvell Wynne (caution) 11  
 DAL – Victor Ulloa (caution) 16  
 DAL – Michel (caution) 40; Mauro Diaz (caution) 40  
 SJ – Mark Sherrod (ejection) 53  
 DAL – Je-Vaughn Watson (ejection) 75  
 SJ – JJ Koval (ejection) 87

**SAN JOSE EARTHQUAKES** – David Bingham, Marvell Wynne, Victor Bernardez, Clarence Goodson, Jordan Stewart, Fatai Alashe, Cordell Cato (JJ Koval 82), Chris Wondolowski, Matias Perez Garcia (Adam Jahn 59), Shea Salinas (Shaun Francis 89), Mark Sherrod.

SHOTS: 10; SHOTS ON GOAL: 1; SAVES: 2; FOULS: 14; CORNER KICKS: 6; OFFSIDES: 1.

**FC DALLAS** – Dan Kennedy, Matt Hedges (Moises Hernandez 80), Walker Zimmerman, Atiba Harris, Je-Vaughn Watson, Victor Ullow, Tesho Akindele, Michael Barrios (Ryan Hollingshead 75), Michel (Fabian Castillo 60), Mauro Diaz, David Texeria.

SHOTS: 10; SHOTS ON GOAL: 2; SAVES: 1; FOULS: 14; CORNER KICKS: 3; OFFSIDES: 2.

Referee: Baldomero Toledo  
 Referee's Assistants: Ian Anderson; Eduardo Mariscal  
 4th Official: Baboucarr Jallow  
 Attendance: 18,000  
 Weather: Clear

**San Jose Earthquakes 2:2 Sacramento Republic (San Jose wins 6-5 on penalties)**

**Lamar Hunt U.S. Open Cup Fourth Round**  
**June 16, 2015 – Avaya Stadium**

TEAMS	1	2	FINAL
San Jose	0	2	2
Sacramento	1	1	2

**Scoring Summary:**

SAC – Rodrigo Lopez (penalty) 6  
 SAC – Emrah Klimenta (Rodrigo Lopez) 54  
 SJ – Chris Wondolowski (unassisted) 74  
 SJ – Chris Wondolowski (Marvell Wynne) 79

**Penalty Kick Summary:**

SJ – Chris Wondolowski (goal), Victor Bernardez (goal), Khari Stephenson (saved), Jean-Baptiste Pierazzi (saved), Tommy Thompson (goal), JJ Koval (goal), Leandro Barrera (goal), Shaun Francis (goal).  
 SAC – Rodrigo Lopez (goal), Nemanja Vukovic (goal), Mickey Daly (saved), Gilberto (goal), Emrah Klimenta (saved), David Estrada (goal), Adnan Gabeljic (goal), James Kiffe (miss high)

**Misconduct Summary:**

SJ – Victor Bernardez (caution) 105

**SAN JOSE EARTHQUAKES** – Bryan Meredith, Marvell Wynne, Paulo Renato (Tommy Thompson 45), Ty Harden (Victor Bernardez 45), Shaun Francis, JJ Koval, Jean-Baptiste Pierazzi, Khari Stephenson, Leandro Barrera, Chris Wondolowski, Mark Sherrod (Mike Fucito 68).

SHOTS: 15; SHOTS ON GOAL: 6; SAVES: 5; FOULS: 9; CORNER KICKS: 10; OFFSIDES: 4.

**SACRAMENTO REPUBLIC FC** – Patrick McLain, Emrah Klimenta, Mickey Daly, Nemanja Vukovic, James Kiffe, Octavio Guzman (Agustin Cazarez 66), Gilberto, Ivan Mirkovic, Rodrigo Lopez, Cameron Iwasa (David Estrada 79), Justin Braun (Adnan Gabeljic 90).

SHOTS: 15; SHOTS ON GOAL: 7; SAVES: 4; FOULS: 15; CORNER KICKS: 5; OFFSIDES: 2.

**San Jose Earthquakes (6-5-4 22pts.) 2:0 Seattle Sounders FC (9-5-2 29pts.)**  
**June 20, 2015 – CenturyLink Field**

TEAMS	1	2	FINAL
Seattle	0	0	0
San Jose	1	1	2

**Scoring Summary:**

Sanna Nyassi (Matias Perez Garcia) 28  
 Matias Perez Garcia (Cordell Cato) 73

**Misconduct Summary:**

SJ - Sanna Nyassi (caution) 23  
 SEA – Thomas (caution) 59  
 SEA – Zach Scott (caution) 87

**SEATTLE SOUNDERS FC** – Stefan Frei, Tyrone Mears, Brad Evans (Zach Scott 45), Chad Marshall, Dylan Remick, Michael Azira, Cristian Roldan, Thomas (Aaron Kovar 60), Andy Rose (Victor Mansaray 78), Marco Pappa, Lamar Neagle.

SHOTS: 12; SHOTS ON GOAL: 3; SAVES: 2; FOULS: 9; CORNER KICKS: 5; OFFSIDES: 1.

**SAN JOSE EARTHQUAKES** – David Bingham, Marvell Wynne (Cordell Cato 45), Victor Bernardez, Clarence Goodson, Jordan Stewart, Fatai Alashe, Sanna Nyassi, Chris Wondolowski, Matias Perez Garcia (Tommy Thompson 78), Shea Salinas (Shaun Francis 90+1), Adam Jahn.

SHOTS: 15; SHOTS ON GOAL: 4; SAVES: 3; FOULS: 15; CORNER KICKS: 4; OFFSIDES: 1.

Referee: Juan Guzman  
 Referee's Assistants: Frank Anderson, Felisha Mariscal  
 4th Official: Tyler Ploeger.  
 Attendance: 39,971.  
 Weather: 71 and Sunny.

# 2015 IN REVIEW

THE CLUB

2015 REVIEW

CLUB HISTORY

OPPONENTS

MEDIA INFO

## San Jose Earthquakes (7-5-4 25pts) 3:1 LA Galaxy (7-6-7 28pts.) June 27, 2015 – Stanford Stadium

TEAMS	1	2	FINAL
San Jose	1	2	3
LA Galaxy	1	0	1

### Scoring Summary:

LA – Juninho (unassisted) 17  
 SJ – Chris Wondolowski (Matias Perez Garcia) 28  
 SJ – Clarence Goodson (Matias Perez Garcia)  
 SJ – Cordell Cato (Shea Salinas) 72

### Misconduct Summary:

SJ – Sanna Nyassi (caution) 13  
 LA – Stefan Ishizaki (caution) 19  
 SJ – Victor Bernardez (caution) 23  
 LA – Alan Gordon (caution) 88

**SAN JOSE EARTHQUAKES** – David Bingham, Marvell Wynne, Victor Bernardez, Clarence Goodson, Jordan Stewart, Fatai Alashe, Sanna Nyassi (Cordell Cato 60), Chris Wondolowski, Matias Perez Garcia (Tommy Thompson 86), Shea Salinas, Adam Jahn (Mark Sherrod 45).

SHOTS: 10; SHOTS ON GOAL: 4; SAVES: 4; FOULS: 16; CORNER KICKS: 11; OFFSIDES: 3.

**LA GALAXY** – Jaime Penedo, Omar Gonzalez (A.J. DeLaGarza 45), Robbie Rogers, Leonardo, Dan Gargan, Stefan Ishizaki (Jose Villareal 78), Juninho, Sebastian Letget (Alan Gordon 67), Bagio Husidic, Gyasi Zardet, Robbie Keane.

SHOTS: 9; SHOTS ON GOAL: 5; SAVES: 1; FOULS: 14; CORNER KICKS: 6; OFFSIDES: 0.

Referee: Jose Carlos Rivero  
 Referee's Assistants: Jeff Hosking; Mike Rottersman  
 4th Official: Daniel Radford  
 Attendance: 50,422  
 Weather: Clear

## San Jose Earthquakes 0:1 LA Galaxy Lamar Hunt U.S. Open Cup Round of 16 July 1, 2015 – Avaya Stadium

TEAMS	1	2	FINAL
San Jose	0	0	0
LA Galaxy	1	0	1

### Scoring Summary:

LA – Jose Villareal (Kenney Walker) 6

### Misconduct Summary:

LA – Raul Mendiola (caution) 84  
 SJ – Jean-Baptiste Pierazzi (caution) 87  
 SJ – Mike Fucito (caution) 89  
 LA – Brian Rowe (caution) 90

**SAN JOSE EARTHQUAKES** – Bryan Meredith, Shaun Francis, Paulo Renato (Fatai Alashe 78), JJ Koval, Cordell Cato, Leandro Barrera, Jean-Baptiste Pierazzi, Khari Stephenson (Mike Fucito 45), Sanna Nyassi, Tommy Thompson, Mark Sherrod (Adam Jahn 60).

SHOTS: 14; SHOTS ON GOAL: 3; SAVES: 2; FOULS: 12; CORNER KICKS: 9; OFFSIDES: 3.

**LA GALAXY** – Brian Rowe, Oscar Sorto, Leonardo, Tommy Meyer, A.J. DeLaGarza (Dan Gargan 59), Raul Mendiola, Kenney Walker (Juninho 71), Rafael Garcia, Ignacio Maganto, Alan Gordon, Jose Villareal (Sebastian Letget 86).

SHOTS: 7; SHOTS ON GOAL: 3; SAVES: 3; FOULS: 5; CORNER KICKS: 0; OFFSIDES: 1.

## Portland Timbers (9-6-4 31pts) 1:0 San Jose Earthquakes (7-6-4 25pts.) July 5, 2015 – Providence Park

TEAMS	1	2	FINAL
Portland	0	1	1
San Jose	0	0	0

### Scoring Summary:

POR – Jack Jewsbury (Gaston Fernandez, Diego Valeri) 90+1

### Misconduct Summary:

SJ – Clarence Goodson (caution) 51  
 SJ – Mark Sherrod (caution) 75

**PORTLAND TIMBERS** – Adam Larsen Kwarasey, Norberto Paparatto, Liam Ridgewell, Alvas Powell, Jorge Villafana, Diego Valeri, Darlington Nagbe (Gaston Fernandez 84), Dairon Asprilla (Rodney Wallace 73), Will Johnson, Jack Jewsbury, Fanendo Adi (Maximiliano Urruti 79).

SHOTS: 23; SHOTS ON GOAL: 7; SAVES: 2; FOULS: 9; CORNER KICKS: 9; OFFSIDES: 3.

**SAN JOSE EARTHQUAKES** – David Bingham, Marvell Wynne, Victor Bernardez, Clarence Goodson, Jordan Stewart, Fatai Alashe, Tommy Thompson (JJ Koval 89), Shea Salinas, Mark Sherrod (Adam Jahn 76), Jean-Baptiste Pierazzi, Leandro Barrera (Shaun Francis 72).

SHOTS: 7; SHOTS ON GOAL: 2; SAVES: 6; FOULS: 14; CORNER KICKS: 4; OFFSIDES: 3.

Referee: Ricardo Salazar  
 Referee's Assistants: Matthew Nelson; Apolinar Mariscal  
 4th Official: Baboucarr Jallow  
 Attendance: 21,144  
 Weather: Clear

## San Jose Earthquakes (7-7-4 25pts.) 0:2 Houston Dynamo (6-7-6 24pts.) July 10, 2015 – Avaya Stadium

TEAMS	1	2	FINAL
San Jose	0	0	0
Houston	1	1	2

### Scoring Summary:

HOU – Ricardo Clark (Alexander Lopez) 10  
 HOU – Will Bruin (Leonel Miranda) 81

### Misconduct Summary:

HOU – Tyler Deric (caution) 31  
 HOU – DaMarcus Beasley (caution) 37  
 HOU – Raul Rodriguez (caution) 45+1  
 HOU – Nathan Sturgis (caution) 45+2

**SAN JOSE EARTHQUAKES** – David Bingham, Marvell Wynne, Victor Bernardez, Clarence Goodson, Shaun Francis, Fatai Alashe, Sanna Nyassi, Tommy Thompson, Matias Perez Garcia (Mark Sherrod 68), Shea Salinas (Leandro Barrera 79), Quincy Amarikwa (Mike Fucito 84).

SHOTS: 14; SHOTS ON GOAL: 3; SAVES: 5; FOULS: 14; CORNER KICKS: 7; OFFSIDES: 4.

**HOUSTON DYNAMO** – Tyler Deric, Kofi Sarkodie, David Horst, Raul Rodriguez, Ricardo Clark, Nathan Sturgis, Alex (Leonel Miranda 70), Alexander Lopez (Rasheed Olabiyi 79), Brad Davis, Will Bruin (Mauro Manotas 90+1).

SHOTS: 8; SHOTS ON GOAL: 4; SAVES: 3; FOULS: 13; CORNER KICKS: 2; OFFSIDES: 1.

Referee: Sorin Stoica  
 Referee's Assistants: Chris Strickland; Jason White  
 4th Official: Baldomero Toledo  
 Attendance: 18,000  
 Weather: Partly Cloudy

**San Jose Earthquakes 1:2 Club America  
International Champions Cup North America  
July 14, 2015 – Avaya Stadium**

TEAMS	1	2	FINAL
San Jose	1	0	1
Club America	0	2	2

**Scoring Summary:**

SJ – Clarence Goodson (unassisted) 24  
CA – Andres Andrade (unassisted) 76  
CA – Francisco Rivera (unassisted) 83

**Misconduct Summary:**

SJ – Clarence Goodson (caution) 15  
CA – Michael Arroyo (caution) 15  
SJ – Matias Perez Garcia (caution) 21  
CA – Andres Andrade (caution) 44  
CA – Paolo Goltz (ejection) 45+2  
SJ – Sanna Nyassi (ejection) 45+3  
CA – Darwin Quintero (caution) 54  
CA – Jose Daniel Guerrero (caution) 60  
SJ – Adam Jahn (caution) 65  
CA – Francisco Rivera (caution) 90+1

**SAN JOSE EARTHQUAKES** – Bryan Meredith, Jordan Stewart (Shaun Francis 46), Victor Bernardez (Paulo Renato 46), Clarence Goodson (Matheus Silva 46), Marvell Wynne (Khari Stephenson 46), Jean-Baptiste Pierazzi (Fatai Alashe 46), Leandro Barrera (Mathieu Coutadeur 46), Matias Perez Garcia (Tommy Thompson 34), Sanna Nyassi, Mark Sherrod (Adam Jahn 46), Quincy Amarikwa [Mike Fuctio 45+1 (JJ Koval 46)].

SHOTS: 10; SHOTS ON GOAL: 4; SAVES: 3; FOULS: 18; CORNER KICKS: 5; OFFSIDES: 3.

**CLUB AMERICA** – Hugo Gonzalez, Paolo Goltz, Erik Pimentel, Oscar Mares, Bryan Colula, Javier Guemez, Michael Arroyo (Adrian Marin 74), Jose Daniel Guerrero (Jonathan Sanchez 62), Andres Andrade, Dario Benedetto (Alejandro Diaz 27), Carlos Darwin Quintero (Francisco Rivera 74).

SHOTS: 14; SHOTS ON GOAL: 5; SAVES: 3; FOULS: 13; CORNER KICKS: 5; OFFSIDES: 1.

**LA Galaxy (9-6-7 34pts.) 5:2 San Jose Earthquakes (7-8-4 25pts.)  
July 17, 2015 – StubHub Center**

TEAMS	1	2	FINAL
LA Galaxy	2	3	5
San Jose	2	0	2

**Scoring Summary:**

SJ - Quincy Amarikwa (Sanna Nyassi) 22  
SJ - Quincy Amarikwa (Clarence Goodson; Marvell Wynne) 25  
LA - Robbie Keane (penalty) 30  
LA - Steven Gerrard (unassisted) 37  
LA - Robbie Keane (Steven Gerrard) 64  
LA - Robbie Keane (penalty) 80  
LA - Sebastian Lieget (Robbie Rogers) 90+2

**Misconduct Summary:**

SJ - Tommy Thompson (caution) 30  
LA - Robbie Rogers (caution) 36  
SJ - Shea Salinas (caution) 54  
SJ - David Bingham (caution) 67  
SJ - Jordan Stewart (caution) 70

**LA GALAXY** – Brian Rowe, Robbie Rogers, AJ DeLaGarza, Leonardo, Dan Gargan, Baggio Husidic, Steven Gerrard (Edson Buddle 88), Juninho, Kenney Walker (Ignacio Maganto 82), Robbie Keane, Sebastian Lieget.

SHOTS: 13; SHOTS ON GOAL: 8; SAVES: 1; FOULS: 15; CORNER KICKS: 3; OFFSIDES: 0.

**SAN JOSE EARTHQUAKES** – David Bingham, Marvell Wynne, Victor Bernardez, Clarence Goodson, Jordan Stewart, Fatai Alashe, Sanna Nyassi (Leandro Barrera 62), Tommy Thompson (Adam Jahn 80), Matias Perez Garcia, Shea Salinas (Mark Sherrod 69), Quincy Amarikwa.

SHOTS: 8; SHOTS ON GOAL: 3; SAVES: 3; FOULS: 17; CORNER KICKS: 1; OFFSIDES: 5.

Referee: Alan Kelly  
Referee's Assistants: Adam Wienckowski; Jeff Hosking  
4th Official: Kevin Stott  
Attendance: 27,000  
Weather: Clear

**San Jose Earthquakes 1:3 Manchester United  
International Champions Cup North America  
July 21, 2015 – Avaya Stadium**

TEAMS	1	2	FINAL
San Jose	1	0	1
Manchester	2	1	3

**Scoring Summary:**

MU – Juan Mata (Ashley Young) 32  
MU – Memphis Depay (unassisted) 37  
SJ – Fatai Alashe (Shea Salinas) 42  
MU – Andreas Pereira (Jesse Lingard) 61

**Misconduct Summary:**

None.

**SAN JOSE EARTHQUAKES** – David Bingham, Marvell Wynne (JJ Koval 46), Victor Bernardez (Paulo Renato 46), Clarence Goodson (Matheus Silva 46), Jordan Stewart (Shaun Francis 46), Fatai Alashe (Khari Stephenson 62), Jean-Baptiste Pierazzi (Marc Pelosi 46), Cordell Cato (Mathieu Coutadeur 46), Matias Perez Garcia (Tommy Thompson 46), Shea Salinas (Leandro Barrera 46), Quincy Amarikwa [Mark Sherrod 46 (Adam Jahn 71)].

SHOTS: 4; SHOTS ON GOAL: 1; SAVES: 3; FOULS: 4; CORNER KICKS: 2; OFFSIDES: 2.

**MANCHESTER UNITED** – Sam Johnstone, Matteo Darmian (Patrick McNair 46), Luke Shaw (Chris Smalling 46), Phil Jones (Jonny Evans 46), Juan Mata (Adnan Januzaj 46), Memphis Depay (Ander Herrera 46), Michael Carrick (Tyler Blackett 46), Daley Blind (Jesse Lingard 46), Ashley Young (Andreas Pereira 46), Morgan Schneiderlin (Bastian Schweinsteiger 46), Wayne Rooney (James Wilson 46).

SHOTS: 10; SHOTS ON GOAL: 6; SAVES: 0; FOULS: 9; CORNER KICKS: 11; OFFSIDES: 0.

**Vancouver Whitecaps FC (11-8-3 36pts.) 3:1 San Jose Earthquakes (7-9-4 25pts.)  
July 26, 2015 – BC Place**

TEAMS	1	2	FINAL
Vancouver	2	1	3
San Jose	0	1	1

**Scoring Summary:**

VAN - Mauro Rosales (unassisted) 5  
VAN - Kendall Weston (Mauro Rosales) 32  
VAN - Octavio Rivero (penalty) 56  
SJ - Quincy Amarikwa (Shea Salinas) 90

**Misconduct Summary:**

VAN - Gershon Koffie (caution) 36  
SJ - Quincy Amarikwa (caution) 45  
VAN - Nicolas Mezquida (caution) 59  
VAN - Russel Teibert (caution) 90+1

**VANCOUVER WHITECAPS FC** – David Ousted, Steven Beitashour, Kendall Weston, Pa-Modou Kah, Christian Dean, Matias Laba, Gershon Koffie (Russell Teibert 63), Mauro Rosales (Erik Hurtado 70), Nicolas Mezquida (Pedro Morales 68), Kekuta Manneh, Octavio Rivero.

SHOTS: 11; SHOTS ON GOAL: 6; SAVES: 2; FOULS: 20; CORNER KICKS: 5; OFFSIDES: 3.

**SAN JOSE EARTHQUAKES** – David Bingham, Marvell Wynne (Tommy Thompson 85), Victor Bernardez, Clarence Goodson (Paulo Renato 13), Jordan Stewart, Fatai Alashe, Cordell Cato, Chris Wondolowski (Marc Pelosi 70), Matias Perez Garcia, Shea Salinas, Quincy Amarikwa.

SHOTS: 7; SHOTS ON GOAL: 3; SAVES: 3; FOULS: 13; CORNER KICKS: 6; OFFSIDES: 0.

Referee: Edwin Jurisevic  
Referee's Assistants: Corey Rockwell; Eduardo Mariscal  
4th Official: Baboucarr Jallow  
Attendance: 20,298  
Weather: Clear

# 2015 IN REVIEW

THE CLUB

2015 REVIEW

CLUB HISTORY

OPPONENTS

MEDIA INFO

**San Jose Earthquakes (7-9-5 26 pts.) 0:0 Portland Timbers (9-8-6 33pts.)**  
August 2, 2015 – Avaya Stadium

TEAMS	1	2	FINAL
San Jose	0	0	0
Portland	0	0	0

**Scoring Summary:**  
None

**Misconduct Summary:**  
SJ – Shaun Francis (caution) 14  
SJ – Jordan Stewart (caution) 88

**SAN JOSE EARTHQUAKES** – David Bingham, Marvell Wynne, Victor Bernardez, Jordan Stewart, Shaun Francis, Fatai Alashe, Cordell Cato (Sanna Nyassi 64), Chris Wondolowski, Matias Perez Garcia (Tommy Thompson 82), Shea Salinas (Marc Pelosi 78), Quincy Amarikwa.

SHOTS: 12; SHOTS ON GOAL: 3; SAVES: 5; FOULS: 16; CORNER KICKS: 11; OFFSIDES: 1.

**PORTLAND TIMBERS** – Adam Kwarasey, Alvas Powell (Taylor Peay 46), Nat Borchers, Liam Ridgewell, Jorge Villafana, Will Johnson, Diego Chara, Diego Valeri, Darlington Nagbe, Rodney Wallace (Maximiliano Urruti 80), Fanendo Adi (Lucas Melano 66).

SHOTS: 15; SHOTS ON GOAL: 5; SAVES: 3; FOULS: 11; CORNER KICKS: 5; OFFSIDES: 0.

Referee: Kevin Stott  
Referee's Assistants: Frank Anderson, Felisha Mariscal  
4th Official: Baboucarr Jallow  
Attendance: 18,000  
Weather: Clear

**San Jose Earthquakes (8-10-5 29pts.) 1:0 Colorado Rapids (5-9-9 24pts.)**  
August 14, 2015 – Avaya Stadium

TEAMS	1	2	FINAL
San Jose	0	1	1
Colorado	0	0	0

**Scoring Summary:**  
SJ – Clarence Goodson (Quincy Amarikwa) 53

**Misconduct Summary:**  
SJ – Victor Bernardez (caution) 49  
COL – Bobby Burling (caution) 65  
COL – Sam Cronin (caution) 74  
COL – Maynor Figueroa (caution) 84  
SJ – Marc Pelosi (caution) 88.

**SAN JOSE EARTHQUAKES** – David Bingham, Cordell Cato, Victor Bernardez, Clarence Goodson, Jordan Stewart (Shaun Francis 27), Anibal Godoy, Sanna Nyassi (Marvell Wynne 85), Chris Wondolowski, Matias Perez Garcia (Marc Pelosi 50), Shea Salinas, Quincy Amarikwa.

SHOTS: 10; SHOTS ON GOAL: 4; SAVES: 2; FOULS: 22; CORNER KICKS: 6; OFFSIDES: 1.

**COLORADO RAPIDS** – Clint Irwin, Bobby Burling, Sean St. Ledger, Drew Moor, Maynor Figueroa, Jared Watts (Marcelo Sarvas 46), Dillon Powers (Gabriel Torres 81), Sam Cronin, Vicente Sanchez (Charles Eloundou 62), Kevin Doyle, Juan Ramirez.

SHOTS: 8; SHOTS ON GOAL: 2; SAVES: 3; FOULS: 17; CORNER KICKS: 3; OFFSIDES: 1.

Referee: Allen Chapman  
Referee's Assistants: George Ganser, Apolinar Mariscal  
4th Official: Daniel Radford  
Attendance: 18,000  
Weather: Clear

**San Jose Earthquakes (7-10-5 26pts.) 1:0 Houston Dynamo (8-8-7 31pts.)**  
August 8, 2015 – BBVA Compass Stadium

TEAMS	1	2	FINAL
Houston	0	2	2
San Jose	0	1	1

**Scoring Summary:**  
HOU – DaMarcus Beasley (Giles Barnes) 55  
SJ – Quincy Amarikwa (Shaun Francis, Cordell Cato) 70  
HOU – Alex (Sheanon Williams, Boniek Garcia) 77

**Misconduct Summary:**  
SJ – Victor Bernardez (caution) 28  
SJ – Marc Pelosi (caution) 34  
SJ – Fatai Alashe (caution) 43  
SJ – Fatai Alashe (ejection) 60  
HOU – Raul Rodriguez (caution) 71  
SJ – Sanna Nyassi (caution) 82

**HOUSTON DYNAMO:** Joe Willis, Sheanon Williams, Raul Rodriguez, David Horst, DaMarcus Beasley, Alex (Rasheed Olabiyi 85), Luis Garrido, Leonel Miranda (Boniek Garcia 57), Giles Barnes, Brad Davis, Will Bruin (Erick Torres 78)

SHOTS: 11; SHOTS ON GOAL: 3; SAVES: 1; FOULS: 11; CORNER KICKS: 5; OFFSIDES: 0.

**SAN JOSE EARTHQUAKES** – David Bingham, Marvell Wynne (Sanna Nyassi 69), Victor Bernardez, Jordan Stewart, Shaun Francis, Fatai Alashe, Cordell Cato, Chris Wondolowski, Marc Pelosi (JJ Koval 62), Shea Salinas (Tommy Thompson 69), Quincy Amarikwa.

SHOTS: 6; SHOTS ON GOAL: 2; SAVES: 1; FOULS: 19; CORNER KICKS: 5; OFFSIDES: 3.

Referee: Fotias Bazakos  
Referee's Assistants: Adam Garner, Brian Poeschel  
4th Official: Ricardo Salazar  
Attendance: 21,876  
Weather: Clear

**Sporting Kansas City (11-5-7 40pts.) 0:5 San Jose Earthquakes (9-10-5 32pts.)**  
August 19, 2015 – Sporting Park

TEAMS	1	2	FINAL
Vancouver	0	0	0
San Jose	3	2	5

**Scoring Summary:**  
SJ – Cordell Cato (Shea Salinas) 3  
SJ – Chris Wondolowski (penalty) 17  
SJ – Anibal Godoy (Quincy Amarikwa) 27  
SJ – Cordell Cato (Shea Salinas) 58  
SJ – Chris Wondolowski (Fatai Alashe) 61

**Misconduct Summary:**  
SKC – Benny Feilhaber (ejection) 71  
SKC – Krisztian Nemeth (caution) 74

**SAN JOSE EARTHQUAKES** – David Bingham, Marvell Wynne, Victor Bernardez, Clarence Goodson, Shaun Francis, Cordell Cato, Anibal Godoy, Fatai Alashe (Marc Pelosi 82), Shea Salinas (Sanna Nyassi 88), Chris Wondolowski, Quincy Amarikwa (Adam Jahn 73).

SHOTS: 17; SHOTS ON GOAL: 9; SAVES: 2; FOULS: 9; CORNER KICKS: 4; OFFSIDES: 5.

**SPORTING KANSAS CITY** – Tim Melia, Amadou Dia (Marcel de Jong 45), Matt Besler, Chance Myers, Kevin Ellis, Amobi Okugo (Mikey Lopez 45), Paulo Nagamura (Graham Zusi 68), Benny Feilhaber, Dom Dwyer, Jacob Peterson, Krisztian Nemeth.

SHOTS: 10; SHOTS ON GOAL: 2; SAVES: 4; FOULS: 14; CORNER KICKS: 6; OFFSIDES: 0.

Referee: Jair Marrufo  
Referee's Assistants: Peter Manikowski, Kyle Atkins  
4th Official: Younes MARRAKCHI  
Attendance: 18,866  
Weather: Clear

**D.C. United (13-9-5 44pts.) 0:2 San Jose Earthquakes (10-10-5 35pts.)**  
**August 22, 2015 – RFK Park**

TEAMS	1	2	FINAL
D.C. United	0	0	0
San Jose	1	1	2

**Scoring Summary:**

SJ – Chris Wondolowski (unassisted) 4  
 SJ – Shea Salinas (Quincy Amarikwa) 52

**Misconduct Summary:**

SJ – Anibal Godoy (caution) 90

**SAN JOSE EARTHQUAKES** – David Bingham, Marvell Wynne, Victor Bernardez, Clarence Goodson, Shaun Francis, Cordell Cato, Anibal Godoy, Fatai Alashe (Marc Pelosi 67), Shea Salinas (Sanna Nyassi 81), Chris Wondolowski, Quincy Amarikwa (Adam Jahn 89).

SHOTS: 9; SHOTS ON GOAL: 2; SAVES: 4; FOULS: 11; CORNER KICKS: 4; OFFSIDES: 3.

**D.C. UNITED** – Andrew Dykstra, Sean Franklin, Kofi Opare, Bobby Boswell, Taylor Kemp, Connor Doyle (Chris Portius 71), Perry Kitchen, Michael Farfan (Nick DeLeon 45), Davy Arnaud, Chris Rolfe (Jairo Arrieta 75), Alvaro Saborio.

SHOTS: 23; SHOTS ON GOAL: 4; SAVES: 0; FOULS: 13; CORNER KICKS: 12; OFFSIDES: 1.

Referee: Allen Kelly  
 Referee's Assistants: Greg Barkey; Kyle Longville  
 4th Official: Mark Geiger  
 Attendance: 20,043  
 Weather: Clear

**San Jose Earthquakes (11-11-5 38 pts.) 1:2 Philadelphia Union (8-14-6 30pts.)**  
**September 5, 2015 – Avaya Stadium**

TEAMS	1	2	FINAL
San Jose	0	1	1
Philadelphia	0	2	2

**Scoring Summary:**

SJ – Chris Wondolowski (penalty) 64  
 PHI – Conor Casey (Raymon Gaddis) 74  
 PHI – Conor Casey (Tranquillo Barnetta) 85

**Misconduct Summary:**

SJ – Clarence Goodson (caution) 52  
 PHI – Fabinho (caution) 63  
 PHI – Conor Casey (caution) 79

**SAN JOSE EARTHQUAKES** – David Bingham, Marvell Wynne, Victor Bernardez (JJ Koval 39), Clarence Goodson, Shaun Francis, Cordell Cato, Matias Perez Garcia (Tommy Thompson 82), Fatai Alashe, Shea Salinas, Chris Wondolowski, Quincy Amarikwa (Adam Jahn 86).

SHOTS: 12; SHOTS ON GOAL: 2; SAVES: 1; FOULS: 12; CORNER KICKS: 7; OFFSIDES: 1.

**PHILADELPHIA UNION** – John McCarthy, Raymon Gaddis, Steven Vitoria, Richard Marquez, Fabinho, Michael Lahoud, Vincent Nogueira (Warren Creavalle 90+2), Tranquillo Barnetta, Sebastien Le Toux (Conor Casey 71), Eric Ayuk (Andrew Wenger 89), C.J. Sapong.

SHOTS: 7; SHOTS ON GOAL: 3; SAVES: 1; FOULS: 9; CORNER KICKS: 6; OFFSIDES: 2

Referee: Ismail Elfath  
 Referee's Assistants: Ian Anderson; Jeffrey Greeson  
 4th Official: Daniel Radford  
 Attendance: 18,000  
 Weather: Clear

**San Jose Earthquakes (11-10-5 38 pts.) 1:0 LA Galaxy (13-7-8 46pts.)**  
**August 28, 2015 – Avaya Stadium**

TEAMS	1	2	FINAL
San Jose	1	0	0
LA	0	0	0

**Scoring Summary:**

SJ - Shea Salinas (unassisted) 18

**Misconduct Summary:**

LA - Leonardo (ejection) 47  
 LA - Robbie Rogers (caution) 74  
 SJ - Victor Bernardez (caution) 70

**SAN JOSE EARTHQUAKES** – David Bingham, Marvell Wynne, Victor Bernardez, Clarence Goodson, Shaun Francis, Cordell Cato (Sanna Nyassi 90), Marc Pelosi, Anibal Godoy, Shea Salinas, Chris Wondolowski, Quincy Amarikwa (Adam Jahn 85)

SHOTS: 17; SHOTS ON GOAL: 4; SAVES: 4; FOULS: 13; CORNER KICKS: 5; OFFSIDES: 4.

**LA GALAXY** – Donovan Ricketts, Omar Gonzalez, Robbie Rogers, AJ DeLaGarza (Dave Romney 57), Leonardo, Steven Gerrard, Gysai Zardes, Sebastian Lletget (Alan Gordon 76), Juninho (Ignacio Maganto 88), Robbie Keane, Giovanni dos Santos.

SHOTS: 12; SHOTS ON GOAL: 4; SAVES: 3; FOULS: 12; CORNER KICKS: 4; OFFSIDES: 0..

Referee: Jose Carlos Rivero  
 Referee's Assistants: Jeff Hosking; Mark Cahen  
 4th Official: Ismail Elfath  
 Attendance: 18,000  
 Weather: Clear

**San Jose Earthquakes (11-11-6 39 pts.) 1:1 Seattle Sounders FC (13-13-3 42pts.)**  
**September 12, 2015 – Avaya Stadium**

TEAMS	1	2	FINAL
San Jose	0	1	1
Seattle	0	1	1

**Scoring Summary:**

SJ – Fatai Alashe (Matias Perez Garcia) 70  
 SEA – Obafemi Martins (unassisted) 82

**Misconduct Summary:**

SJ – Anibal Godoy (caution) 29  
 SJ – Fatai Alashe (caution) 37  
 SEA – Gonzalo Pineda (caution) 55  
 SEA – Oriel Fisher (caution) 69

**SAN JOSE EARTHQUAKES** – David Bingham, Marvell Wynne, Fatai Alashe, Clarence Goodson, Shaun Francis, Cordell Cato (Sanna Nyassi 88), Marc Pelosi (Matias Perez Garcia 70), Anibal Godoy, Shea Salinas, Chris Wondolowski, Quincy Amarikwa (Adam Jahn 69).

SHOTS: 10; SHOTS ON GOAL: 2; SAVES: 1; FOULS: 15; CORNER KICKS: 7; OFFSIDES: 3.

**SEATTLE SOUNDERS FC** – Stefan Frei, Roman Torres (Zach Scott 45), Oriel Fisher, Tyrone Mears, Chad Marshall, Nelson Valdez (Lamar Neagle 60), Brad Evans (Andreas Ivanschitz 46), Erik Friberg, Gonzalo Pineda, Clint Dempsey, Obafemi Martins.

SHOTS: 7; SHOTS ON GOAL: 2; SAVES: 1; FOULS: 18; CORNER KICKS: 2; OFFSIDES: 1.

Referee: Jorge Gonzalez  
 Referee's Assistants: Brian Dunn; Apolinar Mariscal  
 4th Official: Alex Chilowicz  
 Attendance: 18,000  
 Weather: Partly Cloudy

# 2015 IN REVIEW

THE CLUB

2015 REVIEW

CLUB HISTORY

OPPONENTS

MEDIA INFO

**San Jose Earthquakes (11-11-7 40 pts.) 1:1 Montreal Impact (9-11-6 33 pts.)**  
September 16, 2015 – Avaya Stadium

TEAMS	1	2	FINAL
San Jose	1	0	1
Montreal	0	1	1

**Scoring Summary:**

SJ – Chris Wondolowski (unassisted) 35  
MTL – Kyle Bekker (unassisted) 65

**Misconduct Summary:**

MTL – Ambroise Oyongo (ejection) 49  
SJ – Marc Pelosi (caution) 75  
MTL – Eric Kronberg (caution) 84

**SAN JOSE EARTHQUAKES:** David Bingham, Marvell Wynne, Fatai Alashe, Clarence Goodson, Shaun Francis (Tommy Thompson 89), Matias Perez Garcia (Cordell Cato 78), Marc Pelosi, Anibal Godoy, Shea Salinas, Chris Wondolowski, Quincy Amarikwa (Adam Jahn 78).

SHOTS: 16; SHOTS ON GOAL: 4; SAVES: 3; FOULS: 9; CORNER KICKS: 6; OFFSIDES: 5.

**MONTREAL IMPACT:** Eric Kronberg, Eric Miller, Hassoun Camara, Wandrille Lefevre, Ambroise Oyongo, Nigel Reo-Coker (Calum Mallace 64), Eric Alexander (Donny Toia 53), Kyle Bekker, Johan Venegas (Andres Romero 73), Dilly Duka, Dominic Oduro.

SHOTS: 8; SHOTS ON GOAL: 4; SAVES: 3; FOULS: 13; CORNER KICKS: 3; OFFSIDES: 0.

Referee: Allan Chapman  
Referee's Assistants: Fabio Tovar, Eduardo Mariscal  
4th Official: Baboucarr Jallow  
Attendance: 18,000  
Weather: Cloudy

**New York City FC (9-14-7 34 pts.) 3:2 San Jose Earthquakes (11-12-7 40 pts.)**  
September 19, 2015 – Yankee Stadium

TEAMS	1	2	FINAL
NYCFC	0	3	3
San Jose	0	2	2

**Scoring Summary:**

NYCFC – Ned Grabavoy (David Villa) 51  
NYCFC – Ned Grabavoy (Frank Lampard) 63  
NYCFC – David Villa (Angelino, Ned Grabavoy) 65  
SJ – Quincy Amarikwa (unassisted) 72  
SJ – Chris Wondolowski (penalty) 76

**Misconduct Summary:**

NYCFC – Andrea Pirlo (caution) 33  
SJ – Clarence Goodson (caution) 34  
NYCFC – R.J. Allen (caution) 44  
SJ – Marc Pelosi (caution) 45+1  
NYCFC – Chris Wingert (caution) 66  
NYCFC – Andrew Jacobson (caution) 86

**SAN JOSE EARTHQUAKES** – David Bingham, Marvell Wynne, Fatai Alashe, Clarence Goodson, Cordell Cato, Matias Perez Garcia, Marc Pelosi (Shaun Francis 78), Anibal Godoy (Adam Jahn 84), Sanna Nyassi (Shea Salinas 58), Chris Wondolowski, Quincy Amarikwa

SHOTS: 12; SHOTS ON GOAL: 6; SAVES: 1; FOULS: 12; CORNER KICKS: 6; OFFSIDES: 2.

**NEW YORK CITY FC** – Josh Saunders, R.J. Allen (Angelino 57), Shay Facey, Jason Hernandez, Chris Wingert, Mix Diskerud, Andrew Jacobson, Frank Lampard, Andrea Pirlo, Ned Grabavoy (Kwadwo Poku 80), David Villa (Patrick Mullins 70).

SHOTS: 12; SHOTS ON GOAL: 4; SAVES: 4; FOULS: 15; CORNER KICKS: 5; OFFSIDES: 2.

Referee: Edvin Jurisevic  
Referee's Assistants: Corey Parker, Kevin Klinger  
4th Official: Mark Kadlecik  
Attendance: 28,321  
Weather: Clear

**San Jose Earthquakes (12-12-7 43 pts.) 1:0 Real Salt Lake (10-12-8 38 pts.)**  
September 27, 2015 – Avaya Stadium

TEAMS	1	2	FINAL
San Jose	0	1	1
Salt Lake	0	0	0

**Scoring Summary:**

SJ – Matias Perez Garcia (Quincy Amarikwa, Victor Bernardez) 87

**Misconduct Summary:**

SJ – Anibal Godoy (caution) 34  
RSL – Kyle Beckerman (caution) 63  
SJ – Marc Pelosi (caution) 73  
SJ – Chris Wondolowski (caution) 74  
SJ – Matias Perez Garcia (caution) 77  
SJ – Matias Perez Garcia (ejection) 88  
RSL – Aaron Maund (caution) 90

**SAN JOSE EARTHQUAKES** – David Bingham, Marvell Wynne, Victor Bernardez, Fatai Alashe, Shaun Francis (Sanna Nyassi 83), Matias Perez Garcia, Anibal Godoy, Marc Pelosi (Tommy Thompson 87), Shea Salinas, Chris Wondolowski, Quincy Amarikwa (JJ Koval 89).

SHOTS: 20; SHOTS ON GOAL: 6; SAVES: 1; FOULS: 16; CORNER KICKS: 8; OFFSIDES: 4.

**REAL SALT LAKE** – Nick Rimando, Jamison Olave, Jordan Allen (Demar Phillips 55), Aaron Maund, Tony Beltran, Luis Silva (Olmes Garcia 59), Luke Mulholland, Kyle Beckerman, Joao Plata, Juan Manuel Martinez, Devon Sandoval (Sebastian Jaime 84).

SHOTS: 6; SHOTS ON GOAL: 1; SAVES: 4; FOULS: 18; CORNER KICKS: 5; OFFSIDES: 0.

Referee: Chris Penso  
Referee's Assistants: Frank Anderson, Mike Rottersman  
4th Official: Alex Chilowicz  
Attendance: 18,000  
Weather: Clear

**San Jose Earthquakes (12-12-8 44 pts.) 1:1 Vancouver Whitecaps FC (15-12-4 49 pts.)**  
October 3, 2015 – Avaya Stadium

TEAMS	1	2	FINAL
San Jose	0	1	1
Vancouver	1	0	1

**Scoring Summary:**

VAN – Cristian Techera (unassisted) 39  
SJ – Chris Wondolowski (unassisted) 62

**Misconduct Summary:**

SJ – Clarence Goodson (caution) 27  
SJ – Anibal Godoy (caution) 37  
VAN – Steven Beitashour (caution) 60  
SJ – Victor Bernardez (caution) 66  
VAN – Matias Laba (caution) 80

**SAN JOSE EARTHQUAKES** – David Bingham, Marvell Wynne (Tommy Thompson 74), Victor Bernardez, Clarence Goodson, Shaun Francis, Cordell Cato, Anibal Godoy, JJ Koval, Shea Salinas, Chris Wondolowski, Quincy Amarikwa.

SHOTS: 9; SHOTS ON GOAL: 3; SAVES: 4; FOULS: 17; CORNER KICKS: 5; OFFSIDES: 1.

**VANCOUVER WHITECAPS FC** – David Ousted, Kendall Waston, Tim Parker, Jordan Harvey, Steven Beitashour, Gershon Koffie, Cristian Techera, Mauro Rosales [Pedro Morales 70 (Jordan Smith 89)], Kekuta Manneh, Matias Laba, Octavio Rivero.

SHOTS: 11; SHOTS ON GOAL: 5; SAVES: 2; FOULS: 11; CORNER KICKS: 7; OFFSIDES: 2.

Referee: Sorin Stoica  
Referee's Assistants: Claudio Badea, Jason White  
4th Official: Daniel Radford  
Attendance: 18,000  
Weather: Clear

**San Jose Earthquakes (13-12-8 47 pts.) 1:0 Sporting Kansas City (13-10-9 48 pts.)**

October 16, 2015 – Avaya Stadium

TEAMS	1	2	FINAL
San Jose	0	1	1
Kansas City	0	0	1

**Scoring Summary:**

SJ – Anibal Godoy (Chris Wondolowski; Sheas Salinas) 47

**Misconduct Summary:**

SJ – Anibal Godoy (caution) 67  
 SKC – Amobi Okugo (caution) 69  
 SKC – Dom Dwyer (caution) 83

**SAN JOSE EARTHQUAKES** – David Bingham, Cordell Cato, Marvell Wynne, Clarence Goodson, Shaun Francis, Matias Perez Garcia (Sanna Nyassi 76), Anibal Godoy, Fatai Alashe, Shea Salinas, Chris Wondolowski, Quincy Amarikwa (Adam Jahn 90).

SHOTS: 13; SHOTS ON GOAL: 8; SAVES: 3; FOULS: 17; CORNER KICKS: 4; OFFSIDES: 4.

**SPORTING KANSAS CITY** – Tim Melia, Seth Sinovic (Saad Abdul-Salaam 64), Matt Besler (Amobi Okugo 60), Erik Palmer-Brown, Chance Meyers, Paulo Nagamura, Benny Feilhaber, Mikey Lopez, Graham Zusi, Bernardo Anor (Krisztian Nemeth 59), Dom Dwyer.

SHOTS: 8; SHOTS ON GOAL: 3; SAVES: 7; FOULS: 15; CORNER KICKS: 4; OFFSIDES: 0.

Referee: Kevin Stott  
 Referee's Assistants: Chris Strickland; Kyle Atkins  
 4th Official: Alex Chilowicz  
 Attendance: 18,000  
 Weather: Clear

**FC Dallas (18-10-6 60 pts.) 2:1 San Jose Earthquakes (13-13-8 47 pts.)**

October 25, 2015 – Toyota Stadium

TEAMS	1	2	FINAL
Dallas	1	1	2
San Jose	1	0	1

**Scoring Summary:**

SJ – Quincy Amarikwa (Chris Wondolowski, Fatai Alashe) 13  
 DAL – Mauro Diaz (unassisted) 38  
 DAL – Victor Ulloa (Fabian Castillo) 79

**Misconduct Summary:**

SJ – Victor Bernardez (caution) 27  
 SJ – Matias Perez Garcia (ejection) 67  
 DAL – Mauro Diaz (caution) 67  
 SJ – Marc Pelosi (caution) 71  
 SJ – Clarence Goodson (caution) 74

**SAN JOSE EARTHQUAKES** – David Bingham, Marvell Wynne, Victor Bernardez (Adam Jahn 88), Clarence Goodson, Shaun Francis, Matias Perez Garcia, Fatai Alashe, Marc Pelosi (Cordell Cato 72), Shea Salinas (Sanna Nyassi 63), Chris Wondolowski, Quincy Amarikwa.

SHOTS: 13; SHOTS ON GOAL: 5; SAVES: 1; FOULS: 15; CORNER KICKS: 6; OFFSIDES: 3.

**FC DALLAS** – Jesse Gonzalez, Ryan Hollingshead, Matt Hedges, Zach Lloyd, Je-Vaughn Watson, Michael Barrios (Walker Zimmerman 89), Victor Ulloa, Ezequiel Cirigliano, Fabian Castillo, Mauro Diaz (Blas Perez 85), David Texeira (Tesho Akindele 64).

SHOTS: 9; SHOTS ON GOAL: 3; SAVES: 4; FOULS: 11; CORNER KICKS: 3; OFFSIDES: 3.

Referee: Armando Villareal  
 Referee's Assistants: Peter Manikowski; Corey Parker  
 4th Official: Juan Guzman  
 Attendance: 16,937  
 Weather: Clear



TM

**UNITY**  
**DEVOTION**  
**HERITAGE**

---

**#QUAKES74** | **SJEARTHQUAKES.COM**



## The Beginning (1994-1996)

The club was established on June 15, 1994 when San Jose became a charter member of Major League Soccer. San Jose joined Boston, Columbus, Los Angeles, New York/New Jersey and Washington, D.C. as the first teams in MLS. Between November 1994 and June 1995, Tampa Bay, Denver, Kansas City and Dallas were added and the San Jose team was assigned to the Western Conference.

The club began to take shape on August 1, 1995 when a Bay Area soccer icon, Peter Bridgwater, was named the president and general manager of the team. Bridgwater previously served as the owner and general manager of the North American Soccer League version of the San Jose Earthquakes, and was one of the founders of the Western Soccer Alliance in the mid-1980s. Bridgwater was also the executive director for the San Francisco venue of the 1994 World Cup.

San Jose began its history nicknamed the "Clash," a moniker it kept for four seasons before switching to "Earthquakes" prior to the 2000 season, embracing the name of the former NASL franchise that had been successful in the area throughout the 1970's and 1980's.

Laurie Calloway was named the first head coach in San Jose history on December 7, 1995. Soon after, Calloway announced the first two members of the San Jose club: Bay Area native and U.S. National Team veteran John Doyle and Nigerian World Cup veteran Michael Emenalo.

## 1996: Excitement In San Jose

Throughout the early stages of 1996, San Jose remained busy attempting to field their first squad in the organization's history. The club received a huge boost when it was allocated U.S. National Team leading scorer Eric Wynalda on January 23, just one day after he became the all-time leading goal scorer in U.S. National Team history.

The team continued to take shape, as Paul Bravo was the club's first ever draft pick on February 6 in the inaugural MLS Draft. Eleven days later, San Jose was involved in the first trade in league history, sending Rhett Harty and a first-round draft choice to the MetroStars for defender Troy Dayak.

Soon after the first draft, Calloway convened the team on the south campus of San Jose State University on March 1 for the club's first-ever training camp. San Jose was once again an integral part of the launching of MLS, hosting the MLS' Inaugural Game at Spartan Stadium before a crowd of 31,683 on April 6. The then-record crowd did not go away disappointed as San Jose won its first game on the first goal in MLS history courtesy of Wynalda, defeating D.C. United 1-0. One month later, the club made history again, as they hosted the Los Angeles Galaxy in a match that drew 31,728 fans to Spartan Stadium, setting the record for attendance at a sporting event in the city of San Jose.

San Jose went on to finish their first season with a 15-17 record and a tough three-game exit from the playoffs by the eventual MLS runners-up Los Angeles Galaxy. It was a season that saw the club host the one millionth fan to attend an MLS game and record the first victory for an MLS team against an international opponent. The Clash defeated UNAM Pumas of the Mexican



First Division 2-1 at Spartan Stadium on June 12 to earn that distinction. Doyle went on to be recognized as the first MLS Defender of the Year after a stellar season, while also earning a spot on the MLS Best XI team. Missael Espinoza, a Mexican National Team standout, earned the Clash Budweiser MVP Award in that first season.

San Jose would continue with its international success, becoming the first MLS team to make a post-season international tour. The club split two games during a 13-day trip through China in late October and early November.

## 1997: A Star Emerges

San Jose finished the 1997 season with a 12-20 record and failed to make the playoffs. The Clash played through a mid-season coaching change that occurred when Brian Quinn replaced Calloway on June 25, 1997. At the time, the 37-year old Quinn became the youngest coach in MLS history and he finished the '97 campaign with a 7-10 record.

The 1997 team was led by first-year MLS player Ronald Cerritos. Cerritos would go on to become a fan favorite in San Jose, playing with the team for six seasons and becoming the club's all-time leading goal scorer. The Salvadoran set both an MLS and San Jose record with his 11-game point streak during the season, which helped him to be named to the MLS Best XI. Notable members of the '97 club were head coach Dominic Kinnear and U.S. National Team star Eddie Lewis, then a second-year MLS midfielder. San Jose also made its first appearance in the Lamar Hunt U.S. Open Cup in 1997, defeating the Central Coast Roadrunners in their first match, before bowing out in the next round of the historic competition.

# EARTHQUAKES HISTORY

THE CLUB

2015 REVIEW

CLUB HISTORY

OPPONENTS

MEDIA INFO

## 1998: Another Lean Season

The 1998 season was one of excitement tempered by frustration. Quinn led the team to a 13-19 record, good for 33 points in MLS. San Jose was forced to play the first three home games of the season at Stanford University after winter rains delayed the renovation on Spartan Stadium. When the club returned to Spartan Stadium, they faced the New England Revolution May 3, 1998 on a newly widened field that was 70 yards wide and 110 yards long.

Ronald Cerritos again led the team, putting in 13 goals to finish the season as the eighth leading goal-scorer in the league. During the 1998 season, the pieces of the eventual 2001 MLS Cup Champions began to form at Spartan Stadium. Eventual 2002 MLS all-star Wade Barrett was drafted in the first round of the 1998 College Draft, and eventual 2002 MLS Goalkeeper of the Year Joe Cannon gained his first MLS experience. Cannon was called to the club from the A-League to serve as a back up for ten days before returning to soccer's minor leagues. Defender Richard Gough enjoyed an all-star season in 1998, as he was the only member of the team selected to play in the mid-season classic. The club was forced to play through May and June without forward Eric Wynalda, who was with the United States National Team at the World Cup in France. Wynalda appeared in two matches for the U.S. during the World Cup.

## 1999: The Kraft Era Begins

For the first three seasons of the League's history, the San Jose club had operated as a league-owned team. That arrangement changed on November 18, 1998 when the Kraft Group Sports, the investor-operator of the New England Revolution and owner of the NFL's New England Patriots, took over operations of the team. The change in ownership brought immediate change throughout the organization.

Kraft Group Sports assumed operation of the team on January 4 and named Lynne Meterparel the general manager and Renato Capobianco as director of soc-

cer. The 1999 season also marked the final year that the club would be known as the Clash, and the team retired the nickname by setting a club record for wins in a season with 19. Unfortunately, the team's 37 points saw them come up just short of a playoff spot for the third straight season.

However, the team did place three players in the All-Star Game, as Cerritos, Lewis and defender Mauricio Wright were selected. Wright knocked in the game-winning goal in the mid-season classic off a Cerritos assist in the 84th minute. The 1999 season also saw Cerritos break his own goal-scoring record with 15, and Lewis establish a new high mark for assists, registering 14.

Lothar Osiander became the third head coach of the team when he took over for Quinn on September 16 with five games remaining in the season. Assistant coach Jorge Espinoza guided the team to two wins before Osiander, the former U.S. National Team coach, was able to join the team from coaching the MLS Project-40 team for the final three matches of the year.

Despite missing the post-season, San Jose continued building for the future. The 1999 season was the first season for four key members of the 2001 MLS Cup Championship squad. Midfielder Richard Mulrooney, defender Jimmy Conrad, goalkeeper Joe Cannon and midfielder Scott Bower all debuted over the course of the year, establishing the solid foundation of the club. Mulrooney was a finalist for the MLS Rookie of the Year award.

With precocious rookies arriving, San Jose parted ways with a piece of its past, loaning striker Eric Wynalda to Leon of the Mexican First Division for the early stages of the season and then sending him to the Miami Fusion via the MetroStars on June 1 as part of the "future considerations" from an early season deal.

Ronald Cerritos again led the team in scoring and finished as the third-leading scorer in MLS with 15 goals and 39 points. His bicycle kick assist to Alejandro Sequeira Sept. 4 also earned him the Nickelodeon Play of the Year. He was also named the MLS Player of the Month for September when he scored four goals and notched four assists as the team battled for a playoff spot. Solid midfielder Eddie Lewis was named to the MLS Best XI, becoming the third San Jose player ever to be honored.

## 2000: Earthquakes Shake San Jose Again

The 2000 season marked the return of a soccer club with the Earthquakes nickname to the Bay Area. San Jose played its first season under the Earthquakes moniker, revamping the organization under the name of the NASL soccer team that had been so popular in the area in the 1970's and early 1980's.

The 2000 edition of the Quakes was not immediately able to rekindle the glory days of the club, missing out on the playoffs for a fourth straight year and finishing the season with a 7-17-8 record in the first season that MLS games finished as ties. The season began with much promise after the allocation of Khodadad Azizi, a forward who played in the German Bundesliga and was the 1996 Asian Player of the Year. Azizi was selected to the All-Star team along with midfielder Dario Brose, but he managed to score just three goals in 20



games.

While Azizi and several new Quakes, including 2001 MLS Cup Champions Ian Russell and Jon Conway, were getting adjusted to the style of play under Osiander, San Jose was forced to part ways with one of its past stars. Eddie Lewis, the team's midfield star, was transferred to Fulham of the English First Division for a then MLS-record \$1.5 million transfer fee.

While the team struggled at times, the Earthquakes did manage to set an MLS record with 15 straight unbeaten matches at Spartan Stadium. The streak stretched from Aug. 21, 1999 – July 15, 2000. It was a mark that the club would equal just two seasons later.

With a defense led by the emerging force of goalkeeper Joe Cannon, the Quakes recorded a club record nine shutouts in 2000. Long-time Bay Area soccer legend John Doyle played his last game as a member of the club in 2000, finishing a highly-decorated career that included eight years as a member of the U.S. National Team and a spot in the 1988 Olympics and 1990 World Cup. Doyle is still amongst the Earthquakes club leaders in numerous statistical categories, including appearances, games started, minutes played and cautions.

Forward Abdul Thompson Conteh was recognized as the MLS Humanitarian of the Year for his efforts to raise awareness and funds for the victims of war in his native Sierra Leone.

In a move that would foreshadow the dramatic upheaval the club would soon undergo, Lynne Meterparel stepped down as the Earthquakes General Manager on October 4 after 21 months.

## 2001: That Championship Season

After several years of frustration, the San Jose club was able to deliver a true season to remember for its fans in 2001, a season that ended with the club capturing its first MLS Cup Championship. It was a roller coaster ride right from the start when a new operating group was introduced in January and it accelerated with the addition of a savvy coach and the signing of the brightest American star the sport has ever seen.

The San Jose Earthquakes experienced a re-birth in 2001 when it was announced that Silicon Valley Sports & Entertainment, the business and marketing arm of the NHL's San Jose Sharks, would become the operator of the club on January 10. In addition, Spartan Stadium was named the site of the 2001 MLS All-Star game the same day, and the stage was set for the Earthquakes historic season.

Just two days later, head coach Lothar Osiander was relieved of his duties. With the days leading to the draft and pre-season training rapidly approaching, Tom Neale was hired as the Earthquakes general manager on Feb. 1. Frank Yallop became the fifth head coach in Earthquakes history when he was hired on Feb. 2, giving him just two days in command prior to the MLS Superdraft.

Yallop wasted little time turning the Quakes into a contender, acquiring one of the league's best defenders, Jeff Agoos, from D.C. United in exchange for two draft picks and Abdul Thompson Conteh. Yallop then received defender Zak Ibsen in a trade from Los Angeles for a draft pick and acquired high-scoring A-League



forward Dwayne De Rosario as an allocated player.

Yallop's busy week was not over, however, as he drafted six players in the Feb. 5 SuperDraft, including Chris Carrieri with the number one pick and defender Eddie Robinson with the 20th selection. Yallop was able to solidify the Quakes midfield when he acquired Manny Lagos from Tampa Bay in exchange for two draft picks.

With a revamped Earthquakes team coming into focus, former Earthquakes player Dominic Kinnear was hired as an assistant coach Feb. 15. The coaching staff was also bolstered by the return of goalkeeper coach Tim Hanley, who had served in the same capacity from 1997-1999. Seven days after Kinnear's hiring, another important piece of the 2001 Earthquakes came together when Ramiro Corrales rejoined his original club, coming over in a trade with the MetroStars.

Perhaps the biggest announcement in Earthquakes history took place on March 29, when it was announced that then 19-year-old superstar Landon Donovan would join the club as an allocated player. Donovan, from Redlands, Calif., was well known in the soccer world, joining the Quakes from German Bundesliga club Bayer Leverkusen, with whom he signed a contract in 1999.

As the season was set to start with a sense of optimism never before experienced at Spartan Stadium, Yallop and the Quakes made two more major moves, signing Danish star Ronnie Ekelund and bringing defender Troy Dayak back to the team.

Dayak was an original member of the club in 1996 and appeared in matches in 1997-1998 before succumbing to serious surgery on a bulging disk in his neck that took over two years to fully recover.

The Quakes got off to a slow start in April before tearing through an undefeated stretch from late April to early July (7-0-5) to establish themselves as one of the best teams in the league.

MLS recognized the Quakes firepower, as a team record six players were named to the MLS West All-Star team in July. A large crowd at Spartan Stadium watched the Quakes put on a mid-season show in the

# EARTHQUAKES HISTORY

THE CLUB

2015 REVIEW

CLUB HISTORY

OPPONENTS

MEDIA INFO

6-6 game July 28. Ronald Cerritos, Joe Cannon, Troy Dayak, Manny Lagos, Jeff Agoos and Landon Donovan all represented the team, with Donovan taking home the MVP honors after thrilling the crowd with four goals.

Quakes general manager Tom Neale resigned a day before the All-Star game, but the team continued to roll along, finishing with a 13-7-6 record for the best winning percentage (.615) in club history. The team entered the final two games (both against the Los Angeles Galaxy) of the season trailing the Galaxy by two points in the Western Division standings. Tragedy struck the day the team was set to travel to Los Angeles for the first of their final two matches, as the terrorist attacks on New York City and Washington, D.C. put the country on hold. MLS canceled the remaining regular season games and the Quakes finished second in the Western Division and fifth overall in MLS, their best finish in club history. Overall, the Quakes winning percentage improved by .271 from 2000 to 2001, the third highest increase from one season to the next in league history.

The Earthquakes made this playoff appearance count, rolling over the Crew in the MLS Cup Playoff quarterfinals in two games, 3-1 and 3-0. The Quakes then faced the owners of MLS' best regular-season record, the Miami Fusion, in the semifinals.

It was a hard-fought series, with Miami striking first with a 1-0 win in the first game off a goal in the 53rd minute from Preki. San Jose responded in the second game with a resounding 4-0 win at Spartan Stadium, setting the stage for one of the biggest games in Quakes history at Lockhart Stadium in Fort Lauderdale, Fla. on October 17.

The game was a tight, pressure-packed affair that headed into overtime deadlocked at zero. It remained that way until four minutes into the extra session when Richard Mulrooney curled in a corner kick from the right side. Standing on the back post in heavy traffic, Jimmy Conrad knocked the ball in the air toward the goalmouth, where a leaping Dayak powered the ball past Miami goalkeeper Nick Rimando for a 1-0 win and the Earthquakes first-ever trip to the MLS Cup Final.

It was an incredible week to be a member of the Earthquakes as the club prepared for MLS Cup 2001 in Columbus, Ohio against their in-state rival Los Angeles Galaxy. In his first season as head coach, Frank Yallop was recognized for turning the club around from its

last-place finish in 2000 to the MLS title game with the Coach of The Year Award. First year Quake Jeff Agoos was named MLS Defender of The Year and a member of the MLS Best XI while Troy Dayak won the Ace Comeback Player of the Year Award for his dramatic recovery from neck surgery. As a team, the Earthquakes were recognized with the Fair Play Award.

MLS Cup 2001 would feature a similar Earthquakes sweep. Despite falling behind 1-0 on a Luis Hernandez goal in the 21st minute, San Jose responded with a world-class strike by Donovan in the 43rd minute. The team then won the first championship in club history on a golden goal by Dwayne De Rosario six minutes into overtime. De Rosario was rewarded with the MLS Cup MVP trophy, and the Earthquakes were finally able to call themselves MLS Cup Champions.

## 2002: Defending the Cup

The Quakes began the 2002 campaign in an unusual position. For the first time they were among the league favorites to win the championship. The team was well positioned for another run at the title, as MLS Defender of the Year Jeff Agoos and star forward Landon Donovan were returning. The team also made a major off-season move as it sent all-time leading scorer Ronald Cerritos to the Dallas Burn for the Burn's top goal scorer Ariel Graziani on Feb. 8. On the same day, the Quakes announced that Johnny Moore would serve as the new general manager. Moore had strong roots in the history of San Jose soccer, having played for the NASL Earthquakes from 1974-1977, while also serving as assistant general manager from 1974-1976. In 1977, Moore became the first person to serve as a player and general manager at the same time, helping the Quakes rank among the leaders in NASL in attendance.

With Frank Yallop and Dominic Kinnear in charge, 2002 turned out to be another fantastic season for San Jose. The team held first place overall in MLS from April 20-Sept. 13 and posted an MLS all-time best home record of 12-1-1 at Spartan Stadium. The Quakes posted a then-MLS record 12-game winning streak at Spartan Stadium and a 15-game unbeaten streak at home that tied their own home unbeaten streak. At the end of the year, the Quakes finished with the second-best record in MLS and equaled the club record for points in a season with 45.

The Quakes also participated for the first time in the CONCACAF Champions Cup, where they advanced to the quarterfinals. The team swept CD Olimpia of Honduras in the Round of 16 1-0 and 3-1, but could not get by Mexican champion Pachuca CF, who won the two-game series 3-1 on aggregate.

Individually, a number of Quakes shined both internationally and in the league. Jeff Agoos and Landon Donovan represented the United States at the 2002 World Cup with Donovan starting every game and scoring two goals. The U.S. shocked the world by advancing to the quarterfinals.

At home, Wade Barrett and Ronnie Ekelund earned spots on the MLS Best XI team, while Joe Cannon was named MLS Goalkeeper of the Year. For the second straight season, six Quakes players participated in the MLS All-Star game (Jeff Agoos, Wade Barrett, Joe Cannon, Landon Donovan, Ariel Graziani and Richard



# EARTHQUAKES HISTORY

Mulrooney). Frank Yallop earned the honor of coaching the MLS All-Stars in the game and his squad defeated the U.S. National Team 3-2. In 2002, Cannon set a club record with eight shutouts, while Graziani also broke a record by scoring six game-winning goals on his way to leading the team with 14 goals and five assists.

The playoffs were not as fruitful for the Quakes, however, as they were swept by the Columbus Crew, losing two games by 2-1 scores. Landon Donovan led the playoff charge with a goal and an assist, but his efforts were not enough as the Quakes were unable to defend their title.

## 2003: Return to Glory

After losing in the first round of the 2002 MLS Cup Playoffs, the Earthquakes went through a tumultuous off-season prior to 2003. Eight players left the team through trade or free agency, and the club re-loaded by bringing in nine new faces through the draft and shrewd trades. Starters Joe Cannon, Jimmy Conrad, Wade Barrett and Ariel Graziani would not be back for 2003.

The Quakes acquired Stanford All-American Todd Dunivant, 17-year-old Arturo Alvarez, Pac-10 Player of the Year Roger Levesque, forward Jamil Walker and goalkeeper Josh Saunders in the MLS SuperDraft. The team picked up Los Angeles Galaxy midfielder Brian Mullan in a trade, while also acquiring Craig Waibel (Waiver Draft) and Brian Ching (Supplemental Draft). After an injury to goalkeeper Jon Conway in preseason, Yallop and Kinnear signed Canadian National Team veteran Pat Onstad to man the net.

Yallop's squad had two setbacks prior to kicking off the regular season. First, CSD Municipal of Guatemala eliminated the Quakes from the CONCACAF Champions Cup in the round of 16 5-4 on aggregate. Second, projected starting forward Dwayne De Rosario, who had missed the preseason with a broken foot, suffered a torn lateral collateral ligament in his right knee and was expected to be out for the year.

Despite the difficulties suffered in preseason, the Quakes surprised the League by bursting out of the gate with a 4-0-2 record in their first six games to claim the top spot in the Western Conference. The team, however, continued to deal with adversity as a number of players went down with injuries while Landon Donovan, Richard Mulrooney, Pat Onstad and Arturo Alvarez all missed time due to national team commitments.

Overall in 2003, the Quakes lost over 100 man games to injuries and national team call-ups, but they battled through and held the top spot in the Western Conference for every week but one. Contributions came from every player on the roster. Rookies Todd Dunivant and Jamil Walker each notched eight points, setting the single-season rookie scoring record, while Arturo Alvarez scored a goal in his first career start. Brian Mullan and Brian Ching put together career years with each netting six goals, while Craig Waibel, another former Galaxy player, put up career highs in games played and minutes played.

With strong efforts from everyone, San Jose captured its first-ever regular season Western Conference Championship with 51 points, a new club record. Pat Onstad and Landon Donovan were named to the Best XI team and Onstad was also recognized as the MLS

Goalkeeper of the Year. The Canadian international re-wrote the San Jose record book for goalkeepers, setting the club record for shutouts (9), wins (14), catch/punches (117), games played in goal (27) and goals against average (1.04). He also found himself among the league leaders in most goalkeeping categories, placing first in catch/punches (117), first in shutouts (9), second in goals against (1.04) and second in wins (14).

Donovan and Dwayne De Rosario also had two defining moments in 2003 as they notched the first two hat tricks in club history. Donovan got things started by netting the first Quakes hat trick on Sept. 20 against Kansas City and then De Rosario followed the next week with a hat trick of his own against the Dallas Burn. De Rosario scored his first goal of that game 11 seconds in, setting the record for the fastest goal in MLS history.

In the MLS Cup Playoffs, the Quakes started slowly with a 2-0 loss to the Los Angeles Galaxy in the first game of a two-game aggregate goal series and then they fell behind 2-0 just 13 minutes into game two. Facing a 4-0 aggregate goals deficit, Yallop's squad responded with the tenacity and desire shown all season, as they netted four unanswered goals in regulation, capped by Chris Ronér's 90th minute header. Rodrigo Faria, who arrived in a late season trade, scored the overtime winner setting off a celebration at Spartan Stadium. The 5-2 comeback win has since been called the "greatest game in MLS history."

The Quakes continued their run to the championship, coming back just six days after the miracle against the Galaxy to record another memorable victory in the Western Conference Championship. Against the Kansas City Wizards, the Quakes twice recovered from one-goal deficits in the second half to tie the game and send it to overtime to the delight of 16,108 fans at Spartan Stadium. With only three minutes remaining in the overtime period, Landon Donovan sent the crowd into delirium with the game-winning goal off a pass from Ronnie Ekelund, giving San Jose its first-ever Western



# EARTHQUAKES HISTORY

THE CLUB

2015 REVIEW

CLUB HISTORY

OPPONENTS

MEDIA INFO

Conference Championship.

After coming from behind in their previous two playoff matches, the Quakes struck first in the MLS Cup against the Chicago Fire at The Home Depot Center. Ronnie Ekelund blasted a free kick past Fire goalkeeper Zach Thornton in the fifth minute, tying the MLS Cup record for the fastest goal in Cup history. Donovan stretched the lead to two goals by finishing off a Jamil Walker through ball in the 38th minute and the Quakes headed into halftime with a two-goal cushion. Onstad was outstanding in the first half with seven saves to hold Chicago scoreless.

The first 15 minutes following intermission saw back-and-forth action as three goals were scored during that interval and a penalty kick was called. DaMarcus Beasley scored for Chicago in the 49th minute, but Richard Mulrooney responded a minute later with a goal to stretch the lead back to two goals at 3-1. An own goal by Chris Ronér made it a 3-2 game and three minutes later Fire forward Damani Ralph was fouled in the penalty box to earn a penalty kick. Ante Razov stepped up to take the penalty and drove it towards the lower left corner, but Onstad was there to make a momentum-changing save. Donovan put the finishing touches on the Quakes' second championship win in three seasons with a goal in the 71st minute from a Dwayne De Rosario cross. The Quakes four goals set an MLS Cup record, while the six combined goals were also a record.

The Earthquakes proved once again that they were the top team in MLS. From 2001-2003, San Jose was the top team in MLS with two MLS Cup Championships and the best regular season record at 41-25-18.

## 2004: Kinnear Takes Charge

Despite coming off their second championship in three seasons, changes at the top were the big story heading into the 2004 season. In December 2003, head coach Frank Yallop stepped down from the Quakes to take over the Canadian National Team. In his place, the Quakes elevated assistant coach Dominic Kinnear to the top job and he brought in long-time San Jose player John Doyle to serve as his assistant coach. In late January 2004, changes continued as general manager Johnny Moore stepped down and was replaced by former U.S. World Cup star Alexi Lalas, who was named President and General Manager on January 27, 2004.

A successful draft by Kinnear and Doyle saw the team acquire local Santa Clara products defender Ryan Cochrane and goalkeeper Steve Cronin in the first round. The team also picked up midfielder Tighe Dombrowski from the University of Wisconsin-Milwaukee in the fifth round. Those draft picks served to bolster a team that brought back over 90 percent of the 2003 team. Manny Lagos, who was traded to Columbus for a third round pick, was the only starter not retained.

The 2004 season again saw the Quakes lose over 100 man games to injury and national team call-ups, and coupled with nine one-goal losses, San Jose finished 9-10-11 and fourth in the Western Conference. San Jose then faced Kansas City in the Western Conference Semifinals in a two-game series. After winning the first game 2-0 at home on goals by Dwayne De Rosario and Craig Waibel, Kansas City turned the tables in game two to beat the Quakes 3-0 and end their season.

While San Jose did not make it back to MLS Cup, the team accomplished a number of notable feats. It set club records by recording four straight shutouts from Aug. 14–Sept. 4, while also recording a club record 459-minute shutout streak. Kinnear's squad also broke the MLS record by extending their unbeaten streak when scoring first at home to 46 games.

Individually, the Quakes had a number of outstanding performances and milestones. For the first time in club history, the Earthquakes had five players voted in as starters for the Sierra Mist MLS All-Star Game as Jeff Agoos, Brian Ching, Landon Donovan, Richard Mulrooney and Pat Onstad all earned spots on the West squad. Ching scored in the game on assists from Mulrooney and Donovan, but the West fell 3-2.

Ching had a breakout year after recovering from a torn Achilles tendon in 2003, as he scored a league-leading 12 goals and notched four assists to earn MLS Comeback Player of the Year honors and a spot on the RadioShack Best XI team. In another historic moment, Mulrooney set the club record for assists against the Los Angeles Galaxy on May 22 and finished the year with 44 career assists. Mulrooney finished 2004 as the all-time leader in six categories, including games played (163), minutes played (14,204) and fouls suffered (354), among others.

The off-season saw more change as the Quakes lost star forward Landon Donovan, who decided to return to Germany to play for Bayer Leverkusen, which had exercised the option to retain Donovan after his four years in MLS.

## 2005: The Supporters' Shield

Coming off a disappointing 2004 season, head coach Dominic Kinnear helped return long-time stand-out members of the club before the start of the season. Bringing in 18 new players, including returnees to the



# EARTHQUAKES HISTORY

team Ronald Cerritos and Wade Barrett, Kinnear led the Quakes to the greatest regular season in team history with an 18-4-10 record and 64 points, clinching the club's first Supporters' Shield, despite losing over 100 man games to injury. Newcomers Ricardo Clark, Kelly Gray, Danny Califf, Mark Chung, Brad Davis and Alejandro Moreno all played big parts in the Quakes' 2005 success.

The team set the MLS record for the fewest losses in league history with four and became the second team in MLS history to surpass 60 points in a season. San Jose also set club records in the following categories: winning streak (6 games), road winning streak (6 games), shutouts (12), most road shutouts (4), most road wins (9), unbeaten streak (14 games) and most consecutive shutouts at home (5). Kinnear's squad became the first team in MLS history to finish the regular season unbeaten at home (9-0-7), while stretching their all-time unbeaten streak at home to 18 games, another MLS record. San Jose posted a +22 goal difference, the best in team history with 53 goals scored and 31 allowed.

Despite the great regular season success, the Quakes were eliminated for the second straight season in the Western Conference Semifinals. After losing 3-1 on the road to the Los Angeles Galaxy in the first leg of the series, the Quakes could not comeback and fell 4-2 overall on aggregate.

Dwayne De Rosario had the best season of his five-year MLS career in 2005 to lead the Quakes. Moving from forward to attacking midfielder, the Canadian international recorded career-highs in goals (9) and assists (9) and finished runner-up in the Honda MLS MVP race. He also earned his second straight Sierra Mist MLS Goal of the Year award for his spectacular free kick on Oct. 15 against the Los Angeles Galaxy.

Also having standout seasons for the Quakes were goalkeeper Pat Onstad and defender Danny Califf, who were both named to the RadioShack MLS Best XI team. Onstad was also named the MLS Goalkeeper of the Year for a season in which he led the league in wins (18), shutouts (12), goals against average (0.97) and save percentage (77.2). It was the second Goalkeeper of the Year award for the 37-year-old Canadian, who also moved into first place in team history with his 27th career shutout on Oct. 1 against New England. Califf helped stabilize the defense after coming over in a trade with the Galaxy, appearing in 20 games and scoring two goals. Along with Eddie Robinson, Califf helped form the most formidable central defense tandem in MLS.

Cerritos, the all-time leading goal scorer in team history, made a strong return to San Jose in 2005, after spending three seasons away from the team. Cerritos finished the year with six goals and eight assists to push his all-time totals to 61 goals and 47 assists, both team records. Cerritos notched his record-breaking 46th assist on August 6 against the Columbus Crew.

2005 also saw two original members of the team honored on the field at Spartan Stadium. The team inducted John Doyle as the inaugural member of the San Jose Earthquakes Hall of Fame, while Troy Dayak was honored in a post-game ceremony after announcing his retirement. Doyle's number was unveiled in Spartan



Stadium along with a Hall of Fame banner at halftime of the team's Aug. 27 game against the Los Angeles Galaxy. Doyle was the first signing in the team's history on Dec. 7, 1995 and had a standout career with San Jose. The team captain during every year of his tenure, Doyle appeared in 132 games during his five seasons in San Jose and scored 11 goals and notched 15 assists. He was named the 1996 MLS Defender of the Year and made the MLS Best XI that year as well. The Fremont, Calif. native also earned a spot in the MLS All-Star Game in 1996 and 1997. Since his retirement following the 2000 season, Doyle spent three years as the color commentator on Quakes broadcasts before serving as the assistant coach in 2004 and 2005.

Dayak announced his retirement from the Earthquakes after spending eight seasons with the team and overcoming two potential career-ending injuries. Dayak played for San Jose from 1996-1998 and then returned to the team in 2001 after overcoming a severe neck injury that required surgery and torn knee ligaments. The former Livermore High School standout was a major factor in the Quakes' 2001 MLS Cup Championship victory as he missed only one game in 2001 and was named the MLS Comeback Player of the Year, while also earning a spot on the MLS All-Star team. His overtime header against the Miami Fusion in the MLS Cup Playoff Semifinals sent San Jose to their first MLS Cup. Despite being hampered by injuries following that season, "The Beast" still helped San Jose win their second MLS Cup in 2003, while being one of MLS' elite teams in 2002, 2004 and 2005. He was honored on the Spartan Stadium field in a post-game ceremony on October 8, where he was presented a commemorative Earthquakes belt buckle.

On December 15, 2005, after the greatest regular season in team history with an 18-4-10 record and 64 points clinching the club's first Supporters' Shield, the Earthquakes were placed on hiatus by the League, with their players and coaching staff moving to Houston where they now play as the Houston Dynamo.

## 2006: The Rebirth Begins

On May 24, Lew Wolff, principal owner of the Oakland Athletics, purchased an exclusive option to acquire an MLS team and bring professional soccer back to the Bay Area. David Alioto was named the Executive Vice President of the San Jose Earthquakes.

# EARTHQUAKES HISTORY

THE CLUB

2015 REVIEW

CLUB HISTORY

OPPONENTS

MEDIA INFO

## 2007: The Earthquakes Return

On July 18, Lew Wolff activated an option for the rights to the San Jose Earthquakes and Major League Soccer granted them a new expansion team. The club started to take shape on Oct. 3, when John Doyle was named General Manager of Soccer Operations. On the same day, the Earthquakes unveiled their new uniforms and team logo. On Oct. 26, the Earthquakes announced Buck Shaw Stadium in Santa Clara as their temporary venue for the 2008, 2009 and 2010 seasons with some games being played at McAfee Coliseum in Oakland.

One of the biggest announcements for the new expansion team came on Nov. 5 when the Earthquakes named Frank Yallop their head coach. With Yallop aboard, the Earthquakes selected 10 players in the MLS Expansion Draft, including former Earthquakes defender Ryan Cochrane of the Houston Dynamo. Also selected were Clarence Goodson (FC Dallas), Ned Grabavoy (Columbus Crew), James Riley (New England Revolution), Joseph Vide (New York Red Bulls), Ivan Guerrero (Chicago Fire), Brian Carroll (D.C. United), Jason Hernandez (Chivas USA), Gavin Ginton (LA Galaxy) and Chris Pozniak (Toronto FC). A few days later, the Earthquakes acquired forward Kei Kamara from the Columbus Crew and goalkeeper Preston Burpo from Chivas USA. The Earthquakes traded defender Brian Carroll to the Crew for Kamara and traded the club's fourth-round pick in the 2008 MLS Super Draft to Chivas USA in exchange for Burpo.

On Nov. 29, the Earthquakes brought another familiar face to the club by naming Ian Russell the assistant coach.

Toward the end of the year, the Earthquakes had open tryouts in seven cities across Northern California looking for local talent. The tryout tour began on Nov. 3 and finished on Sunday, Dec. 2 with over 600 players trying out. The tour visited Sacramento, Santa Rosa, San Francisco, Salinas, Oakland, Walnut Creek and Hayward. There were 33 players selected from the tryout tour that participated in the Earthquakes invitation-only combine. These players competed with other players from United Soccer League and from other top colleges in the country for a spot on the Quakes reserve division team.

## 2008: Expansion Year

The San Jose Earthquakes started 2008 with a flurry of activity. On Jan. 10, they acquired goalkeeper Joe Cannon from the Los Angeles Galaxy. Soon after, the team acquired defender Nick Garcia from the Kansas City Wizards in exchange for the No. 1 overall pick in the 2008 MLS SuperDraft and then selected Shea Salinas with the 15th overall pick in the MLS SuperDraft.

The Quakes reported for preseason at the beginning of February and officially made their on-field return to the Bay Area on February 13, in a 1-0 preseason loss to the old version of themselves, the Houston Dynamo, at PAL Stadium in San Jose. Another familiar face returned to San Jose soon after, as the Earthquakes acquired midfielder Ramiro Corrales from the Houston Dynamo in exchange for allocation money.

On Feb. 26, the Earthquakes named former Quakes midfielder Ronnie Ekelund the technical advi-

sor. A day later, the team acquired midfielder Ronnie O'Brien from Toronto FC in exchange for a first-round draft pick in the 2009 MLS SuperDraft and allocation money.

The Quakes kept on building the team and on March 13, Jason Batty was named the goalkeeper coach. At the end of the month, the team signed Shea Salinas and acquired forward John Cunliffe. Prior to the opener against the Los Angeles Galaxy on April 3, the Earthquakes signed Eric Denton, Jay Ayres, Matt Hatzke, Adam Smarte, Jamil Roberts and Ryan Johnson.

The team opened its home schedule in front of over 20,000 fans at the Oakland-Alameda County Coliseum against the Chicago Fire on April 12. The Quakes won their first match on April 19 with a 2-0 road victory over the Colorado Rapids. Another milestone came on May 3, when the team opened its new home, Buck Shaw Stadium, on the campus of Santa Clara University. The Quakes played to a 0-0 draw in front of a sold-out crowd of 10,515.

While the Quakes were back on the field, the team was not able to find its rhythm until midseason. To help bolster the attack, John Doyle and Frank Yallop signed English forward Darren Huckerby, MLS veteran forward Scott Sealy, former AS Roma midfielder Francisco Lima and acquired former Earthquakes midfielder/forward Arturo Alvarez. The new signings paid off and the team posted a nine-game unbeaten streak from July 12-Sept. 27, the longest unbeaten streak in the league in 2008 and the second longest ever by an expansion team. That run got the Quakes back into the thick of the playoff race, but they were not able to climb all the way back up the standings and were eliminated from the playoff chase on the penultimate weekend of the season.

During the 2008 season, the team earned a number of memorable victories, including a 2-1 victory over the Houston Dynamo on May 22 at Buck Shaw Stadium, a last-minute 3-2 win over the Los Angeles Galaxy





# EARTHQUAKES HISTORY

THE CLUB

2015 REVIEW

CLUB HISTORY

OPPONENTS

MEDIA INFO

at Oakland Alameda County Coliseum, a 4-0 win over the New England Revolution and a 2-0 road win over the eventual MLS Cup Champion Columbus Crew. The Quakes capped the season with a 2-0 win over Toronto FC on Oct. 25. The team also set a single-game attendance record on June 14 against the Los Angeles Galaxy, as 39,728 fans packed into Oakland-Alameda County Coliseum.

The Quakes saw standout performances from a number of players, including goalkeeper Joe Cannon and midfielder Darren Huckerby. Cannon led the league in saves and posted nine shutouts on the year and was also named the team's U.S. Soccer Foundation Humanitarian of the Year. Huckerby scored six goals and notched four assists in just 14 games to be named the MLS player of the month for September, MLS Newcomer of the Year and the Earthquakes Most Valuable Player. Jason Hernandez earned the team's Defensive Player of the Year award and a call-up into US national team camp the following January for his excellent play on the backline.

The Earthquakes made a very successful return to MLS as the top expansion team of the last decade. Under the guidance of head coach Frank Yallop, the Quakes had more wins (8), points (33) and goals (32) and allowed fewer goals (38) than any expansion team since 1998.

## 2009: Quakes Shake Things Up

The 2009 campaign was one filled with injury and frustration for the Earthquakes. They finished 7-14-9 with 30 points under head coach Frank Yallop. The season began with new hope, coming off of a strong finish to the 2008 season that included a nine-game unbeaten streak. Unfortunately, Yallop and the team had to deal with key injuries to Jason Hernandez and Darren Huckerby. This, along with other injuries spread throughout the starting eleven and led to a lot of shuffling and player movement. All in all, eight players from the roster on opening day were gone by the middle of the season. Players like Andre Luiz, Ramon Sanchez, Cornell Glen, Chris Wondolowski, Bobby Burling, Aaron Pitchkolan and Antonio Ribeiro were brought in mid-season to help bolster the team and set them up for a good run in the future. Once all of these components were together, along with mainstays like Ryan Johnson, Arturo Alvarez and Joe Cannon, the team began to play better and finished the year on a nice run.

Ryan Johnson led the team with a breakout season in 2009, scoring a career-high 11 goals. Defender Chris Leitch, who was acquired early in the year from New York Red Bulls, led the team in assists with a career-high seven. Brandon McDonald broke through into a starting central back role during the middle of the season and solidified himself as a key part of the Quakes defense. He scored his first goal for San Jose, and just the second of his career, in a thrilling 2-2 draw in Los Angeles against Chivas USA late in the year. McDonald was rewarded with a call-up into US national team camp in January.

Another mid-season addition, forward Chris Wondolowski, provided some highlights in the Quakes good form at the conclusion of the season. He scored a stoppage-time winner at home against Kansas City

on Aug. 22 and added the final goal in a 4-0 thrashing of Seattle Sounders FC on Aug. 8. Arturo Alvarez added flair to the Quakes attack, scoring five goals in the 2009 season. His goal against Real Salt Lake on May 30 was nominated and finished in the top 10 for MLS Goal of the Year. 2009 also marked a significant point in Alvarez's career, as he was selected for the El Salvador national team for the first time. He appeared in five World Cup Qualifiers for his country, along with teammate and Salvadoran captain Ramon Sanchez, who appeared in all of the qualifiers.

Two Earthquakes hit big milestones during the season, as goalkeeper Joe Cannon became the franchise leader in starts (159) and minutes played (14,481) and captain Ramiro Corrales became the franchise leader in appearances with 167, while also appearing in his 200th MLS game. Midfielder Darren Huckerby, who provided such a lift to the Earthquakes after his arrival in 2008, called an end to his career towards the end of the season after undergoing season-ending surgery. Huckerby was honored before the game on Oct. 3 in a 1-0 win over New York Red Bulls.

San Jose had quite a few memorable wins in 2009: knocking off Houston 3-2 at home for their first win of the year on March 28, a big 2-1 win over eventual MLS Cup Champion Real Salt Lake on May 30, a 2-1 win over eventual Western Conference Champion Los Angeles Galaxy in which Ryan Johnson scored the game-winner, a 4-0 domination of Seattle Sounders FC on Aug. 2, the 1-0 stoppage-time win over Kansas City on Aug. 22 and a 2-1 come-from-behind victory over D.C. United on the road on Sept. 27, which marked the first road win of the year and the first come-from-behind win since the team came back in 2008.

## 2010: Quakes Return to Postseason

The 2010 season will be remembered for two things: San Jose's return to the MLS Cup Playoffs and the emergence of Chris Wondolowski.

The year began with a preseason camp that included a 10-day trip to train at the grounds of club partner Tottenham Hotspur. The Earthquakes played three friendlies during the time abroad, winning games against the Tottenham Hotspur (1-0) and West Ham United (2-0) reserves as well as the Colorado Rapids (1-0).

Building on a strong preseason, the Earthquakes jumped out to a 5-2-1 start over its first eight games. During that stretch, Wondolowski scored four goals in four games, a precursor to what would become an historic body of work.

In July, Tottenham Hotspur traveled to San Jose to train and play an exhibition against the Earthquakes. Two days before the match, over 1,200 fans attended a Spurs open practice session with players like Gareth Bale, Luka Modric and Robbie Keane on the pitch. On Saturday, July 17, a record crowd of 10,712 packed into Buck Shaw Stadium with more tuned in on ESPN2 to watch a spirited 0-0 draw.

One month later, the Earthquakes eclipsed the attendance record set against Tottenham Hotspur with 10,799 on hand for a thrilling 1-0 win against the Southern California rival Los Angeles Galaxy. As was the case in nine of San Jose's 13 wins during the 2010 campaign, it was Wondolowski tallying the decisive

# EARTHQUAKES HISTORY

THE CLUB

2015 REVIEW

CLUB HISTORY

OPPONENTS

MEDIA INFO

blow.

San Jose's win against the Galaxy was part of a 5-1-1 stretch that put the squad on the brink of clinching its first MLS Cup Playoff berth since returning to the league in 2008. On October 9, after two goals from Wondolowski gave the Earthquakes a 2-0 road win against DC United, the club officially sealed its spot in the postseason.

With a playoff spot secured, a different race heated up: Wondolowski's chase for the Golden Boot. With Edson Buddle in command heading into the final week of the season, San Jose's local product needed a small miracle to overtake the lead. That miraculous moment came on October 20 with Wondolowski coming off the bench to record a hat trick, leveling the race at 17 goals apiece. The drama continued as Wondolowski scored in San Jose's 4-1 loss to Kansas City on Saturday, October 23 and Buddle yet to play. The next day, Buddle failed to find the net, sewing up Wondolowski's comeback to win the 2010 MLS Budweiser Golden Boot.

From Sept. 15 to Oct. 23, Wondolowski scored all 10 of the Earthquakes goals, setting the all-time MLS record for the most consecutive goals scored by one player. Also, the Danville, Calif. native accounted for 52.9 percent (18 of 34) of the Earthquakes' goals in the 2010 season, the second highest such percentage all-time in MLS history. Also of note, Wondolowski posted the third-highest scoring percentage in MLS history, scoring 25 goals on 111 shots (22.5%).

For his efforts, Wondolowski was named a finalist for the Volkswagen MVP along with Buddle and eventual winner David Ferreira of FC Dallas.

Regular-season accolades aside, the Earthquakes sought to make an impact in the MLS Cup Playoffs after drawing the star-laden New York Red Bulls in the Eastern Conference Semifinal. A Red Bulls squad bolstered by Thierry Henry, Rafael Márquez and Juan Pablo Ángel took a 1-0 lead in the aggregate at Buck Shaw Stadium. However, on the strength of a brace by 2010 MLS Comeback Player of the Year Bobby Convey and a series-clinching goal by Wondolowski, the Earthquakes advanced to the Eastern Conference Championship.

One week later, the Earthquakes bowed out of the MLS Cup Playoffs in frigid conditions against the Colorado Rapids at Dick's Sporting Goods Park. Kosuke Kimura scored the lone goal for a squad that would go on to defeat FC Dallas, 2-1, to win the MLS Cup Championship.

## 2011: Wondo Solidifies Spot Among MLS Elite

The 2011 season started on a positive note with reigning Golden Boot winner Chris Wondolowski earning his first call-up to the U.S. National Team. He played his first match for the Red, White and Blue in January before returning to training camp. The rest of the season did not play out in storybook fashion as the Quakes were shut out of the playoffs, but not before providing a number of great thrills throughout the year.

The majority of the 2010 team that reached the Eastern Conference Semifinals returned for 2011 season with a few new additions that would make a big impact on the squad. Forward Steven Lenhart arrived in a draft day trade from the Columbus Crew and Si-

mon Dawkins was signed on loan from partner club Tottenham Hotspur. Lenhart and Dawkins went on to combine for 11 goals and five assists for San Jose during the year.

Opening Day against Real Salt Lake will not likely be a game that is forgotten soon. RSL won the match 1-0, but the game on the field was not what will stick in the minds of the people in attendance. A heavy rain started falling an hour before kickoff and did not let up until after the falling whistle had blown. Combined with gusts of wind and low temperatures, the game will forever be known as the "Great Deluge of 2011".

After a slow start to the season, the Quakes righted the ship and had a 5-4-4 record after 13 games and were one of the highest scoring teams in the league. That start was capped off by Lenhart becoming just the fourth player in team history to record a hat trick with three goals against D.C. United on June 11. However, injuries, national team call-ups and scoring struggles conspired to lead to a 13-game winless stretch that knocked the team out of playoff contention.

Despite the winless streak, the team did have a number of highlights in 2011. On July 2, the Quakes hosted the New York Red Bulls at Stanford Stadium in front of a crowd of 41,028, the largest single-game crowd in team history. Just 10 days later, backup goalkeeper David Bingham earned world-wide notoriety when his 90-yard kick ended up in the back of West Bromwich Albion's net in an international exhibition. The goal generated nearly four million views on YouTube.

San Jose's No. 1 goalkeeper, Jon Busch, put together a great season of his own, starting 33 of 34 matches and leading MLS in saves with 113.

The run-in to the end of the season also saw the race for the Golden Boot heat up again. After capturing the Golden Boot in 2010 with a strong finish, Wondolowski scored in the Quakes' final five matches to finish the year with 16 goals, tying him for tops in the league. Despite losing the title to Dwayne De Rosario by virtue of a tiebreaker, the Danville native became just the third player in league history to lead the league in goals one year and tie for the league lead the following year. He also passed former Quake Landon Donovan for second all-time in goals in club history with 37. Ronald Cerritos leads the club with 61 career goals.

Despite missing the MLS Cup Playoffs, the Earthquakes set a new club record by closing the season with six consecutive sellouts.

## 2012: Year of the Goonies

Heading into the 2012 season, there were not high expectations for the Earthquakes from MLS pundits around the country, as most picked San Jose to miss the playoffs. Despite the lack of preseason respect, Frank Yallop's squad would prove everyone wrong and post one of the best seasons in league history.

The Quakes shot out of the gate with their best start ever at 7-1-1 and went on to shatter numerous club and league records with a 19-6-9 record for 66 points, while capturing their second Supporters' Shield. The team broke the club record for points in a season (66), goals scored in a season (72, third highest total in league history), goals scored in second half stoppage

# EARTHQUAKES HISTORY

time (nine, also broke MLS record) and goals scored after 75th minute (22, second highest total in league history). Their 11-win improvement from 2011 to 2012 marked the highest increase in MLS history.

While the numbers were impressive, what really made 2012 special was the blue-collar work ethic and never-say-die attitude of the team. With numerous comeback wins and last-second goals, the Quakes proved that they could never be counted out of any match. Ten times in 2012, San Jose allowed the first goal, but recovered to either win or tie. Their ability to comeback combined with a happy-go-lucky attitude earned the team a special moniker, "The Goonies".

The group was led by a trio of high-flying forwards, Chris Wondolowski, Alan Gordon and Steven Lenhart. Wondolowski had a season for the ages, equaling the league record with 27 goals to become the first San Jose player to earn the MLS Most Valuable Player award. He also set a league record by leading the league in goals for three straight seasons to capture his second Golden Boot trophy. He also was named to the MLS Best XI for the third time in three years.

Complementing the deadly scoring ability of Wondo were the Bash Brothers, Alan Gordon and Steven Lenhart. Gordon had a career year with 13 goals and seven assists, while Lenhart also notched a career high with 10 goals. The Quakes also got a big lift from English midfielder Simon Dawkins, who scored eight goals, while dictating the tempo for the Quakes.

After their 7-1-1 start to the season, San Jose held off all challengers throughout the regular season and they were at their best against the best. They posted a combined mark of 8-0-1 against Real Salt Lake, Seattle Sounders FC and the LA Galaxy, their three closest pursuers in the Western Conference standings. The team clinched the Supporters' Shield on the penultimate weekend of the season, following a Sporting Kansas City loss and a tie against their biggest rivals, the LA Galaxy.

Head coach Frank Yallop would earn MLS Coach of the Year accolades after guiding his team to its second playoff berth in three seasons. Additionally, defender Victor Bernardez became the second Quakes player named to the Best XI team.

Following a thrilling regular season, the Quakes would square off against the Galaxy in the Western Conference semifinals. In the first leg of the series, the script would remain the same, as the two rivals were locked in a 0-0 tie late in the match. Bernardez then took matters into his own hands, blasting a long free kick through the Galaxy wall and just past LA goalkeeper Josh Saunders in the 94th minute. With a 1-0 lead heading into the second leg, it appeared San Jose was on the verge of a spot in the conference final. However, the Galaxy turned the tables on the Quakes in game two with three first-half goals on the way to a 3-1 win in the game and 3-2 aggregate goals win in the series.

Despite the heartbreaking defeat, the Quakes had re-established themselves as one of the league's elite teams and they had captured the imagination of the Bay Area. 2012 truly was a year for the ages in the history of Quakes soccer.



## 2013: Watson Era Begins

The Earthquakes closed their 2013 campaign in prolific form, but narrowly missed the MLS Cup Playoffs due to the league's second tiebreaker. They finished 14-11-9 with 51 points, tied for third-most in club history. The results were more impressive considering a midseason change at head coach following the departure of Frank Yallop on June 7, 2013. Taking over at the helm was Yallop's assistant, Mark Watson, under the interim title.

Under Watson, the Earthquakes rattled off an 11-5-3 record, tied for the best point-per-game average in the league during that stretch. They also advanced in CONCACAF Champions League, winning a group that also featured the Montreal Impact and Montreal's CD Heredia. Over the last two months of the season, San Jose allowed just two goals in all competitions while rolling to a nine-game unbeaten streak. They went 430 minutes without yielding a goal before FC Dallas found the net in the final minute of the last game of the year, the second-longest streak in Earthquakes history.

San Jose's last match of 2013 was also the sunset for MLS original Ramiro Corrales' career. Corrales ended his career atop the club's all-time lists for appearances (250), games started (228) and minutes played (20,188). Earthquakes teammates wore jerseys from Corrales' 18 seasons as a player to commemorate him during a special ceremony before the final match of the season against FC Dallas on Oct. 26. He was also carried off the field by teammates after being substituted in the 71st minute.

Among the other memorable moments in 2013 was the club's match against the LA Galaxy at Stanford Stadium on June 29. In true never-say-die fashion, the Earthquakes rallied from a 2-0 deficit to knock off the Galaxy 3-2, the last two goals coming in the 92nd and 93rd minutes with San Jose playing a man down. The Earthquakes became the first team in MLS history to win a game that they trailed entering second-half stoppage time while playing a man down.

The match at Stanford Stadium sold out for a second-consecutive season with 50,028 in attendance. Sellouts were the norm as the Quakes set a new club mark by reaching capacity in 15 of 17 regular season contests.

# EARTHQUAKES HISTORY

THE CLUB

2015 REVIEW

CLUB HISTORY

OPPONENTS

MEDIA INFO

## 2014: Earthquakes on a National Stage

The 2014 calendar year kicked off in spectacular fashion as the Earthquakes hosted an event with over 5,000 people to launch the reunification of the club's brand. The Quakes unveiled a new logo and two new uniforms to celebrate the club's 40th anniversary at San Pedro Square in downtown San Jose.

With Mark Watson entering his first full season in charge, the Quakes entered the year with high expectations. However, a slow start and a rash of injuries made 2014 an uneven year for the club on the field with the Quakes missing the playoffs for the second straight season.

Despite the team struggles, the year had a number of individual highlights. Both Chris Wondolowski (United States) and Victor Bernardez (Honduras) represented their countries at the 2014 FIFA World Cup in Brazil. They are the first Quakes to play in the World Cup since 2002 when Landon Donovan and Jeff Agoos represented the U.S. Wondolowski helped the U.S. advance to the Round of 16, while Bernardez played in all three matches for Honduras.

Additionally, goalkeeper Jon Busch tied the single season San Jose record for saves in a season with 137, while tying the team record with 34 games played and 3,060 minutes played. Rookie homegrown midfielder, Tommy Thompson, made his first start for San Jose on Aug. 20, 2014 against Seattle Sounders FC to become the second youngest player to ever start for San Jose.

The year also saw the end of the Quakes tenure at Buck Shaw Stadium on the campus of Santa Clara University. San Jose saw numerous memorable moments at the stadium, including opening day on May 3, 2008 and clinching the Supporters' Shield on Oct. 21, 2012. The Quakes had unbeaten streaks of 18 and 15 games during their time at Buck Shaw Stadium, losing just one out of 34 regular season games from the Sept. 10, 2011-March 15, 2014. Overall, the Quakes finished their Buck Shaw Stadium tenure with a 52-24-38 record in all competitions and a 45-22-35 record in the regular season.

Near the end of the 2014 season, the Quakes let go of head coach Mark Watson and named Dominic Kinnear head coach for the second time in club history. Kinnear previously served as head coach from 2004-05.

## 2015: Avaya Stadium's Inaugural Season

The headline heading into the season was the opening of the Earthquakes brand new, state-of-the-art venue, Avaya Stadium.



The 18,000-seat stadium provided Quakes fans with a sense of permanence and a proper home to call their own. The stadium opened to great fanfare and Krazy's George's drum on March 22 as San Jose defeated the Chicago Fire 2-1. Rookie Fatai Alashe scored the first goal ever at the stadium. The Quakes sold out all 15 MLS matches at Avaya Stadium, as well as three other soccer contests, during the inaugural season. The Earthquakes finished the year with a 7-3-5 record during league play at their new home. Overall, San Jose broke their club record for attendance with an average of 20,979, which includes matches at Levi's Stadium and Stanford Stadium.

On the field, San Jose was coming off a six-win season, fewest in club history, but had made a wide array of moves in the offseason to strengthen the team. Among the more notable moves was bringing back head coach Dominic Kinnear, who led the Quakes to a Supporters' Shield in 2005. He recorded his 150th win as an MLS head coach during the season. The club also signed Innocent, a Swiss striker, giving the roster three Designated Players for the first time in club history.

San Jose had a season defined by streaks. In July, the Quakes went 0-4-0 in MLS play and 0-7-0 in all competitions while forward Chris Wondolowski was away at the 2015 CONCACAF Gold Cup, but rebounded in August with a sparkling 4-1-1 record, which included a shutout streak of 448 minutes. Ultimately, the Quakes fell just shy of reaching the playoffs, although they more than doubled their win total with 13 wins and their 47 points were a 17-point improvement over 2014.

Wondolowski tallied a team-high 16 goals, becoming the first player in MLS history to reach a double-digit scoring total in six consecutive years. He also tallied his 100th career goal and 100th goal for San Jose during the season. He finished 2015 in fifth place all-time in MLS in goals scored with 109.

Stanford Stadium was home to another California Clasico with the Quakes setting a new attendance record (50,422) in a 3-1 victory over the LA Galaxy.

Fresh faces largely impacted the Quakes season as a whole. The No. 4 pick in the 2015 MLS SuperDraft, Fatai Alashe, was a staple in the Quakes starting XI, as were defender Marvell Wynne and midseason signing Anibal Godoy. Forward Quincy Amarikwa was acquired via trade in late June, and finished with six goals, second most on the team. San Jose also handed the reins in goal to young keeper David Bingham, who responded by tying the 10-year-old club record with 12 shutouts.

While Wondolowski continued to suit up for the U.S. national team, the Quakes entire roster was full of internationals. Cordell Cato (Trinidad and Tobago), Sanna Nyassi (The Gambia), Anibal Godoy (Panama), Tommy Thompson (U.S. U-20 national team), Fatai Alashe (U.S. U-23 national team) and Marc Pelosi (U.S. U-23 national team) all represented their country during the year.

# EARTHQUAKES HISTORY

The Quakes also had the opportunity as one of three MLS clubs to compete in the International Champions Cup North America.

The tournament pitted them as the home side against the likes of Club America and Manchester United. In fact, San Jose hosted United for a week-long stay, the Premier League side's first visit to the Bay Area since 1970.



THE CLUB

2015 REVIEW

CLUB HISTORY

OPPONENTS

MEDIA INFO

## HISTORY OF THE EARTHQUAKES NAME

When the San Jose Major League Soccer club decided to change its name and look in 1999, it went into the past to do so. Reaching back to a previously successful soccer team in the area, the Clash became the Earthquakes. The previous incarnation of the Earthquakes played in the North American Soccer League from 1974-1984, and then in the Western Soccer Alliance from 1985-88. Those Earthquakes teams called Spartan Stadium home. The name Earthquakes was chosen by the team's management. Following are the results of those teams:



## WESTERN SOCCER ALLIANCE

Year	Record	Finish
1985	4-1-2	1st
1986	3-4-7	6th
1987	5-5-1	3rd
1988	7-5	3rd

## NORTH AMERICAN SOCCER LEAGUE

Year	Record	Finish
1974	12-8	2nd Western Division
1975	8-14	4th Western Division
1976	14-10	1st Western Division
1977	14-12	3rd Western Division
1978	8-22	4th Western Division
1979	8-22	4th Western Division
1980	9-23	4th Western Division
1981	11-21	4th Western Division
1982	13-19	5th Western Division
1983	20-10	2nd Western Division
1984	8-16	5th Western Division

*Note: Team was known as Golden Bay Earthquakes in 1983 and 1984.*



# EARTHQUAKES HALL OF FAME

THE CLUB

2015 REVIEW

CLUB HISTORY

OPPONENTS

MEDIA INFO



## JOHN DOYLE - PLAYER

INDUCTED ON AUG. 27, 2005

The San Jose Earthquakes inducted their first member into the Earthquakes Hall of Fame, former captain and current General Manager John Doyle, on Aug. 27, 2005, in front of his home fans at Spartan Stadium.

In 1995, Doyle was the first player selected by the San Jose Clash of Major League Soccer. He was chosen team captain for each of the five seasons he played for the organization. Doyle was honored as the MLS Defender of the Year in 1996, and was a member of the MLS West All-Star Team in 1996. At the time of his retirement, he was the Earthquakes' all-time leading defensive goal-scorer and held the team record for games played.

A native of Fremont, Calif., Doyle graduated from Washington High School and was an All-American at the University of San Francisco.

## RONALD CERRITOS - PLAYER

INDUCTED ON SEPT. 29, 2010

Former Earthquakes forward Ronald Cerritos became the second player in the Earthquakes Hall of Fame, when he was inducted on Sept. 29, 2010, at Buck Shaw Stadium.

Cerritos played in San Jose from 1997-2001 and returned to the club in 2005. He is the franchise's second all-time leading scorer with 61 goals and 47 assists. Additionally, the Salvadoran international ranks among the top-10 all-time in appearances (148), minutes played (12,382) and games started (142). Cerritos helped lead San Jose to its first-ever MLS Cup championship in 2001.



Cerritos earned 66 caps for the El Salvador National Team from 1995-2008, scoring eight goals.



## TROY DAYAK - PLAYER

INDUCTED ON OCT. 22, 2011

Troy Dayak played in San Jose as an original member of the Clash from 1996-98, and with the Earthquakes from 2001-05. During his tenure with the club, he scored nine goals and notched seven assists. Dayak ranks in the top-10 all-time in minutes played (10,830), games started (122) and appearances (129).

The defender, better known to Earthquakes fans by his nickname, "The Beast," scored one of the most important goals in club history, sending the Quakes to their first MLS Cup in 2001 with a golden goal in Game 3 of the MLS Cup Playoff Semifinals against the Miami Fusion. He earned MLS Comeback Player of the Year honors that year after playing in 25 games and scoring two goals, while helping the team allow just 29 goals, the fewest in club history.

Dayak continued to battle injuries throughout the rest of his career, but still helped San Jose win a second MLS Cup championship in 2003.

# EARTHQUAKES HALL OF FAME

THE CLUB

2015 REVIEW

CLUB HISTORY

OPPONENTS

MEDIA INFO




## PAUL CHILD - PLAYER INDUCTED ON SEPT. 29, 2012

Child was the first star for the NASL Quakes, leading the league in scoring in 1974 with 15 goals and six assists to help San Jose to the playoffs, earning First-Team All-Star honors in the process. A native of Birmingham, England, Child came to the United States from Aston Villa's youth system in 1972 to play for the Atlanta franchise in the NASL. After two seasons there, he found his niche in San Jose, playing for the Quakes from 1974-79 and becoming the franchise's all-time leader in goals with 61.

Overall, he appeared in 149 outdoor games for San Jose, but he also had a strong indoor career as well. In 1975, he was named Most Valuable Player of the NASL Indoor Tournament, leading the Quakes to the title at the Cow Palace in San Francisco. Despite being from England, he was called up to the U.S. National Team and earned two caps in 1973. Overall, Child played 239 games for four different NASL teams and scored 102 goals, fifth all-time in NASL history. He was inducted into the U.S. Soccer Hall of Fame in 2003.

## MILAN MANDARIC - BUILDER INDUCTED ON SEPT. 29, 2012

Mandaric was the first person inducted into the Earthquakes Hall of Fame as a "Builder." He was the first owner of the Earthquakes in 1974 and helped make the team one of the most successful in the NASL. The Quakes were San Jose's first professional sports franchise and they received overwhelming support from the local fans. Under his guidance, the team rewarded that support by making the playoffs in their first year of existence.



The native of Serbia went on to own a number of professional soccer teams around the world, including the Oakland Stompers (NASL), St. Louis Storm (MISL), R. Charleroi SC (Belgium), OGC Nice (France), Portsmouth (England) and Leicester City (England). He recently sold Sheffield Wednesday (England), which he helped earn promotion the Championship League in 2014.



# EARTHQUAKES HALL OF FAME

THE CLUB

2015 REVIEW

CLUB HISTORY

OPPONENTS

MEDIA INFO



## PETER BRIDGWATER - BUILDER

INDUCTED ON JULY 27, 2013

Bridgwater was one of the most influential leaders in the growth of the soccer in the United States, especially in the Bay Area. He started his Bay Area soccer career as the general manager of the Earthquakes in the NASL in 1984. After the league folded one year later, he kept the Quakes name alive and founded the Western Soccer Alliance to keep pro soccer alive in the Bay Area.

When MLS arrived, Bridgwater helped San Jose secure one of the league's original teams. He served as club president from 1996-98 before moving onto his next soccer venture, serving as the venue director for the New York site of the 1999 FIFA Women's World Cup to the Bay Area.

Bridgwater was also an instrumental figure in promoting soccer in the Bay Area through international matches. He played a key role in bringing the 1994 FIFA World Cup to the Bay Area and helped organize matches with Real Madrid, Napoli and Bayern Munich, among others.

---

## GABBO GAVRIC - PLAYER

INDUCTED ON JULY 27, 2013

Gavric was born in Yugoslavia and moved to the Bay Area in 1967 to join the Oakland Clippers of the NPSL, helping them capture the league championship that season. He remained with the Clippers during their transition to the NASL in 1968, but the league folded after that season.

He went on to spend a season as a kicker with the San Francisco 49ers in 1969. He joined the inaugural Earthquakes NASL squad in 1974 as a player, but moved into a player-coach role when head coach Ivan Toplak had to return to Yugoslavia for a brief period of time. Toplak returned part way through the season and Gavric became a star defender for a Quakes team that would qualify for the playoffs in their first season in the NASL.

Gavric made 46 appearances during his San Jose career and spent time as the club's head coach. He was also co-MVP for an Earthquakes squad that won the NASL indoor tournament in 1975.





# EARTHQUAKES HALL OF FAME

## JOHNNY MOORE - PLAYER

INDUCTED ON APRIL 2, 2014

Moore's career in professional soccer in the Bay Area stretches back to 1969 when he made two appearances for the Oakland Clippers. Five years later, he became the first player signed by the expansion San Jose Earthquakes in the North American Soccer League (NASL). He was also appointed assistant general manager in that first season. From 1974-76, he served as a player/assistant general manager, scoring eight goals and notching 14 assists in those three seasons. After three years as the assistant general manager, he became the vice president and general manager in 1977. As general manager, he helped the team set a league record for the most sellouts in a season, while still contributing on the field. He became the only person in professional sports to serve as general manager and play for the team at the same time.



At the conclusion of the 1977 season, Moore followed owner Milan Mandaric to the Oakland Stompers, for whom he played his final season in the NASL in 1978. He then went on to play three seasons in the Major Indoor Soccer League (MISL) for the Detroit Lightning, San Francisco Fog, Kansas City Comets and Phoenix Inferno, while twice being named an MISL all-star.

In the MLS era of the Earthquakes, Moore spent two successful seasons as the general manager. Under Moore, the Quakes earned playoff berths in two consecutive seasons, capped off by the 2003 MLS Cup Championship.

Moore also enjoyed a successful international career, as he was a member of the United States Men's National Team from 1971-1976. He earned 12 caps and made 18 total appearances for the U.S., including four appearances in World Cup Qualifying for the 1974 World Cup.



## RAMIRO CORRALES - PLAYER

INDUCTED ON SEPTEMBER 5, 2015

Corrales wrote and then continued to rewrite the Earthquakes' record books during his career. He is the club's all-time leader in games played (250), starts (228) and minutes played (20,188). The Salinas, Calif. native is also No. 4 in Earthquakes history with 32 assists and No. 11 with 16 goals. Corrales' 306 career MLS appearances are tied for the 22nd most in league history. He was the last player to retire that played during MLS' inaugural season in 1996 when he stepped away at the conclusion of the 2013 season.

Corrales became a key member of the squad during its most successful stint in the league, helping San Jose to MLS Cup titles in 2001 and 2003. He recorded career highs in goals and assists in 2002 with three and nine, respectively, and was a mainstay in the starting lineup from 2002-04.

After four successful seasons in San Jose, Corrales decided to make a move to Europe. He signed with Norwegian side Hamarkameratene (Ham-Kam) following the 2004 MLS season and remained there until being transferred to SK Brann in 2007.

Corrales returned to San Jose for good in 2008. The Earthquakes traded for Corrales' right of first refusal from the Houston Dynamo in exchange for allocation money, paving the way for his homecoming. After returning, Corrales notched seven goals and 18 assists in 129 games from 2008 to 2013. He had one of the best seasons of his career at 35 years old in 2012, tallying two goals and seven assists while helping the club to its second Supporters' Shield.

Internationally, Corrales earned six caps for the United States National Team and represented his home country at the 2000 Summer Olympics in Australia.

# KEY DATES

THE CLUB

2015 REVIEW

CLUB HISTORY

OPPONENTS

MEDIA INFO

**June 15, 1994:** San Jose becomes a charter member of Major League Soccer, along with Boston, Columbus (Ohio), Los Angeles, New Jersey, New York and Washington D.C. The New Jersey and New York entries later were merged. In November 1994, Chicago and Tampa were added to the league.

**June 6, 1995:** The 10-team alignment for MLS' first season is completed, as Denver and Kansas City are added to the league and Dallas replaces Chicago. San Jose is assigned to the Western Conference, along with Dallas, Denver, Kansas City and Los Angeles.

**August 25, 1995:** Veteran Bay Area soccer promoter Peter Bridgwater, former owner and general manager of the NASL San Jose Earthquakes and Executive Director for the San Francisco venue of World Cup 1994, is named President and General Manager of the San Jose club.

**October 17, 1995:** The San Jose team is nicknamed the "Clash," and the team's logos and uniforms are unveiled.

**December 7, 1995:** Laurie Calloway is named head coach of the Clash. Francisco Maturano Ruiz is named assistant coach. U.S. World Cup veteran John Doyle and Nigerian World Cup veteran Michael Emenalo are introduced as the Clash's first players.

---

## 1996

**January 23, 1996:** U.S. National Team star Eric Wynalda, the United States' all-time leading scorer in international play, is allocated to the Clash by MLS.

**February 2, 1996:** Named Dave Gold goalkeeper coach; Named Bruce Morgan trainer.

**February 5, 1996:** Acquired D Ben Iroha as MLS allocated player.

**February 6, 1996:** Paul Bravo is the Clash's first selection in the inaugural Major League Soccer Draft. The Clash select a total of 16 players in the two-day draft.

**February 24, 1996:** The Clash completes the first trade in MLS history, getting Troy Dayak from the MetroStars in exchange for Rhett Harty and the Clash's first-round selection in the MLS College Draft.

**March 1, 1996:** The Clash opens its first training camp on the South Campus at San Jose State University.

**March 4, 1996:** Acquired D Ramiro Corrales from Columbus Crew in exchange for second-round selection in MLS Supplemental Draft. Selected M Roberto Gonzales and D James Woolridge in supplemental draft. Selected F Derick Brownell and M Eddie Lewis in MLS College Draft.

**March 25, 1996:** Placed F Carlos Farias, M Roberto Gonzales, and D James Woolridge on waivers.

**April 2, 1996:** Acquired M Jorge Rodas as discovery player.

**April 6, 1996:** The Clash defeats D.C. United, 1-0, in the MLS Inaugural Game at Spartan Stadium before a crowd of 31,683, the largest ever to attend a sporting event in San Jose.

**April 16, 1996:** Placed F Jeff Betts, F Gabe Garcia, M Kevin Grimes and F Derick Brownell on waivers.

**May 4, 1996:** Acquired F Missael Espinoza as MLS allocated player.

**May 7, 1996:** Placed F Victor Mella on waivers.

**May 12, 1996:** The Clash breaks its San Jose attendance record, with crowd of 31,728 for a game against Los Angeles.

**June 12, 1996:** The Clash becomes the first MLS team to defeat an international opponent, downing UNAM Pumas of the Mexican First Division, 2-1, at Spartan Stadium.

**June 28, 1996:** Placed M Henry Gutierrez on waivers.

**July 2, 1996:** Acquired D Tayt Ianni off waivers.

**October 2, 1996:** Placed D Rick Iversen on waivers.

**October 20, 1996:** Placed F Ryshiem Henderson on waivers.

**October 26, 1996:** The Clash becomes the first MLS team to take an international tour, leaving for a 13-day trip through the People's Republic of China during which the club splits a pair of games.

**November 6, 1996:** Acquired F Mac Crozier from Columbus in exchange for M Altimont Butler.

---

## 1997

**January 7, 1997:** Acquired M Dominic Kinnear and second round pick from Colorado in exchange for F Paul Bravo and D Rafael Amaya.

**January 20, 1997:** Acquired M Shawn Medved and second round pick from D.C. United in exchange for second round pick.

**February 1, 1997:** Selected Alberto Montoya in MLS College Draft.

**February 2, 1997:** Acquired D Lawrence Lozzano and second round pick from Dallas in exchange for first and second round picks. Selected D Curt Onalfo and F Esmundo Rodriguez in MLS Supplemental Draft. Selected D Jason Annicchero and F Chris McDonald in MLS College Draft.

**February 6, 1997:** Acquired F Christopher Sullivan as MLS allocated player.

**March 21, 1997:** Acquired Ronald Cerritos as MLS allocated player.

**March 26, 1997:** Placed F Mac Crozier on waivers.

**March 28, 1997:** Placed F Esmundo Rodriguez on waivers.

**April 5, 1997:** Acquired Daniel Guzman as MLS allocated player. Acquired M Istvan Urbanyi as discovery player.

**April 10, 1997:** Placed M Paul Holoher on waivers.

**May 15, 1997:** Acquired D Arnold Cruz and first round pick from DC United in exchange for D Ben Iroha.

**May 18, 1997:** Placed D Tayt Ianni on waivers.

**June 25, 1997:** Brian Quinn is named head coach of the Clash, replacing Laurie Calloway.

**July 7, 1997:** Placed GK Tom Liner on waivers.

**July 8, 1997:** Signed GK David Kramer.

**July 17, 1997:** Acquired Zico as MLS allocated player.

**August 7, 1997:** Acquired Esmundo Rodriguez as MLS Project-40 player.

**November 6, 1997:** Lost M/D Ramiro Corrales to Miami Fusion in expansion draft.

**November 13, 1997:** Acquired third-round pick in 1998 MLS College Draft from Miami in exchange for F Christopher Sullivan. Placed M Istvan Urbanyi, D Curt Onalfo, and GK Dave Salzwedel on waivers.

## 1998

**January 15, 1998:** Acquired M Victor Mella as MLS allocated player.

**January 26, 1998:** Acquired GK Andy Kirk as MLS Project-40 player.

**January 29, 1998:** Acquired M Martin Vasquez from Tampa Bay in exchange for M Dominic Kinnear.

**January 31-February 1, 1998:** Selected D Ben Parry, M Wade Barrett and D Caleb Porter in MLS College Draft. Acquired Braeden Cloutier from MetroStars in exchange for second round pick. Acquired D Tim Weaver, GK Kevin Rueda, F Eddie Soto and M Alberto Montoya in MLS Supplemental Draft.

**February 9, 1998:** Acquired D Richard Gough as MLS allocated player.

**February 16, 1998:** Placed F Eddie Soto on waivers.

**March 27, 1998:** Acquired M Vicente Figueroa as MLS discovery player.

**April 8, 1998:** Acquired M Juan Pablo Rodriguez as MLS allocated player.

**April 22, 1998:** Acquired M Brian Sebapole as MLS discovery player. Placed M Alberto Montoya on waivers.

**May 3, 1998:** The Clash plays its first game on a newly widened field at Spartan Stadium. The club had been forced to play its first three home games of the season at Stanford Stadium after winter rains delayed construction at Spartan Stadium.

**May 27, 1998:** Acquired F Francisco Uribe as MLS allocated player.

**June 25, 1998:** Placed Ben Parry on waivers.

**August 7, 1998:** Acquired M Harut Karapetyan from Los Angeles in exchange for F Lawrence Lozzano.

**October 30, 1998:** Placed F Brian Sebapole, M Harut Karapetyan, M Shawn Medved, M Martin Vasquez, D Troy Dayak, F Oscar Draguicevich, D Vicente Figuero and D Tim Martin on waivers. Sold F Francisco Uribe to the Mexican League.

**November 2, 1998:** Selected D Joey Martinez in MLS Waiver Draft.

**November 18, 1998:** MLS, which had operated the Clash as a league-owned team since the league's inception, announces an agreement to sell investor-operator rights to Kraft Group Sports, investor-operator of the New England Revolution and owner of the NFL's New England Patriots.

**December 17, 1998:** Signed Head Coach Brian Quinn to new one-year contract.

## 1999

**January 4, 1999:** Kraft Group Sports assumes operation of the Clash. Lynne Meterparel is named owners' representative and Renato Capobianco is named Director of Soccer.

**January 14, 1999:** Loaned F Eric Wynalda to Leon of the Mexican First Division.

**January 20, 1999:** Acquired F Raul Diaz Arce from New England and M Marcelo Vega from MetroStars in exchange for a future allocation and future considerations.

**January 26, 1999:** Acquired GK Joe Cannon as MLS allocated player.

**January 27, 1999:** Acquired a second-round selection in 2000 MLS College Draft from Tampa Bay in exchange for GK Andy Kirk.

**January 28, 1999:** Acquired a first-round selection in 1999 MLS Supplemental Draft and a second-round selection in 1999 MLS College Draft from D.C. United in exchange for financial considerations and agreement to yield third-round selection in 2000 MLS College Draft to MetroStars, as part of three-way trade in which D.C. acquired D Diego Sonora from MetroStars in exchange for two draft selections.

**February 2, 1999:** Acquired M Scott Bower as MLS Project-40 player.

**February 7, 1999:** Selected M Richard Mulrooney, F Wojtek Krakowiak, D Jamie Clark and D Todd Duncan in MLS College Draft; Selected D Adam Frye, M Maxi Viera, M Carlos Farias, and F Anthony Farace in MLS Supplemental Draft.

# KEY DATES

THE CLUB

2015 REVIEW

CLUB HISTORY

OPPONENTS

MEDIA INFO

**February 12, 1999:** Acquired D Jimmy Conrad as MLS discovery player.

**February 17, 1999:** Lynne Meterparel is named General Manager.

**March 2, 1999:** Released M Marcelo Vega; Announced D Richard Gough would leave club to play in England.

**March 17, 1999:** Acquired M Dario Brose as MLS allocated player.

**March 18, 1999:** Acquired D Mauricio Wright as MLS allocated player.

**April 1, 1999:** Placed F Anthony Farace and M Carlos Farias on waivers.

**April 5, 1999:** Selected M Leighton O'Brien in MLS Waiver Draft.

**June 1, 1999:** Announced F Eric Wynalda had been sent to Miami Fusion, via MetroStars, to complete Jan. 20 trade.

**June 18, 1999:** Acquired M Mauricio Solis as MLS allocated player.

**June 29, 1999:** Acquired M Ryan Tinsley from Chicago Fire, in exchange for conditional pick in 2000 MLS College Draft and possible third-round selection in 2000 MLS Supplemental Draft.

**June 30, 1999:** Placed M Maxi Viera and M Caleb Porter on waivers.

**July 4, 1999:** The largest crowd ever to see a Clash game (73,123) packs Stanford Stadium for a doubleheader.

The U.S. beat Brazil in a Women's World Cup semifinal, then the Clash defeated D.C. United, 2-1, in a shootout.

**July 19, 1999:** Acquired F Alejandro Sequeira and future considerations from Tampa Bay Mutiny, in exchange for F Raul Diaz Arce.

**August 13, 1999:** Acquired M Jair from New England Revolution in exchange for M Jeff Baicher.

**August 19, 1999:** Acquired Tampa Bay Mutiny's first-round selection in 2000 MLS Supplemental Draft to complete July 19 trade.

**August 26, 1999:** Acquired GK David Winner as MLS pool player.

**September 16, 1999:** Announced that Lothar Osiander would replace Brian Quinn as head coach, and that assistant coach Jorge Espinoza would serve as interim head coach until Osiander completes duties with MLS Pro-40 team in A-League playoffs.

**October 27, 1999:** The San Jose club is renamed the Earthquakes, taking on the name of San Jose's North American Soccer League franchise from the 1970s and 1980s. The new logo and colors are also unveiled.

**November 23, 1999:** Re-signed F Ronald Cerritos.

**November 24, 1999:** Selected D Gabe Eastman in MLS Waiver Draft.

**December 6, 1999:** Re-signed D Mauricio Wright.

---

## 2000

**February 2, 2000:** Acquired a second-round draft choice for the 2000 MLS SuperDraft from Colorado in exchange for GK David Kramer.

**February 3, 2000:** Signed M Wojtek Krakowiak.

**February 6, 2000:** Selected GK Jon Conway, M Justin Evans, D Andrew Hemmerich, M Travis Mulraine, F Adrian Narine, D Joseph Rausa and F Ian Russell in MLS SuperDraft; Acquired a second-round pick in the 2000 Draft and a second-round pick in the 2001 Draft from D.C. United in exchange for a second-round pick in the 2000 Draft.

**February 8, 2000:** Acquired F Abdul Thompson Conteh as an MLS discovery player.

**February 22, 2000:** Placed D Andrew Hemmerich, M Leighton O'Brien and D Joseph Ragusa on waivers.

**March 3, 2000:** Placed D Adam Frye on waivers.

**March 8, 2000:** Acquired F Khodadad Azizi as MLS allocated player.

**March 14, 2000:** Placed F Adrian Narine on waivers.

**March 15, 2000:** Announced that M Eddie Lewis had been transferred to Fulham of the English First Division; Acquired a first-round pick in the 2002 MLS SuperDraft, two second-round selections in 2001 and future considerations from Chicago in exchange for an allocation to Chicago.

**May 3, 2000:** Acquired M/F Harut Karapetyan from Kansas City in exchange for a third-round pick in the 2001 MLS Super Draft.

**May 30, 2000:** Acquired D Mike Burns, D Dan Calichman, and a first-round pick in the 2001 MLS SuperDraft from New England in exchange for D Mauricio Wright.

**June 1, 2000:** Placed D Gabe Eastman on waivers.

**June 7, 2000:** Acquired a third-round pick in the 2001 MLS SuperDraft from Dallas in exchange for F Esmundo Rodriguez.

**June 29, 2000:** Placed M Justin Evans on waivers.

**August 7, 2000:** Acquired F Giovanni Savarese for the remainder of the 2000 season.

**October 4, 2000:** General Manager Lynne Meterparel announces her resignation from the club, effective following MLS Cup 2000.

## 2001

**January 10, 2001:** Silicon Valley Sports & Entertainment, the business and marketing arm of the NHL's San Jose Sharks, becomes operator of the Earthquakes, with an option to become investor-operator. MLS announces that San Jose will host the 2001 MLS All-Star Game on July 28, 2001.

**January 12, 2001:** Lothar Osiander is relieved of duties as head coach.

**February 1, 2001:** Tom Neale is named General Manager.

**February 2, 2001:** Frank Yallop is named head coach, replacing Lothar Osiander. D John Doyle announces retirement.

**February 4, 2001:** Acquired D Jeff Agoos from DC United in exchange for two first round draft picks and F Abdul Thompson Conteh. Acquired F Dwayne DeRosario as MLS allocated player. Acquired D Zak Ibsen from Los Angeles Galaxy in exchange for 16th overall pick in 2001 MLS Super Draft.

**February 5, 2001:** Selected F Chris Carrieri (1st), D Eddie Robinson (20th), D Craig Waibel (31st), F Fabio Eidelwein (37th), F Corey Woolfolk (49th), Jorge Martinez (61st) in 2001 MLS Super Draft. M Manny Lagos acquired from Tampa Bay Mutiny in exchange for the 14th and 34th overall picks in 2001 MLS Super Draft.

**February 8, 2001:** Placed D Dan Calichman on waivers.

**February 15, 2001:** Named Dominic Kinnear assistant coach.

**February 16, 2001:** Placed F Fabio Eidelwein on waivers.

**February 22, 2001:** Selected GK Paul Grafer in MLS Special Draft; Acquired D Ramiro Corrales from MetroStars in exchange for GK Paul Grafer.

**March 8, 2001:** Chris Chamides is named Senior Director of Soccer.

**March 13, 2001:** Acquired conditional draft picks from Kansas City in exchange for D Mike Burns. Placed M Travis Mulraine on waivers.

**March 27, 2001:** Placed M Jorge Martinez on waivers.

**March 29, 2001:** Acquired F Landon Donovan as MLS allocated player. Placed F Corey Woolfolk on waivers.

**April 3, 2001:** Signed M/D Ramiro Corrales to multi-year contract.

**April 4, 2001:** Placed D Jamie Clark on waivers.

**April 5, 2001:** Signed D Troy Dayak as discovery player. Placed D Craig Waibel on waivers.

**April 10, 2001:** Signed M Ronnie Ekelund as discovery player.

**April 11, 2001:** Peter Bridgwater named consultant for Earthquakes.

**June 13, 2001:** Acquired F Junior Agogo from Colorado in exchange for F Chris Carrieri. Placed F Wojtek Krakowiak on waivers.

**July 23, 2001:** Tom Neale steps down as General Manager.

**July 24, 2001:** A club-record six players named to West All-Star team.

**July 28, 2001:** Spartan Stadium hosts sixth annual MLS All-Star Game. The West All-Stars tied the East All-Stars, 6-6, with Landon Donovan scoring four goals and earning MVP honors.

**August 19, 2001:** Earthquakes qualify for MLS playoffs for first time since 1996.

**September 26, 2001:** Earthquakes win first-ever playoff series with 3-0 win over Columbus Crew to take series on aggregate, 6-0.

**October 21, 2001:** The San Jose Earthquakes earn their first-ever MLS Cup championship with 2-1 overtime win over the Los Angeles Galaxy.

**November 16, 2001:** Placed M Dario Brose on waivers.

## 2002

**January 11, 2002:** Selected F Devin Barclay in MLS Allocation Draft.

**January 28, 2002:** Placed F Junior Agogo on waivers.

**January 31, 2002:** Re-signed M Manny Lagos.

**February 8, 2002:** Johnny Moore named General Manager. Acquired F Ariel Graziani and salary cap relief from the Dallas Burn in exchange for Ronald Cerritos and a second round draft pick.

**February 10, 2002:** Selected F Luchi Gonzalez (6th), M Chris Ronér (33rd), D Kevin Sakuda (39th), M Erik Ozimek (49th), D Aaron Biddle (60th), and M Lars Lyssand (70th) in 2002 MLS SuperDraft.

**February 21, 2002:** Placed D Kevin Sakuda, M Erik Ozimek, D Aaron Biddle, and M Lars Lyssand on waivers.

**March 19, 2002:** Silicon Valley Sports & Entertainment (SVS&E) and Anschutz Entertainment Group (AEG) acquired the San Jose Earthquakes. SVS&E owns and operates the defending champions in partnership with AEG. SVS&E will serve as the managing partner in the relationship, with SVS&E president Greg Jamison joining the MLS Board of Governors representing the Earthquakes.

**March 22, 2002:** Senior Director of Soccer Chris Chamides leaves the Earthquakes.

**March 27, 2002:** Signed M Chris Ronér as a developmental player.

**July 30, 2002:** Traded undisclosed amount of salary budget "room" to New England Revolution for a 2003 MLS SuperDraft pick.

# KEY DATES

THE CLUB

2015 REVIEW

CLUB HISTORY

OPPONENTS

MEDIA INFO

**November 4, 2002:** Placed M Scott Bower, F Luchi Gonzalez, and D Zak Ibsen on waivers.

**November 6, 2002:** Selected D Craig Waibel in the MLS Waiver Draft.

**December 18, 2002:** Re-signed F Landon Donovan to two-year contract.

**December 20, 2002:** Anschutz Entertainment Group (AEG) becomes sole investor/operator of the San Jose Earthquakes.

---

## 2003

**January 9, 2003:** F Ariel Graziani loaned to Barcelona S.C. of Ecuador for entire 2003 season.

**January 17, 2003:** Selected D Todd Dunivant (6th), F Arturo Alvarez (13th), F Roger Levesque (23rd), GK Josh Saunders (36th), F Jamil Walker (39th), M Johanes Maliza (46th), and M Frank Sanfilippo in the sixth round (56th) of the MLS SuperDraft; Acquired a second round pick (13th) in the 2003 MLS SuperDraft and a conditional pick in the 2004 MLS SuperDraft from Kansas City in exchange for D Jimmy Conrad; Acquired F Brian Mullan from the Los Angeles Galaxy in exchange for a second round pick (16th) in the 2003 MLS SuperDraft.

**January 29, 2003:** Signed M Ronnie Ekelund to a multi-year contract.

**February 11, 2003:** Acquired first overall selection in 2003 Supplemental Draft and conditional draft pick from D.C. United in exchange for F Devin Barclay. Re-signed M Ian Russell and D Eddie Robinson to multi-year contracts.

**February 14, 2003:** Signed M Chris Ronér to senior roster contract.

**February 28, 2003:** Selected F Brian Ching in MLS Supplemental Draft.

**March 13, 2003:** Signed GK Pat Onstad as discovery player.

**March 25, 2003:** Signed GK Josh Saunders to multi-year contract, Signed F Jamil Walker to developmental contract.

**May 30, 2003:** Signed M Johanes Maliza to developmental contract.

**June 24, 2003:** GK Josh Saunders loaned to Portland Timbers of A-League.

**August 7, 2003:** Released F Roger Levesque to the Seattle Sounders of A-League.

**August 19, 2003:** Acquired a first round selection in the 2004 MLS SuperDraft and a third and fourth round pick in the 2005 MLS SuperDraft from Colorado in exchange for GK Joe Cannon.

**August 20, 2003:** Re-signed M Richard Mulrooney to a multi-year contract; Acquired F Rodrigo Faria from Chicago in exchange for a conditional draft pick in the 2004 MLS SuperDraft.

**August 21, 2003:** Acquired a third round pick in the 2005 MLS SuperDraft from the MetroStars in exchange for a discovery player to be named later.

**September 24, 2003:** Re-signed F Roger Levesque from Seattle Sounders of the A-League. Placed M Johanes Maliza on waivers.

**November 23, 2003:** Earthquakes win second MLS Cup Championship with 4-2 win over Chicago Fire.

**December 16, 2003:** Frank Yallop stepped down as head coach to become head coach of Canadian National Team.

---

## 2004

**January 6, 2004:** Dominic Kinnear is named head coach, replacing Frank Yallop.

**January 7, 2004:** Re-signed M Manny Lagos and GK Jon Conway to multi-year contracts and signed F Jamil Walker to the senior roster.

**January 12, 2004:** General Manager Johnny Moore resigned. Kate McAllister named Interim General Manager.

**January 13, 2004:** Acquired a third round pick in the 2005 MLS SuperDraft from Columbus in exchange for M Manny Lagos.

**January 16, 2004:** Selected D Ryan Cochrane (5th), GK Steve Cronin (10th), M Mike Wilson (27th), M Lindon Pecorelli (30th), M Marin Pusek (40th) and M Tighe Dombrowski (50th) in the MLS SuperDraft; Acquired a sixth round pick in the 2005 MLS SuperDraft from the MetroStars in exchange for a sixth round pick in the 2004 MLS SuperDraft.

**January 22, 2004:** Named John Doyle assistant coach.

**January 27, 2004:** Named Alexi Lalas President and General Manager.

**February 2, 2004:** Re-signed M Ronnie Ekelund and M Brian Mullan to multi-year contracts.

**February 4, 2004:** Re-signed D Jeff Agoos to multi-year contract.

**February 19, 2004:** Placed M Mike Wilson and M Marin Pusek on waivers.

**February 22, 2004:** Acquired D Wes Hart from Colorado Rapids in exchange for conditional 2005 MLS SuperDraft pick.

**March 15, 2004:** Placed D Chris Ronér on season-ending injury list due to cartilage lesion in his right ankle.

**March 24, 2004:** Signed MD Tighe Dombrowski to developmental contract.

**April 8, 2004:** Acquired M/F Chris Brown from the New England Revolution in exchange for a conditional MLS SuperDraft pick.

**April 9, 2004:** F Roger Levesque re-classified as senior developmental player.

**April 20, 2004:** F Roger Levesque loaned to Seattle Sounders (USL First Division).

**September 20, 2004:** F Roger Levesque re-joins Earthquakes.

**October 8, 2004:** Signed F Brian Ching to a new contract.

**November 9, 2004:** Exercised option on head coach Dominic Kinnear and assistant coach John Doyle. AEG announces that Earthquakes will remain in San Jose for 2005 MLS season.

**November 19, 2004:** F Chris Brown selected in sixth round of MLS Expansion Draft by Real Salt Lake. F Jamil Walker selected in eighth round of MLS Expansion Draft by CD Chivas USA.

**November 23, 2004:** F Landon Donovan announces that he will return to Bayer Leverkusen beginning January 1, 2005. Leverkusen exercised option to retain Donovan's rights.

**December 1, 2004:** Do not exercise option on contracts for D Troy Dayak, M Ronnie Ekelund and D Chris Ronér.

**December 10, 2004:** Acquired fourth round draft pick in 2005 MLS SuperDraft in exchange for D Jeff Agoos.

## 2005

**January 12, 2005: Acquired** D Chris Aloisi, F Alejandro Moreno and sixth overall pick in 2005 MLS SuperDraft from Los Angeles Galaxy in exchange for GK Steve Cronin, D Todd Dunivant and fifth overall draft pick in 2005 MLS SuperDraft.

**January 14, 2005:** Acquired M Ricardo Clark from MetroStars in exchange for a portion of an allocation and a youth international slot.

**January 14, 2005:** Acquired M Brad Davis, the fourth overall draft pick and an allocation from FC Dallas in exchange for M Arturo Alvarez, M Richard Mulrooney and the sixth overall draft pick and the 29th overall draft pick. Selected M Danny O'Rourke (4th) in the first round of the MLS SuperDraft, D Kevin Goldthwaite (17th) in the second round of the MLS SuperDraft, M Victor Arbelaez (30th), F Orlando Ramirez (31st), MD Craig J. (C.J.) Klass (32nd) in the third round of the MLS SuperDraft, F Antouman Jallow (41st) and D James Twellman (42nd) in the fourth round of the MLS SuperDraft. Traded 48th overall pick to D.C. United for a player to be named later.

**January 27, 2005:** Acquired F Ronald Cerritos from D.C. United in exchange for 2005 Fourth Round MLS SuperDraft selection (48th overall).

**January 28, 2005:** Signed D Craig Waibel to new contract.

**February 1, 2005:** Signed D Troy Dayak to a new contract.

**February 4, 2005:** Selected D Brett Rodriguez (6th), GK Robby Fulton (18th), D Noah Merl (29th) and M Chris Wondolowski (41st) in the 2005 MLS Supplemental Draft.

**February 15, 2005:** Signed M Tighe Dombrowski and F Roger Levesque to developmental contracts. Signed D Chris Aloisi to senior roster contract.

**February 16, 2005:** Signed D Wade Barrett to multi-year contract.

**March 4, 2005:** D Chris Ronér steps away from professional soccer.

**March 7, 2005:** Signed F Dwayne De Rosario to multi-year contract.

**March 23, 2005:** Acquired D Danny Califf from Los Angeles Galaxy in exchange for a portion of an allocation. Re-classified Kevin Goldthwaite as a developmental player.

**March 24, 2005:** Acquired 2006 fourth-round supplemental draft pick from Club Deportivo Chivas USA in exchange for the rights to Victor Arbelaez.

**March 25, 2005:** Acquired rights to F Julian Nash in exchange for a first round pick in the 2006 MLS Supplemental Draft.

**March 29, 2005:** Signed GK Robbie Fulton, F Julian Nash, F Orlando Ramirez, D Brett Rodriguez and M Chris Wondolowski to developmental contracts.

**April 1, 2005:** Signed D James Twellman to developmental contract.

**April 27, 2005:** D Troy Dayak announces retirement following 2005 MLS season.

**April 29, 2005:** Loaned F Roger Levesque to Seattle Sounders (USL First Division) for remainder of USL First Division season.

**May 20, 2005:** Acquired M Mark Chung from the Colorado Rapids in exchange for a portion of an allocation. Placed D Troy Dayak on season-ending injury list.

**June 13, 2005:** President & General Manager Alexi Lalas leaves Earthquakes to become President & General Manager of MetroStars. Kate McAllister named Interim President & General Manager.

**June 14, 2005:** Acquired D Kelly Gray from Chicago Fire in exchange for a second round pick in the 2006 MLS SuperDraft. Placed D Craig Waibel on season-ending injury list.

**July 15, 2005:** Loaned M Tighe Dombrowski to Minnesota Thunder (USL First Division) for remainder of 2005 USL First Division season.

# KEY DATES

THE CLUB

2015 REVIEW

CLUB HISTORY

OPPONENTS

MEDIA INFO

**August 1, 2005:** Loaned D Kevin Goldthwaite to the Portland Timbers (USL First Division) for remainder of 2005 USL First Division season.

**August 3, 2005:** Placed D Wes Hart on waivers.

**August 27, 2005:** Former Earthquakes defender John Doyle becomes first member of San Jose Earthquakes Hall of Fame. Inducted into Hall of Fame in halftime ceremony of Earthquakes-Los Angeles Galaxy match.

**September 15, 2005:** Signed D Kevin Goldthwaite to senior roster. Earthquakes claim M Aaron Lanes off waivers and sign him to developmental contract.

**September 16, 2005:** M Tighe Dombrowski rejoins Earthquakes following loan to Minnesota Thunder.

**September 20, 2005:** D Kevin Goldthwaite rejoins Earthquakes following loan to Portland Timbers.

**October 6, 2005:** F Roger Levesque rejoins Earthquakes following loan to Seattle Sounders.

**November 15, 2005:** Placed F Roger Levesque and M Orlando Ramirez on waivers.

**November 18, 2005:** Interim President & General Manager Kate McAllister leaves club to pursue other opportunities.

**December 1, 2005:** Do not exercise option on contract for GK Pat Onstad.

**December 5, 2005:** Acquired fourth round pick in 2006 MLS SuperDraft from MetroStars in exchange for GK Jon Conway.

**December 9, 2005:** D Danny Califf departs club and signs with Aalborg in Denmark.

**December 15, 2005:** Relocated to Houston. The Earthquakes name, colors and competition records are retained by MLS for a future expansion team.

---

## 2006

**May 24, 2006:** Lew Wolff, principal owner of the Oakland Athletics (MLB), purchases an exclusive option to acquire an MLS team and bring it back to the Bay Area. David Alioto is named the Executive Vice President of the Earthquakes Soccer, LLC and Ann Rodriguez is named Director of Business Operations.

---

## 2007

**July 18, 2007:** Major League Soccer announces that the league will return to San Jose in 2008, as the Earthquakes expansion team is named MLS' 14th team.

**October 3, 2007:** Unveiled 2008 official jersey and new team logo.

**October 3, 2007:** Named John Doyle General Manager of Soccer Operations.

**October 26, 2007:** Announced Buck Shaw Stadium as the team's home venue for 2008, 2009 and 2010 seasons.

**November 5, 2007:** Named Frank Yallop head coach.

**November 21, 2007:** Selected 10 players in the MLS Expansion Draft: Ryan Cochrane (Houston Dynamo), Clarence Goodson (FC Dallas), Ned Grabavoy (Columbus Crew), James Riley (New England Revolution), Joseph Vide (New York Red Bulls), Ivan Guerrero (Chicago Fire), Brian Carroll (D.C. United), Jason Hernandez (Chivas USA), Gavin Ginton (LA Galaxy) and Chris Pozniak (Toronto FC).

**November 26, 2007:** San Jose Earthquakes acquire forward F Kei Kamara from the Columbus Crew in exchange for M Brian Carroll. Earthquakes acquire GK Preston Burpo from Chivas USA in exchange for a fourth round pick in the 2008 MLS SuperDraft.

**November 29, 2007:** San Jose Earthquakes name Ian Russell assistant coach.

---

## 2008

**January 10, 2008:** Acquired GK Joe Cannon from the Los Angeles Galaxy in exchange for allocation money.

**January 15, 2008:** Acquired D Nick Garcia from the Kansas City Wizards in exchange for the first overall selection of the 2008 MLS SuperDraft.

**January 18, 2008:** Selected Shea Salinas in the second round (15th Overall) of the 2008 MLS SuperDraft.

**January 24, 2008:** Selected four players in 2008 MLS Supplemental Draft, including Adam Smarte (first round), Tim Bohnehkamp (second round), Greg Curry (third round) and Tim Jepson (fourth round).

**February 4, 2008:** Earthquakes start preseason training at The Home Depot Center in Carson, Calif.

**February 7, 2008:** Major League Soccer announces 2008 season schedule.

**February 13, 2008:** Earthquakes open preseason schedule with 1-0 loss to Houston Dynamo in a friendly at PAL Stadium.

**February 14, 2008:** Acquired M Ramiro Corrales from the Houston Dynamo in exchange for allocation money.

**February 26, 2008:** Former Earthquakes M Ronnie Ekelund named technical advisor.

**February 27, 2008:** Acquired M Ronnie O'Brien from Toronto FC in exchange for a first round draft pick in the 2009 MLS SuperDraft and allocation money.

**March 13, 2008:** Jason Batty is named goalkeeper coach.



**March 17, 2008:** Signed M Shea Salinas to a senior roster contract.

**March 28, 2008:** Acquired F John Cunliffe from Chivas USA in exchange for M Chris Pozniak

**April 2, 2008:** Signed D Eric Denton.

**April 3, 2008:** Acquired rights to M Matt Hatzke from Los Angeles Galaxy in exchange for a fourth round pick in the 2009 MLS Supplemental, D Jamil Roberts from FC Dallas in exchange for a third round pick in the 2009 MLS Supplemental Draft, D Ryan Johnson from Chicago Fire in exchange for a conditional draft pick, D Jay Ayres, M Matt Hatzke, D Jamil Roberts, F Adam Smarte to developmental contracts.

**April 3, 2008:** Signed D Ryan Johnson to senior roster.

**April 3, 2008:** Earthquakes open 2008 season with 2-0 loss to Los Angeles Galaxy.

**April 9, 2008:** Signed D Greg Curry to developmental contract.

**April 24, 2008:** Acquired F Peguero Jean Philippe on loan from Brondby IF for the remainder of the 2008 season.

**May 21, 2008:** Acquired D Kelly Gray and F Jovan Kirovski from the Colorado Rapids in exchange for GK Preston Burpo and a fourth round draft pick in the 2009 MLS SuperDraft.

**May 22, 2008:** Signed D Amir Lowery and GK Dan Benton.

**May 28, 2008:** Placed F Peguero Jean Philippe on season-ending injury list and D Jay Ayres on six-week disabled list.

**June 14, 2008:** The Earthquakes set a non-doubleheader attendance record at home, with a crowd of 39,872 for a game against the Los Angeles Galaxy at Oakland-Alameda County Coliseum.

**June 23, 2008:** Waived D Greg Curry and D Adam Sloustcher.

**July 14, 2008:** Waived D Joe Vide.

**July 14, 2008:** Acquired rights to F Darren Huckerby from Toronto FC in exchange for allocation money and an international player slot. Earthquakes sign F Darren Huckerby. Acquired F Scott Sealy from Kansas City in exchange for allocation money.

**July 17, 2008:** Waived GK Dan Benton.

**July 18, 2008:** Signed M Francisco Lima.

**July 25, 2008:** Traded F Kei Kamara to Houston Dynamo in exchange for allocation money and first round draft pick in the 2009 MLS SuperDraft.

**July 28, 2008:** Acquired F Arturo Alvarez in from FC Dallas in exchange for first round draft pick in the 2009 MLS SuperDraft and allocation money.

**July 31, 2008:** Acquired allocation money from D.C. United in exchange for M Ivan Guerrero.

**August 1, 2008:** Signed F Mikel Arce to a developmental contract.

**August 13, 2008:** Waived D/M Amir Lowery.

**September 4, 2008:** Signed M Michael Ghebru and F Davide Somma to developmental contracts.

**October 9, 2008:** Earthquakes announce strategic partnership with Tottenham Hotspur Football Club.

**November 24, 2008:** Traded F Jovan Kirovski to Los Angeles Galaxy in exchange for a conditional pick in the 2010 Supplemental Draft.

**November 26, 2008:** D James Riley selected by Seattle Sounders FC in 2008 MLS Expansion Draft.

**December 1, 2008:** Declined to exercise options for contracts for GK Joe Cannon, F Gavin Ginton and M Ronnie O'Brien.

## 2009

**January 15, 2009:** Selected M Brad Ring in the second round (17th overall) and F Quincy Amarikwa in the third round (32nd overall) of the 2009 MLS SuperDraft.

**January 21, 2009:** Signed D Nick Garcia to a new contract.

**January 27, 2009:** Announced three-year partnership with Amway Global to have Amway Global as jersey sponsor for Earthquakes.

**February 5, 2009:** Signed F Cam Weaver.

**February 6, 2009:** Moved F Davide Somma to senior roster.

**February 9, 2009:** Acquired F Pablo Campos in Major League Soccer weighted lottery.

**February 10, 2009:** Signed M Bobby Convey using top position in allocation rankings.

**February 11, 2009:** Signed GK Andrew Weber.

**February 13, 2009:** Signed GK Joe Cannon to a new contract.

**February 18, 2009:** Signed 2009 SuperDraft third-round pick F Quincy Amarikwa.

**March 2, 2009:** Acquired D Chris Leitch from Red Bulls in exchange for allocation money and an international slot.

**March 3, 2009:** Placed F John Cunliffe on waivers.

# KEY DATES

THE CLUB

2015 REVIEW

CLUB HISTORY

OPPONENTS

MEDIA INFO

**March 16, 2009:** Sign D Mike Zaher to a developmental contract.

**March 19, 2009:** Signed M Simon Elliott.

**March 20, 2009:** Signed M Brandon McDonald to a developmental contract.

**March 25, 2009:** Signed GK Mike Graczyk to a developmental contract.

**April 28, 2009:** Acquired D Aaron Pitchkolan from FC Dallas in exchange for a conditional pick in the 2011 SuperDraft.

**May 26, 2009:** Signed F Cornell Glen and placed F Davide Somma on waivers.

**June 9, 2009:** Traded D Nick Garcia and the discovery rights to Ali Gerba to Toronto FC in exchange for a third round pick in the 2010 MLS SuperDraft.

**June 9, 2009:** Acquired F Chris Wondolowski and a conditional draft pick in the 2010 SuperDraft from the Houston Dynamo in exchange for F Cam Weaver.

**June 12, 2009:** Signed M Antonio Ribeiro. He counts as an international on the Earthquakes senior roster.

**June 25, 2009:** Placed D Eric Denton and D/M Kelly Gray on waivers.

**July 15, 2009:** Traded F Pablo Campos to Real Salt Lake in exchange for a second round pick in the 2010 MLS SuperDraft and a conditional pick in the 2011 MLS SuperDraft.

**July 23, 2009:** Signed M Ramon Sanchez.

**July 31, 2009:** Signed M Andre Luiz.

**August 14, 2009:** Acquired an international slot from the Houston Dynamo in exchange for D Ryan Cochrane.

**August 18, 2009:** Signed D Fabio da Silva. He will count as an international on the Earthquakes senior roster.

**September 11, 2009:** Acquired D Bobby Burling from Chivas USA in exchange for a third round pick in the 2010 MLS SuperDraft.

**September 15, 2009:** Terminated the contract of D Fabio da Silva.

**November 25, 2009:** M Shea Salinas selected by Philadelphia Union in 2009 MLS Expansion Draft.

2010

**January 6, 2010:** Moved D Brandon McDonald to senior roster.

**January 14, 2010:** Selected D Ike Opara in the first round (3rd overall), M Michael Thomas in the second round (19th overall), D Justin Morrow in the second round (28th overall), M Steven Beitashour in the second round (30th overall) and F Andrew Hoxie in the third round (37th overall) of the 2010 MLS SuperDraft.

**January 27, 2010:** Signed F Chris Wondolowski to a new contract.

**February 10, 2010:** Signed F Eduardo Adelino Da Silva.

**February 11, 2010:** Signed M Joey Gjertsen.

**March 1, 2010:** Signed M Javier Robles.

**March 4, 2010:** Placed D Aaron Pitchkolan on waivers.

**March 16, 2010:** Signed M Brad Ring, D Steven Beitashour and D Justin Morrow to developmental contracts.

**March 22, 2010:** Placed M Simon Elliott, M Antonio Ribeiro and GK Mike Graczyk on waivers.

**March 30, 2010:** Signed GK Jon Busch.

**April 7, 2010:** Acquired second-round pick in the 2012 MLS SuperDraft from Colorado Rapids in exchange for F Quincy Amarikwa.

**April 13, 2010:** Signed F Scott Sealy.

**April 14, 2010:** Signed M Omar Jasseh.

**June 21, 2010:** Acquired M Sam Cronin from Toronto FC in exchange for allocation money.

**June 30, 2010:** Released M Ramon Sanchez and GK Andrew Weber.

**August 2, 2010:** Released M Javier Robles.

**August 6, 2010:** Acquired D Tim Ward from Chicago Fire in exchange for a conditional pick in the 2011 MLS SuperDraft.

**August 11, 2010:** Signed M Khari Stephenson.

**August 20, 2010:** Signed F Geovanni as Designated Player.

**September 3, 2010:** Loaned D/M Justin Morrow to FC Tampa Bay Rowdies (USSF D-2).

**October 4, 2010:** Recalled D/M Justin Morrow from FC Tampa Bay Rowdies (USSF D-2).

**November 24, 2010:** GK Joe Cannon selected by Vancouver Whitecaps FC and M Arturo Alvarez selected by Portland Timbers in 2010 Expansion Draft.

**December 3, 2010:** Declined options on F Geovanni, F Eduardo, F Cornell Glen and M Khari Stephenson.

2011

**January 13, 2011:** Acquired F Steven Lenhart from the Columbus Crew in exchange for the 15th overall selection in the 2011 MLS SuperDraft and allocation money.

**January 13, 2011:** Selected Anthony Ampaipitakwong in the second round (33rd overall) of the MLS SuperDraft.

**January 25, 2011:** Acquired GK David Bingham through a weighted lottery.  
**February 15, 2011:** Signed M Khari Stephenson.  
**March 1, 2011:** Signed M Anthony Ampaipitakwong and waived M Tony Donatelli.  
**March 7, 2011:** Signed GK Andrew Weber.  
**March 16, 2011:** Acquired M Simon Dawkins on loan from Tottenham Hotspur.  
**March 17, 2011:** Signed F Ellis McLoughlin.  
**March 25, 2011:** Signed F Matt Luzunaris.  
**April 7, 2011:** Signed Head Coach Frank Yallop and GM John Doyle to multi-year contract extensions.  
**June 28, 2011:** Traded D Brandon McDonald to D.C. United in exchange for allocation money.  
**July 8, 2011:** Signed M Rafael Baca.  
**July 14, 2011:** Acquired D Nana Attakora, F Alan Gordon and M Jacob Peterson from Toronto FC for M Ryan Johnson, allocation money and an international player slot to be returned to San Jose on Jan. 1, 2013.  
**July 19, 2011:** Waived M Omar Jasseh.  
**August 15, 2011:** Acquired F Edmundo Zura on loan from El Nacional.  
**August 31, 2011:** Terminated loan agreement with El Nacional for F Edmundo Zura.  
**September 15, 2011:** Acquired F Maxwell Griffin on loan from Orlando City SC.  
**November 23, 2011:** D Bobby Burling selected by Montreal Impact in MLS Expansion Draft.  
**November 30, 2011:** Signed F Steven Lenhart to a new contract; Acquired M Shea Salinas from Vancouver Whitecaps FC for allocation money.  
**December 1, 2011:** Acquired M Jean Alexandre from RSL for first round pick in 2012 Supplemental Draft.  
**December 2, 2011:** Traded M Bobby Convey to Sporting Kansas City for international player slot.  
**December 16, 2011:** Acquired M Marvin Chávez from FC Dallas for allocation money.  
**December 28, 2011:** Signed D Victor Bernárdez.  
**December 31, 2011:** Declined options for F Scott Sealy, GK Andrew Weber, M Andre Luiz and F Matt Luzunaris.

## 2012

**January 12, 2012:** Signed F Alan Gordon to a new contract; Selected F/M Sam Garza (1st round, 6th overall), M Jacob Hustedt (2nd round, 25th overall) and GK Chris Blais (2nd round, 33rd overall) in 2012 MLS SuperDraft.  
**January 17, 2012:** Selected F Cesar Diaz Pizarro (2nd round, 25th overall), D David Tiemstra (3rd round, 44th overall), D James Kiffe (4th round, 63rd overall) and D Tyler Krumpke (4th round, 73rd overall) in 2012 MLS Supplemental Draft.  
**January 26, 2012:** Signed GK Jon Busch to a new contract; Signed F Sercan Guvenisik.  
**February 2, 2012:** Signed M Tressor Moreno.  
**February 9, 2012:** Signed F Chris Wondolowski to a new contract.  
**February 14, 2012:** Reacquired M Simon Dawkins on loan from Tottenham Hotspur.  
**February 28, 2012:** Signed F Cesar Diaz Pizarro.  
**March 9, 2012:** Signed free agent GK Evan Newton from Tampa Bay FC.  
**March 10, 2012:** Signed M Jacob Hustedt.  
**April 5, 2012:** Loaned D Josh Suggs to the Tampa Bay Rowdies (NASL).  
**April 29, 2012:** D Josh Suggs recalled from loan to Tampa Bay Rowdies.  
**June 20, 2012:** Signed D Jed Zayner.  
**June 28, 2012:** Waived D Josh Suggs and M Ellis McLoughlin.  
**July 9, 2012:** Transferred M Anthony Ampaipitakwong to Buriram United; terminated contract for M Tressor Moreno.  
**July 30, 2012:** Acquired M Mehdi Ballouchy in trade from New York.  
**September 13, 2012:** Selected F Marcus Tracy in MLS weighted lottery.  
**October 4, 2012:** Signed D Justin Morrow to new contract.  
**November 14, 2012:** Signed D Jason Hernandez and M Sam Cronin to new contracts.  
**November 28, 2012:** Declined options on D Ramiro Corrales, D Ike Opara, D Tim Ward, M Joey Gjertsen, M Khari Stephenson and waived F Sercan Guvenisik.  
**December 14, 2012:** Selected D Ty Harden, D Dan Gargan and M Bryan Jordan in Stage 2 of MLS Re-Entry Process.

## 2013

**January 17, 2013:** Acquired right of first refusal to F Mike Fucito from Portland Timbers in exchange for a second round pick in the 2013 SuperDraft and selected D Tommy Muller (first round, 15th overall) and M Danchrisandre Delgado (second round, 33rd overall) in the 2013 MLS SuperDraft.  
**January 22, 2013:** Selected F Adam Jahn in the first round (15th overall), D Colin Mitchell in the third round (53rd overall) and D Peter McGlynn in the fourth round (72nd overall) of the 2013 MLS Supplemental Draft.

# KEY DATES

THE CLUB

2015 REVIEW

CLUB HISTORY

OPPONENTS

MEDIA INFO

**January 25, 2013:** Signed D Dan Gargan and D Ty Harden.

**February 12, 2013:** Signed F Mike Fucito and D Ramiro Corrales.

**February 15, 2013:** Signed D Peter McGlynn.

**February 22, 2013:** Signed D Nana Attakora.

**February 26, 2013:** Signed F Chris Wondolowski to a new contract, making him the second Designated Player in club history.

**March 1, 2013:** Signed F Adam Jahn and D Tommy Muller; acquired M Cordell Cato from Seattle Sounders FC in exchange for San Jose's natural fourth round pick in the 2014 MLS Supplemental Draft.

**March 2, 2013:** Added M Mehdi Ballouchy to Disabled List

**March 12, 2013:** Signed D Abu Tommy and D Colin Mitchell.

**March 15, 2013:** Signed M Walter "Pery" Martinez.

**April 4, 2013:** Signed F Alexandre Gonzalez Emerson.

**April 26, 2013:** M Brad Ring placed on Disabled List.

**May 2, 2013:** Waived F Alexandre Gonzalez Emerson, M Jacob Hustedt; activated M Mehdi Ballouchy from Disabled List.

**May 31, 2013:** Activated M Brad Ring from Disabled List.

**June 7, 2013:** Earthquakes, head coach Frank Yallop mutually part ways. Assistant coach Mark Watson named the club's interim head coach for the remainder of 2013.

**June 14, 2013:** Waived M Abu Tommy.

**June 18, 2013:** Signed Nick Dasovic as an assistant coach.

**June 21, 2013:** Released D Colin Mitchell.

**June 28, 2013:** Signed D Clarence Goodson.

**July 9, 2013:** Signed D/M Jordan Stewart.

**July 17, 2013:** Acquired M Jaime Alas on loan from Rosenborg BK.

**July 29, 2013:** Announced delay on new stadium construction, pushing the targeted opening date to the second half of the 2014 season.

**Sept. 4, 2013:** Acquired Portland Timbers' lowest pick in the 2014 MLS SuperDraft in exchange for M Brad Ring.

**Sept. 13, 2013:** Announced further delays on the new stadium construction process, moving the opening date to the start of the 2015 season.

**Oct. 28, 2013:** Announced the creation of an Earthquakes U-23 PDL team.

**Oct. 23, 2013:** Advanced to 2013-14 CONCACAF Champions League Quarterfinals after group-clinching 1-0 win against CD Heredia (Guatemala) at Buck Shaw Stadium.

**Oct. 30, 2013:** Signed Mark Watson as the club's head coach.

**Nov. 22, 2013:** Declined options for D Nana Attakora, D Dan Gargan, GK Evan Newton, F Marcus Tracy, F Cesar Diaz-Pizarro, D Peter McGlynn.

**Dec. 17, 2013:** Acquired allocation money from Toronto FC in exchange for D Justin Morrow.

**Dec. 18, 2013:** Selected D Shaun Francis and D Brandon Barklage in Stage 2 of the 2013 MLS Re-Entry Process.

**Dec. 23, 2013:** Transferred M Rafael Baca to Cruz Azul (Mexico).

## 2014

**January 7, 2014:** Signed M Jean-Baptiste Pierazzi and acquired M Atiba Harris from the Colorado Rapids in exchange for M Marvin Chavez.

**January 14, 2014:** Acquired F Billy Schuler via weighted lottery.

**January 16, 2014:** Selected JJ Koval in the first round (No. 9 overall) and Joe Sofia in the second round (No. 28 overall) on Day 1 of the 2014 MLS SuperDraft at the Philadelphia Convention Center.

**January 21, 2014:** Selected M.A.J. Corrado in the third round (No. 47 overall), D Devante Dubose in the fourth round (No. 66 overall) and GK Billy Knutsen in the fourth round (No. 74 overall) on Day 2 of the 2014 MLS SuperDraft.

**January 22, 2014:** Signed M Tommy Thompson as the club's first Homegrown Player.

**January 23, 2014:** Announced USL PRO affiliation with Sacramento Republic FC.

**January 24, 2014:** Signed D Shaun Francis, D Brandon Barklage and GK Bryan Meredith.

**January 27, 2014:** Acquired allocation money from Vancouver Whitecaps FC in exchange for D Steven Beitashour.

**January 30, 2014:** Unveiled new club logo and jerseys during a public event at San Pedro Square Market.

**February 3, 2014:** Signed M Shea Salinas, D Jordan Stewart to new contracts.

**February 19, 2014:** Signed M JJ Koval.

**February 27, 2014:** Loaned GK David Bingham, M Sam Garza to San Antonio Scorpions for 2014 season

- March 4, 2014:** Signed D Andreas Gorlitz
- March 7, 2014:** Signed D Ryan Neil, D Joe Sofia
- March 10, 2014:** Acquired M Yannick Djalo on loan from SL Benfica for 2014 season.
- March 11, 2014:** Signed M Khari Stephenson, waived M Walter Martinez.
- March 20, 2014:** Signed GK Billy Knutsen.
- March 27, 2014:** Signed general manager John Doyle to a contract extension.
- March 28, 2014:** Loaned F Mike Fucito to USL-PRO affiliate Sacramento Republic FC.
- April 2, 2014:** Announced that former player and general manager Johnny Moore has been elected the Earthquakes Hall of Fame.
- May 21, 2014:** Loaned GK Billy Knutsen to USL-PRO Affiliate Sacramento Republic FC.
- June 5, 2014:** Announced creation of U9 through U16 club teams under club's youth development structure.
- July 1, 2014:** Released M Sam Garza, D Ryan Neil and D Joe Sofia.
- July 31, 2014:** Signed M Matias Perez Garcia as Designated Player
- August 11, 2014:** Acquired allocation money from LA Galaxy in exchange for F Alan Gordon.
- August 13, 2014:** Loaned GK David Bingham to Norway's Strommen IF.
- September 9, 2014:** Signed D Pablo Pintos.
- September 23, 2014:** Announced the installation of the first seat at the team's new stadium.
- October 15, 2014:** Announced Dominic Kinnear to return as club's head coach at conclusion of 2014 MLS regular season.
- November 19, 2014:** Announced stadium naming rights deal with Avaya.
- November 19, 2014:** Selected F Kris Tyrpak in 2014 MLS Dispersal Draft.
- December 9, 2014:** Announced affiliation with PDL team Burlingame Dragons FC.
- December 10, 2014:** Signed GK David Bingham to new contract.
- December 10, 2014:** Selected M Leandro Barrera in Waiver Draft.
- December 11, 2014:** Acquired F Mark Sherrod from Orlando City SC in exchange for the club's natural second round pick (No. 25 overall) in the 2015 MLS SuperDraft.
- December 11, 2014:** Declined 2015 options on F Billy Schuler, GK Billy Knutsen, D Andreas Gorlitz and D Tommy Muller.
- December 12, 2014:** Selected GK Andy Gruenebaum in Stage One of 2014 MLS Re-Entry Process.
- December 17, 2014:** Signed F Steven Lenhart to new contract.
- December 18, 2014:** Selected D Marvell Wynne and M Sanna Nyassi in Stage Two of the 2014 MLS Re-Entry Process.

## 2015

- January 6, 2015:** Named Steve Ralston, Ian Russell and Tim Hanley as assistant coaches.
- January 15, 2015:** Selected M Fatai Alashe (4th) in the first round of the 2015 Major League Soccer SuperDraft.
- January 19, 2015:** Acquired allocation money from Colorado Rapids in exchange for M Sam Cronin.
- January 20, 2015:** Selected GK Keasel Broome (46th) in the third round and F Chimdum Mez (66th) in the fourth round of the 2015 MLS SuperDraft.
- January 28, 2015:** Announced Youth Development Academy partnership with San Jose FC.
- January 31, 2015:** Signed F Innocent as a Designated Player.
- February 11, 2015:** Signed M Leandro Barrera, M Sanna Nyassi and D Marvell Wynne.
- February 17, 2015:** Announced affiliate partnership with San Mateo County Star.
- February 26, 2015:** Signed D Paulo Renato and waived F Kris Tyrpak.
- February 27, 2015:** Held ribbon-cutting ceremony for Avaya Stadium.
- February 28, 2015:** Hosted LA Galaxy in Avaya Stadium's soft-opening preseason contest.
- March 18, 2015:** Terminated contract of D Brandon Barklage.
- March 22, 2015:** Defeated Chicago Fire 2-1 in first-ever match at Avaya Stadium
- March 26, 2015:** Signed GK Tomas Gomez.
- April 2, 2015:** Announced affiliate partnership with San Francisco Elite Academy.
- May 13, 2015:** Announced Avaya Stadium to co-host Rugby World Cup Sevens in 2018.
- May 28, 2015:** Announced Avaya Stadium to host AT&T MLS All-Star Game in 2016.
- June 26, 2015:** Acquired F Quincy Amarikwa from Chicago Fire in exchange for D Ty Harden.
- July 15, 2015:** Claimed M Matheus Silva off waivers.
- July 17, 2015:** Signed M Marc Pelosi off the Allocation Ranking List.
- July 18, 2015:** Held World Rugby Pacific Nations Cup at Avaya Stadium.
- July 27, 2015:** Hired Paul Holocher and Andre Luiz Moreira to coach the Earthquakes Academy.
- August 5, 2015:** Loaned M Khari Stephenson to the San Antonio Scorpions for the remainder of the 2015 NASL season.

# KEY DATES

THE CLUB

**August 6, 2015:** Signed M Anibal Godoy using Targeted Allocation Money.

**August 10, 2015:** Named Chris Leitch technical director.

**August 29, 2015:** Loaned M Tommy Thompson, M JJ Koval and F Mark Sherrod to USL affiliate Sacramento Republic FC.

**December 1, 2015:** Declined 2016 options on F Mike Fucito, M Jean-Baptiste Pierazzi, M Khari Stephenson, D Paulo Renato, D Jordan Stewart and GK Tomas Gomez.

**December 18, 2015:** Signed F Quincy Amarikwa and D Jordan Stewart to new contracts.

**December 28, 2015:** Signed F Chad Barrett as the first-ever free agent signing in club history.

---

2015 REVIEW

**2016**

**January 13, 2016:** Signed D Andres Imperiale.

**January 14, 2016:** Selected GK Andrew Tarbell (8th) in the first round and M Patrick Hodan (28th) in the second round of the 2016 MLS SuperDraft.

**January 19, 2016:** Selected D Kip Colvey (49th) in the third round and M Ty Thompson (49th) in the fourth round of the 2016 MLS SuperDraft.

**January 26, 2016:** Announced jersey partnership with Sutter Health.

**February 3, 2016:** Loaned M Leandro Barrera to Club Atlético San Martín through the end of the year.

**February 10, 2016:** Renewed affiliation agreement with Sacramento Republic FC for 2016 season.

**February 11, 2016:** Announced Arsenal FC as the opponent for the 2016 AT&T MLS All-Star Game at Avaya Stadium.

**February 24, 2016:** Acquired M Alberto Quintero on loan from Lobos BUAP for the 2016 season.

**February 25, 2016:** Acquired General Allocation Money from the Colorado Rapids in exchange for Targeted Allocation Money and one international slot.

CLUB HISTORY

OPPONENTS

MEDIA INFO

# DRAFT HISTORY



FATAI ALASHE

# DRAFT HISTORY

THE CLUB

2015 REVIEW

CLUB HISTORY

OPPONENTS

MEDIA INFO

## 1996

### Inaugural Player Draft

Round	Pick	Player	Previous Team
1	8	Paul Bravo	Monterey Bay (USISL)
2	18	Altimont Butler	North Jersey (USISL)
3	28	Tim Martin	Atlanta (APSL)
4	38	Rhett Harty	Monterey Bay (USISL)
5	48	Paul Holocher	Monterey Bay (USISL)
6	58	Jeff Baicher	Monterey Bay (USISL)
7	68	Jeff Betts	Portland (CISL)
8	78	Dave Salzwedel	L.A. Soccer Club
9	88	Victor Mella	Colo Colo (CHI)
10	98	Henry Gutierrez	Monterey Bay (USISL)
11	108	Oscar Draguicevich	Cleveland (NPSL)
12	118	Gabe Garcia	Myrtle Beach (USISL)
13	128	Rafael Amaya	Colorado (APSL)
14	138	Tom Liner	PSV Schwarz-Weiss (AUT)
15	148	Carlos Farias	San Diego Flash (USISL)
16	158	Kevin Grimes	Raleigh (USISL)

## 1996

### College Draft

Round	Pick	Player	School
1	13	Derrick Brownell	Santa Clara
3	23	Eddie Lewis	UCLA

### Supplemental Draft

Round	Pick	Player	Previous Team
1	3	Roberto Gonzalez	Rosario Central (ARG)
3	23	James Woolridge	San Jose (CISL)

## 1997

### College Draft

Round	Pick	Player	School
1	4	Alberto Montoya	Santa Clara
2	14	Jason Annichero	Santa Clara
3	24	Chris McDonald	University of San Francisco

### Supplemental Draft

Round	Pick	Player	Previous Team
2	16	Curt Onalfo	Los Angeles Galaxy
3	24	Edmundo Rodriguez	Tampa Bay Terror (A)

## 1998

### College Draft

Round	Pick	Player	School
1	3	Ben Parry	UNC-Charlotte
	12	Wade Barrett	William and Mary
3	27	Caleb Porter	Indiana

### Supplemental Draft

Round	Pick	Player	Previous Team
1	3	Tim Weaver	S.F. Bay Seals (A)
2	15	Kevin Rueda	California Jaguars (A)
2	23	Eddie Soto	Orange County Zodiac (A)
3	27	Alberto Montoya	Raleigh Flyers (A)



# DRAFT HISTORY

## 1999

### College Draft

Round	Pick	Player	School
1	3	Richard Mulrooney	Creighton
2	15	Wojtek Krakowiak	Clemson
	21	Jamie Clark	Stanford
3	27	Todd Duncan	San Jose State

### Supplemental Draft

Round	Pick	Player	Previous Team
1	3	Adam Frye	Tampa Bay Mutiny
	11	Max Viera	Detroit Rockers (NPSL)
2	15	Carlos Farias	San Diego Flash (A)
3	27	Anthony Farace	San Diego Flash (A)

## 2000

### MLS SuperDraft

Round	Pick	Player	School/Previous Team
1	8	Travis Mulraine	Joe Public F.C. (T&T)
2	16	Justin Evans	Pittsburgh Riverhounds (A)
	18	Joseph Ragusa	Long Island
	24	Adrian Narine	Joe Public F.C. (T&T)
3	28	Jon Conway	Rutgers
4	40	Andrew Hemmerich	Stanford
5	52	Ian Russell	Seattle Sounders (A)

## 2001

### MLS SuperDraft

Round	Pick	Player	School/Previous Team
1	1	Chris Carrieri	North Carolina (Project-40)
2	20	Eddie Robinson	North Carolina
3	31	Craig Waibel	Seattle Sounders (A)
4	37	Fabio Eidelwein	Des Moines (PDL)
5	49	Corey Woolfolk	Stanford
6	61	Jorge Martinez	San Jose State

## 2002

### MLS SuperDraft

Round	Pick	Player	School
1	6	Luchi Gonzalez	Southern Methodist
3	33	Chris Roner	California
	39	Kevin Sakuda	Duke
5	49	Eric Ozimek	Davidson
	60	Aaron Biddle	Stanford
6	70	Lars Lyssand	San Jose State

## 2003

### MLS SuperDraft

Round	Pick	Player	School/Previous Team
1	6	Todd Dunivant	Stanford
2	13	Arturo Alvarez	Project-40/U.S. U-18
3	23	Roger Levesque	Stanford
4	36	Josh Saunders	California
	39	Jamil Walker	Santa Clara
5	46	Johanes Maliza	Stanford
6	56	Frank Sanfilippo	San Jose State

# DRAFT HISTORY

THE CLUB

2015 REVIEW

CLUB HISTORY

OPPONENTS

MEDIA INFO

## Supplemental Draft

Round	Pick	Player	Previous Team
1	1	Brian Ching	Seattle Sounders

## 2004 MLS SuperDraft

Round	Pick	Player	School
1	5	Ryan Cochrane	Santa Clara
	10	Steve Cronin	Santa Clara
3	27	Mike Wilson	Stanford
	30	Lindon Pecorelli	Connecticut
4	40	Marin Pusek	UAB
5	50	Tighe Dombrowski	Wisconsin-Milwaukee

## 2005 MLS SuperDraft

Round	Pick	Player	School
1	4	Danny O'Rourke	Indiana
2	17	Kevin Goldthwaite	Notre Dame
3	30	Victor Arbelaez	UNLV
	31	Orlando Ramirez	Fresno Pacific
	32	C.J. Klaas	Washington
4	41	Antouman Jallow	Wisconsin-Milwaukee
	42	James Twellman	Stanford

## 2005 Supplemental Draft

Round	Pick	Player	School
1	5	Brett Rodriguez	Creighton
2	18	Robby Fulton	Stanford
3	29	Noah Merl	California
4	41	Chris Wondolowski	Chico State

## 2008 MLS SuperDraft

Round	Pick	Player	School
2	15	Shea Salinas	Furman

## Supplemental Draft

Round	Pick	Player	School
1	1	Adam Smarte	UC Santa Cruz
2	15	Tim Bohnekamp	Creighton
3	29	Greg Curry	UC Santa Barbara
4	43	Tim Jepsen	Duke

## 2009 MLS SuperDraft

Round	Pick	Player	School
2	17	Brad Ring	Indiana
3	32	Quincy Amarikwa	UC Davis

## 2010 MLS SuperDraft

Round	Pick	Player	School
1	3	Ike Opara	Wake Forest
2	19	Michael Thomas	Notre Dame
	28	Justin Morrow	Notre Dame
	30	Steven Beitashour	San Diego State
3	37	Andrew Hoxie	William and Mary

## 2011 MLS SuperDraft

Round	Pick	Player	School
2	33	Anthony Ampaipitakwong	Akron

## Supplemental Draft

Round	Pick	Player	School
2	33	Philip Tuttle	Notre Dame
3	51	Victor Cortez	USF

## 2012 MLS SuperDraft

Round	Pick	Player	School
1	6	Sam Garza	UC Santa Barbara
2	25	Jacob Hustedt	Washington
	33	Chris Blais	South Florida

## Supplemental Draft

Round	Pick	Player	School
2	25	Cesar Diaz Pizarro	UC Riverside
3	44	David Tiemstra	Ohio State
4	63	James Kiffe	UC Santa Barbara
4	73	Tyler Krumpke	Loyola Marymount

## 2013 MLS SuperDraft

Round	Pick	Player	School
1	15	Tommy Muller	Georgetown
2	33	Danchrisandre Delgado	University of San Diego

## Supplemental Draft

Round	Pick	Player	School
1	15	Adam Jahn	Stanford
3	53	Colin Mitchell	Oregon State
4	72	Peter McGlynn	UC Santa Barbara

## 2014 MLS SuperDraft

Round	Pick	Player	School
1	9	JJ Koval	Stanford
2	28	Joe Sofia	UCLA
3	47	A.J. Corrado	Indiana
4	66	Devante Dubose	Virginia Tech
4	74	Billy Knutsen	American

## 2015 MLS SuperDraft

Round	Pick	Player	School
1	4	Fatai Alashe	Michigan State
3	46	Keasel Broome	Providence
4	66	Chimdum Mez	Sacramento State

## 2016 MLS SuperDraft

Round	Pick	Player	School
1	8	Andrew Tarbell	Clemson
2	28	Patrick Hodan	Notre Dame
3	49	Kip Colvey	Cal Poly
4	69	Tyler Thompson	Stanford

# ALL-TIME RECORDS

## MONTH-BY-MONTH

THE CLUB

2015 REVIEW

CLUB HISTORY

OPPONENTS

MEDIA INFO

March	MLS	Overall
1996	0-0	0-0
1997	1-1	1-1
1998	0-2	0-2
1999	1-1	1-1
2000	0-1-0	0-1-0
2001	0-0-0	0-0-0
2002	1-1-0	3-1-0
2003	0-0-0	1-1-0
2004	0-0-0	1-1-0
2005	0-0-0	0-0-0
2008	0-0-0	0-0-0
2009	1-1-0	1-1-0
2010	0-1-0	0-1-0
2011	1-1-0	1-1-0
2012	3-1-0	3-1-0
2013	2-2-1	2-2-1
2014	0-2-1	0-2-3
2015	2-2-0	2-2-0
<b>Totals</b>	<b>12-16-2</b>	<b>15-17-4</b>

June	MLS	Overall
1996	4-2	5-2
1997	2-3	2-4
1998	0-4	2-4
1999	3-2	4-2
2000	2-1-3	3-1-3
2001	3-0-1	4-2-1
2002	4-1-0	4-1-0
2003	2-1-2	3-1-2
2004	1-0-2	1-1-2
2005	3-0-2	3-0-2
2008	1-2-2	1-2-2
2009	1-1-1	1-1-1
2010	0-1-2	1-1-2
2011	2-1-1	2-1-1
2012	3-0-0	4-1-0
2013	2-2-0	2-2-0
2014	0-2-0	1-3-0
2015	2-0-1	3-0-1
<b>Totals</b>	<b>35-23-17</b>	<b>46-29-17</b>

Sept.	MLS	Overall
1996	2-4	3-5
1997	2-3	3-3
1998	3-3	3-3
1999	4-2	4-2
2000	1-1-0	1-1-0
2001	1-1-0	3-1-0
2002	1-2-0	1-4-1
2003	3-1-0	4-1-0
2004	1-3-1	1-3-1
2005	4-0-1	4-0-1
2008	1-1-1	1-2-1
2009	1-0-2	2-0-3
2010	3-1-1	3-1-1
2011	1-1-2	1-1-2
2012	3-0-2	4-0-2
2013	3-0-1	4-0-1
2014	0-2-3	0-2-3
2015	1-2-2	1-2-2
<b>Totals</b>	<b>35-27-16</b>	<b>43-31-18</b>

April	MLS	Overall
1996	1-3	1-3
1997	2-2	2-2
1998	2-3	2-3
1999	4-1	4-1
2000	2-2-2	2-2-2
2001	1-2-1	1-2-1
2002	2-1-1	3-2-1
2003	2-0-1	2-0-1
2004	1-2-1	1-2-1
2005	1-1-3	1-1-3
2008	1-3-0	1-4-0
2009	0-2-2	0-3-2
2010	2-1-0	2-2-0
2011	0-3-2	0-3-2
2012	3-0-1	3-0-1
2013	0-1-3	0-1-3
2014	1-0-2	1-0-2
2015	1-2-0	1-2-0
<b>Totals</b>	<b>26-29-19</b>	<b>29-33-19</b>

July	MLS	Overall
1996	2-4	2-4
1997	1-5	2-5
1998	3-2	4-4
1999	2-2	2-2
2000	1-3-1	2-3-2
2001	2-2-1	3-3-1
2002	3-3-0	5-3-0
2003	2-1-2	2-1-2
2004	1-3-1	2-3-1
2005	3-1-1	3-1-1
2008	0-1-3	1-1-3
2009	0-2-2	0-2-2
2010	1-1-3	1-1-4
2011	0-3-4	1-3-4
2012	2-2-2	2-2-3
2013	2-2-0	3-2-0
2014	1-2-1	1-3-1
2015	0-4-0	0-7-0
<b>Totals</b>	<b>26-43-21</b>	<b>36-50-24</b>

October	MLS	Overall
1996	0-0	1-1
1997	0-0	0-0
1998	0-0	0-0
1999	1-1	1-1
2000	0-0-0	0-0-0
2001	0-0-0	3-1-0
2002	0-0-0	0-0-0
2003	0-2-2	0-3-2
2004	0-0-3	1-1-3
2005	2-0-1	2-1-2
2008	1-3-1	2-3-1
2009	1-2-2	1-2-2
2010	2-3-1	2-4-1
2011	2-1-1	2-1-1
2012	1-0-2	1-0-2
2013	2-0-1	3-0-1
2014	0-4-1	1-4-1
2015	1-1-1	1-1-1
<b>Totals</b>	<b>13-17-16</b>	<b>21-23-17</b>

May	MLS	Overall
1996	3-2	3-3
1997	1-4	1-4-1
1998	3-2	4-2-1
1999	1-3	1-3
2000	0-3-2	0-3-2
2001	4-0-2	4-0-2
2002	2-1-1	2-1-1
2003	2-1-1	2-1-2
2004	2-1-2	3-1-2
2005	2-2-1	2-2-1
2008	1-3-1	1-3-1
2009	1-4-0	1-4-0
2010	3-1-1	3-1-1
2011	2-0-2	3-1-2
2012	2-2-2	3-2-2
2013	1-2-2	1-3-2
2014	3-2-1	3-2-1
2015	2-1-3	2-1-3
<b>Totals</b>	<b>35-34-21</b>	<b>37-35-22</b>

August	MLS	Overall
1996	3-2	3-2
1997	3-2	3-3
1998	2-3	2-3
1999	3-1	3-2
2000	1-6-0	1-7-0
2001	2-2-1	3-2-1
2002	1-2-1	1-3-1
2003	3-1-1	3-2-1
2004	3-1-1	4-2-1
2005	3-0-1	4-1-2
2008	3-0-1	3-0-1
2009	2-2-0	2-2-0
2010	2-2-0	2-2-0
2011	0-2-2	0-2-2
2012	2-1-0	2-1-0
2013	2-2-1	2-4-1
2014	1-2-3	1-2-3
2015	4-1-1	4-1-1
<b>Totals</b>	<b>40-32-13</b>	<b>42-41-14</b>

Nov.	MLS	Overall
1996	0-0	0-1
1997	0-0	0-0-1
1998	0-0	0-1
1999	0-0	0-0
2000	0-0-0	0-0-0
2001	0-0-0	0-0-0
2002	0-0-0	0-0-0
2003	0-0-0	3-1-0
2004	0-0-0	0-0-0
2005	0-0-0	0-0-0
2008	0-0-0	0-0-0
2009	0-0-0	0-0-0
2010	0-0-0	1-1-0
2011	0-0-0	0-0-0
2012	0-0-0	1-1-0
2013	0-0-0	0-0-0
2014	0-0-0	0-0-0
2015	0-0-0	0-0-0
<b>Totals</b>	<b>0-0-0</b>	<b>5-5-1</b>

## ALL-TIME SHOOTOUTS

(MLS Regular-Season Games)

Year	Home	Away	Total
1996	2-5	1-1	3-6
1997	2-3	1-3	3-6
1998	3-3	0-2	3-5
1999	7-0	3-3	10-3
<b>Totals</b>	<b>14-11</b>	<b>5-9</b>	<b>19-20</b>

## ALL-TIME OVERTIME GAMES

(MLS Regular-Season Games)

Year	Home	Away	Total
2000	0-0-5	0-1-3	0-1-8
2001	0-0-3	0-0-3	0-0-6
2002	1-0-1	0-0-2	1-0-3
2003	0-0-4	0-0-5	0-0-9
<b>Totals</b>	<b>1-0-13</b>	<b>0-1-13</b>	<b>1-1-26</b>

# ALL-TIME ROSTER

<b>A</b>	
Agogo, Junior (F)	2001
Agoos, Jeff (D)	2001-04
Alas, Jaime (M)	2013
Alashe, Fatai (M)	2015
Alexandre, Jean-Marc (M)	2012
Aloisi, Chris (D)	2005
Alvarez, Arturo (M)	2003-04, 2008-10
Amarikwa, Quincy (F)	2009-10, 2015
Amaya, Rafael (D/M)	1996
Ampaipitakwong, Anthony (M)	2011
Attakora, Nana (D)	2011, 2013
Azizi, Khodadad (F)	2000

<b>B</b>	
Baca, Rafael (M)	2011-13
Baicher, Jeff (F/M)	1996-99
Ballouchy, Mehdi (M)	2012-13
Barclay, Devin (F/M)	2002
Barklage, Brandon (D)	2014
Barrera, Leandro (M)	2015
Barrett, Wade (D/M)	1998-02, 2005
Beitashour, Steven (D)	2010-13
Bernárdez, Victor (D)	2012-15
Bingham, David (G)	2011-15
Bower, Scott (MF)	1999-02
Bravo, Paul (F/M)	1996
Brose, Dario (M)	1999-01
Brown, Chris (MF)	2004
Burling, Bobby (D)	2009-11
Burns, Mike (D)	2000
Busch, Jon (G)	2010-14
Butler, Altimont (M)	1996

<b>C</b>	
Calichman, Dan (D)	2000
Califf, Danny (D)	2005
Campos, Pablo (F)	2009
Cannon, Joe (G)	1999-02, 2008-10
Carrieri, Chris (F)	2001
Cato, Cordell (M)	2013-15
Cerritos, Ronald (F/M)	1997-01, 2005
Chavez, Marvin (M)	2012-13
Ching, Brian (F)	2003-05
Chung, Mark (M)	2005
Clark, Jamie (D)	1999-00
Clark, Ricardo (M)	2005
Cloutier, Braeden (M)	1998-99
Cochrane, Ryan (D)	2004-05, 2008-09
Conrad, Jimmy (D)	1999-02
Conteh, Abdul Thompson (F)	2000
Convey, Bobby (M)	2009-11
Conway, Jon (G)	2000-05
Corrales, Ramiro (D/M)	1996-97, 2001-04, 2008-13
Cronin, Sam (M)	2010-14
Cruz, Arnold (D)	1997
Cunliffe, John (F)	2008

<b>D</b>	
Davis, Brad (M)	2005
Dawkins, Simon (MF)	2011-12
Dayak, Troy (D)	1996-98, 2001-05
Denton, Eric (D)	2008-09
De Rosario, Dwayne (F)	2001-05
Diaz Arce, Raul (F)	1999
Diaz Pizarro, Cesar (F)	2012
Djalo, Yannick (M)	2014
Dombrowski, Tighe (M)	2004-05
Donovan, Landon (F)	2001-04
Doyle, John (D)	1996-00
Draguicevich, Oscar (D)	1996-98
Dunivant, Todd (D)	2003-04

<b>E</b>	
Eastman, Gabe (D)	2000
Eduardo (F)	2010
Edwards, Ryan (F)	2000
Ekelund, Ronnie (M)	2001-04
Elliott, Simon (M)	2009
Erenaló, Michael (MD)	1996-97
Espinoza, Missael (F/M)	1996
Evans, Justin (M)	2000

<b>F</b>	
Faria, Rodrigo (F)	2003
Farias, Carlos (M)	1999
Figueroa, Vicente (D)	1998

Francis, Shaun (D)	2014-15
Frye, Adam (D)	1999
Fucito, Mike (F)	2013-15

<b>G</b>	
Garcia, Matias Perez (M)	2014-15
Garcia, Nick (D)	2008-09
Gargan, Dan (D)	2013
Garza, Sam (M)	2012-14
Geovanni (F)	2010
Gjertsen, Joey (M)	2010-12
Glen, Cornell (F)	2009-10
Glinton, Gavin (F)	2008
Godoy, Anibal (M)	2015
Goldthwaite, Kevin (D)	2005
Gonzalez, Luchi (F)	2002
Goodson, Clarence (D)	2013-15
Gordon, Alan (F)	2011-14
Gorlitz, Andreas (D)	2014
Gough, Richard (D)	1998
Grabavoy, Ned (M)	2008
Gray, Kelly (D)	2005, 2008-09
Graziani, Ariel (F)	2002
Griffin, Maxwell (F)	2011
Guerrero, Ivan (M)	2008
Gutierrez, Henry (M)	1996
Guzman, Daniel (F)	1997

<b>H</b>	
Harden, Ty (D)	2013-15
Harris, Atiba (F)	2014
Hart, Wes (D)	2004-05
Henderson, Ryshiem (F)	1996
Hernandez, Jason (D)	2008-14
Holocher, Paul (M)	1996
Huckerby, Darren (M)	2008-09

<b>I</b>	
Ianni, Tayt (D/M)	1996-97
Ibsen, Zak (D/M)	2001-02
Innocent (F)	2015
Iroha, Ben (MD)	1996-97

<b>J</b>	
Jahn, Adam (F)	2013-15
Jair (M)	1999
Jasseh, Omar (M)	2010-11
Jean Philippe, Peguero (F)	2008
Johnson, Ryan (MF)	2008-11

<b>K</b>	
Kamara, Kei (F)	2008
Karapetyan, Harut (F)	1998, 2000
Kinnear, Dominic (M)	1997
Kirk, Andy (G)	1998
Kirovski, Jovan (F)	2008
Knutsen, Billy (GK)	2014
Koval, JJ (M)	2014-15
Krakowiak, Wojtek (M)	2000-01
Kramer, David (G)	1997-99

<b>L</b>	
Lagos, Manny (M)	2001-03
Leitch, Chris (D)	2009-11
Lenhart, Steven (F)	2011-14
Levesque, Roger (F)	2003-05
Lewis, Eddie (MD)	1996-99
Lima, Francisco (M)	2008
Liner, Tom (G)	1996-97
Lozzano, Lawrence (F)	1997-98
Luzunaris, Matt (F)	2011

<b>M</b>	
Martin, Tim (D)	1996-98
Martinez, Walter (M)	2013
Martinez, Joey (D)	1999
McDonald, Brandon (D/M)	2009-11
McLoughlin, Ellis (F/M)	2011
Medved, Shawn (M)	1997-98
Mella, Victor (F/M)	1996, 1998
Montoya, Alberto (M)	1998
Moreira, Andre Luiz (M)	2009-11
Moreno, Alejandro (F)	2005
Morrow, Justin (D)	2010-13
Mullan, Brian (M)	2003-05
Muller, Tommy (D)	2014
Mulrairie, Travis (M)	2000
Mulrooney, Richard (M)	1999-04

<b>N</b>	
Nash, Julian (F)	2005
Nyassi, Sanna (M)	2015

<b>O</b>	
O'Brien, Leighton (M)	1999
O'Brien, Ronnie (M)	2008
Onalfo, Curt (D)	1997
Onstad, Pat (G)	2003-05
Opara, Ike (D)	2010-12
O'Rourke, Danny (M)	2005

<b>P</b>	
Pelosi, Marc (M)	2015
Peterson, Jacob (M)	2011
Pierazzi, Jean-Baptiste (M)	2014-15
Pintos, Pablo (D)	2014
Pitchkolan, Aaron (D/M)	2009
Porter, Caleb (M)	1999

<b>R</b>	
Renato, Paulo	2015
Ribeiro, Antonio (M)	2009
Riley, James (D)	2008
Ring, Brad (M)	2010-13
Roberts, Jamil (D)	2008
Robinson, Eddie (D)	2001-05
Robles, Javier (M)	2010
Rodas, Jorge (M)	1996
Rodriguez, Esmundo (M)	1997-2000
Ronér, Chris (D)	2002-04
Russell, Ian (M)	2000-05

<b>S</b>	
Salinas, Shea (M)	2008-09, 2012-15
Salzwedel, Dave (G)	1996-97
Sanchez, Ramon (M)	2009-10
Savarese, Giovanni (F)	2000
Schuler, Billy (F)	2014
Sealy, Scott (F)	2008, 2010-11
Sebapole, Brian (F)	1998
Sequeira, Alejandro (F)	1999
Sherrod, Mark (F)	2015
Smarte, Adam (MF)	2008
Solis, Mauricio (M)	1999-00
Somma, Davide (F)	2008
Stephenson, Khari (M)	2010-12, 2014-15
Stewart, Jordan (D)	2013-15
Sullivan, Christopher (MF)	1997

<b>T</b>	
Tinsley, Ryan (M)	1999-00
Thompson, Tommy (M)	2014-15
Tracy, Marcus (F)	2013

<b>U</b>	
Urbanyi, Istvan (M)	1997
Uribe, Francisco (F)	1998

<b>V</b>	
Vasquez, Martin (M)	1998
Vide, Joe (M)	2008

<b>W</b>	
Waibel, Craig (D)	2003-05
Walker, Jamil (F)	2003-04
Ward, Tim (D)	2010-12
Weaver, Cam (F)	2009
Weaver, Tim (D)	1998-99
Weber, Andrew (G)	2009-11
Wondolowski, Chris (F)	2005, 2009-15
Wright, Mauricio (D)	1999-00
Wynalda, Eric (F)	1996-98
Wynne, Marvell (D)	2015

<b>Z</b>	
Zaher, Mike (D)	2009
Zayner, Jed (D)	2012
Zico (Milton Antonio Nunes) (M)	1997
Zura, Edmundo (F)	2011

(Players who have appeared in at least one MLS game)

THE CLUB

2015 REVIEW

CLUB HISTORY

OPPONENTS

MEDIA INFO

# ALL-TIME CAREER RECORDS

## YEAR-BY-YEAR HEAD COACH - MLS GAMES

YEAR	COACH	W	L	T	PCT	OT	SHO	PTS
1996	Laurie Calloway	15	17	0	.469	0-0-0	3-6	39
1997	Laurie Calloway	5	10	0	.333	0-0-0	2-4	11
	Brian Quinn	7	10	0	.412	0-0-0	1-2	19
1998	Brian Quinn	13	19	0	.406	0-0-0	3-5	33
1999	Brian Quinn	15	12	0	.556	0-0-0	10-2	25
	Jorge Espinoza	2	0	0	1.000	0-0-0	0-0	6
	Lothar Osiander	2	1	0	.667	0-0-0	0-1	6
2000	Lothar Osiander	7	17	8	.344	0-1-8	0-0	29
2001	Frank Yallop	13	7	6	.615	0-0-6	0-0	45
2002	Frank Yallop	14	11	3	.554	1-0-3	0-0	45
2003	Frank Yallop	14	7	9	.617	0-0-9	0-0	51
2004	Dominic Kinnear	9	10	11	.483	0-0-0	0-0	38
2005	Dominic Kinnear	18	4	10	.719	0-0-0	0-0	64
2008	Frank Yallop	8	13	9	.417	0-0-0	0-0	33
2009	Frank Yallop	7	14	9	.383	0-0-0	0-0	30
2010	Frank Yallop	13	10	7	.550	0-0-0	0-0	46
2011	Frank Yallop	8	12	14	.441	0-0-0	0-0	38
2012	Frank Yallop	19	6	9	.691	0-0-0	0-0	66
2013	Frank Yallop	3	6	6	.400	0-0-0	0-0	15
	Mark Watson	11	5	3	.658	0-0-0	0-0	36
2014	Mark Watson	6	16	12	.353	0-0-0	0-0	30
2015	Dominic Kinnear	13	13	8	.500	0-0-0	0-0	47
<b>TOTALS</b>		<b>222</b>	<b>220</b>	<b>124</b>	<b>.502</b>	<b>1-1-26</b>	<b>25-21</b>	<b>752</b>

## YEAR-BY-YEAR TEAM RESULTS

Year	Record	Pct.	Finish	Playoffs	Overall Record
1996	15-17	.469	4th in West	Conference Semifinals	18-21
1997	12-20	.375	5th in West	---	14-22-2
1998	13-19	.406	5th in West	---	17-22-1
1999	19-13	.594	5th in West	---	20-14
2000	7-17-8	.344	4th in West	---	9-18-9
2001	13-7-6	.615	2nd in West	MLS Cup Champions	21-11-6
2002	14-11-3	.554	2nd in West	Quarterfinals	19-15-4
2003	14-7-9	.617	1st in West	MLS Cup Champions	20-11-10
2004	9-10-11	.483	4th in West	West Conference Semifinals	14-14-11
2005	18-4-10	.719	1st in West	West Conference Semifinals	19-6-12
2008	8-13-9	.417	T6th in West	---	10-15-9
2009	7-14-9	.383	8th in West	---	7-15-10
2010	13-10-7	.550	6th in West	Eastern Conference Championship	15-13-8
2011	8-12-14	.441	7th in West	---	10-13-14
2012	19-6-9	.691	1st in West	Western Conference Semifinals	23-8-10
2013	14-11-9	.544	6th in West	---	17-14-9
2014	6-16-12	.353	9th in West	---	8-18-14
2015	13-13-8	.500	7th in West	---	14-16-8
<b>Totals</b>	<b>222-220-124</b>	<b>.502</b>			<b>275-266-137</b>

Year	Home MLS (Overall)	Away MLS (Overall)	Neutral MLS (Overall)
1996	9-7 (11-8)	6-10 (7-13)	0-0 (0-0)
1997	6-10 (6-11-2)	6-10 (8-11)	0-0 (0-0)
1998	8-8 (8-10)	5-11 (9-11)	0-0 (0-1-1)
1999	13-3 (13-4)	6-10 (7-10)	0-0 (0-0)
2000	5-6-5 (6-6-5)	2-11-3 (3-12-4)	0-0-0
2001	8-2-3 (10-3-3)	5-5-3 (10-8-3)	0-0-0 (1-0-0)
2002	12-1-1 (14-3-1)	2-10-2 (5-12-2)	0-0-0 (0-0-1)
2003	7-4-4 (10-5-4)	7-3-5 (9-6-6)	0-0-0 (1-0-0)
2004	5-2-8 (8-3-8)	4-8-3 (6-11-3)	0-0-0 (0-0-0)
2005	9-0-7 (9-1-9)	9-4-3 (10-5-3)	0-0-0 (0-0-0)
2008	6-5-4 (8-6-4)	2-8-5 (2-9-5)	0-0-0 (0-0-0)
2009	6-5-4 (6-6-5)	1-9-5 (1-9-5)	0-0-0 (0-0-0)
2010	7-5-3 (7-6-4)	6-5-4 (6-5-4)	0-0-0 (1-0-0)
2011	5-4-8 (6-4-8)	3-8-6 (4-8-6)	0-0-0 (0-0-0)
2012	10-1-6 (13-2-7)	9-5-3 (0-0-0)	0-0-0 (0-0-0)
2013	11-1-5 (14-1-5)	3-10-4 (3-13-4)	0-0-0 (0-0-0)
2014	5-6-6 (7-7-7)	1-10-6 (1-11-7)	0-0-0 (0-0-0)
2015	8-3-6 (9-6-6)	5-10-2 (5-10-2)	0-0-0 (0-0-0)
<b>Totals</b>	<b>140-73-70 (153-91-62)</b>	<b>82-147-54 (96-164-54)</b>	<b>0-0-0 (3-1-2)</b>

THE CLUB

2015 REVIEW

CLUB HISTORY

OPPONENTS

MEDIA INFO

# ALL-TIME CAREER LEADERS

## GAMES PLAYED

PL.	PLAYER	GP
1.	Ramiro Corrales	250
2.	Chris Wondolowski	192
3.	Joe Cannon	171
4.	Jason Hernandez	165
5.	Richard Mulrooney	163
6.	Shea Salinas	158
7.	Jon Busch	150
8.	Ronald Cerritos	148
9.	Wade Barrett	142
10.	Sam Cronin	140

## GAMES STARTED

PL.	PLAYER	GS
1.	Ramiro Corrales	228
2.	Chris Wondolowski	180
3.	Joe Cannon	171
4.	Jason Hernandez	161
5.	Richard Mulrooney	155
6.	Jon Busch	150
7.	Ronald Cerritos	142
8.	Wade Barrett	136
9.	Sam Cronin	132
10.	John Doyle	129

## MINUTES PLAYED

PL.	PLAYER	MINUTES
1.	Ramiro Corrales	20188
2.	Chris Wondolowski	16290
3.	Joe Cannon	15561
4.	Jason Hernandez	14259
5.	Richard Mulrooney	14204
6.	Jon Busch	13455
7.	Ronald Cerritos	12382
8.	Wade Barrett	12218
9.	Sam Cronin	11480
10.	John Doyle	11385

## GOALS

PL.	PLAYER	GP	GOALS
1.	Chris Wondolowski	192	105
2.	Ronald Cerritos	148	61
3.	Landon Donovan	87	32
4.	Dwayne De Rosario	108	27
5.	Brian Ching	56	25
6.	Eric Wynalda	57	21
T7.	Jeff Baicher	102	20
T7.	Steven Lenhart	72	20
9.	Alan Gordon	64	18
10.	Ryan Johnson	99	17

## ASSISTS

PL.	PLAYER	GP	ASSISTS
1.	Ronald Cerritos	148	47
2.	Richard Mulrooney	163	44
3.	Eddie Lewis	115	35
4.	Shea Salinas	158	33
5.	Ramiro Corrales	250	32
6.	Dwayne De Rosario	108	31
T7.	Landon Donovan	87	29
T7.	Eric Wynalda	57	29
9.	Wade Barrett	142	24
10.	Brian Mullan	83	23

## SHOTS

PL.	PLAYER	GP	SHOTS
1.	Chris Wondolowski	192	596
2.	Ronald Cerritos	148	327
3.	Ramiro Corrales	250	270
4.	Dwayne De Rosario	108	232
5.	Landon Donovan	87	192
6.	Khari Stephenson	92	166
7.	Steven Lenhart	72	164
T8.	Eddie Lewis	115	156
T8.	Eric Wynalda	57	156
10.	Jeff Baicher	102	151

## SHOTS ON GOAL

PL.	PLAYER	GP	SOG
1.	Chris Wondolowski	192	273
2.	Ronald Cerritos	148	191
3.	Dwayne De Rosario	108	109
4.	Landon Donovan	87	101
5.	Ramiro Corrales	250	88
6.	Eric Wynalda	57	83
7.	Ryan Johnson	99	77
8.	Eddie Lewis	115	76
9.	Jeff Baicher	102	74
10.	Steven Lenhart	72	72

## FOULS COMMITTED

PL.	PLAYER	GP	FC
1.	Ramiro Corrales	250	338
2.	John Doyle	132	244
3.	Richard Mulrooney	163	193
4.	Wade Barrett	142	172
T5.	Sam Cronin	140	167
T5.	Brian Mullan	83	167
T5.	Chris Wondolowski	192	167
8.	Jeff Baicher	102	160
9.	Ian Russell	131	157
10.	Ronnie Ekelund	91	148

## FOULS SUFFERED

PL.	PLAYER	GP	FS
1.	Richard Mulrooney	163	354
2.	Ramiro Corrales	250	279
3.	Brian Mullan	83	202
4.	Jeff Baicher	102	188
5.	Eddie Lewis	115	175
6.	Chris Wondolowski	192	172
7.	Landon Donovan	87	169
8.	Ronald Cerritos	148	168
9.	Steven Lenhart	72	163
10.	Dwayne De Rosario	108	154

## CAUTIONS (YELLOWS)

PL.	PLAYER	GP	C
1.	Ramiro Corrales	250	57
2.	Victor Bernardez	104	27
3.	Steven Lenhart	72	25
4.	John Doyle	132	24
T5.	Jason Hernandez	165	23
T5.	Chris Wondolowski	192	23
T7.	Jimmy Conrad	84	21
T7.	Michael Emenalo	56	21
T9.	Sam Cronin	140	20
T9.	Troy Dayak	129	20
T9.	Richard Mulrooney	163	20



# ALL-TIME CAREER LEADERS

THE CLUB

2015 REVIEW

CLUB HISTORY

OPPONENTS

MEDIA INFO



## EJECTIONS (RED CARDS)

PL.	PLAYER	GP	E
1.	Ramiro Corrales	250	5
2.	Jason Hernandez	165	4
T3.	Victor Bernardez	104	3
T3.	John Doyle	132	3
14 players tied with 2			

## CORNER KICKS

PL.	PLAYER	GP	CK
1.	Richard Mulrooney	163	456
2.	Shea Salinas	158	289
3.	Eric Wynalda	57	204
4.	Eddie Lewis	115	201
5.	Bobby Convey	75	173
6.	Matias Perez Garcia	33	138
7.	Marvin Chavez	42	127
8.	Jeff Agoos	84	125
9.	Darren Huckerby	28	85
10.	Jeff Baicher	102	69

## OFFSIDES

PL.	PLAYER	GP	OFFSIDE
1.	Ronald Cerritos	148	195
2.	Chris Wondolowski	192	124
3.	Dwayne De Rosario	108	95
T4.	Ryan Johnson	99	68
T4.	Eric Wynalda	57	68
6.	Steven Lenhart	72	57
7.	Lawrence Lozzano	41	52
8.	Alan Gordon	64	51
9.	Jeff Baicher	102	44
10.	Ian Russell	131	38

## GAME-WINNING GOALS

PL.	PLAYER	GP	GWG
1.	Chris Wondolowski	192	36
2.	Ronald Cerritos	148	15
3.	Landon Donovan	87	10
4.	Dwayne De Rosario	108	8
5.	Ariel Graziani	28	6
T6.	Brian Ching	56	5
T6.	Alan Gordon	64	5
T6.	Ryan Johnson	99	5
T6.	Steven Lenhart	72	5
7 players tied with 4			

## GAME-WINNING ASSISTS

PL.	PLAYER	GP	GWA
1.	Richard Mulrooney	163	14
2.	Dwayne De Rosario	108	12
T3.	Ronald Cerritos	148	10
T3.	Ramiro Corrales	250	10
T3.	Shea Salinas	158	10
6.	Landon Donovan	87	9
T7.	Wade Barrett	142	8
T7.	Eddie Lewis	115	8
T9.	Bobby Convey	75	7
T9.	Brian Mullan	83	7
T9.	Ian Russell	131	7

## HAT TRICKS

PL.	PLAYER	GP	HATS
1.	Chris Wondolowski	192	4
T2.	Dwayne De Rosario	108	1
T2.	Landon Donovan	87	1
T2.	Steven Lenhart	72	1

## MULTI-GOAL GAMES

PL.	PLAYER	GP	MGG
1.	Chris Wondolowski	192	17
2.	Ronald Cerritos	148	8
3.	Landon Donovan	87	7
4.	Steven Lenhart	72	5
T5.	Jeff Baicher	102	3
T5.	Paul Bravo	31	3
T5.	Brian Ching	56	3
T5.	Ariel Graziani	28	3
T5.	Manny Lagos	79	3
T5.	Eric Wynalda	57	3

## PENALTY-KICK GOALS

PL.	PLAYER	GP	PKG
1.	Chris Wondolowski	192	18
2.	Ronald Cerritos	148	7
3.	Ronnie Ekelund	91	5
4.	Eric Wynalda	57	5
T5.	Dario Brose	56	2
T5.	Landon Donovan	87	2
T5.	Khari Stephenson	88	2
9 players tied with 1			



# ALL-TIME HIGHS & LOWS

## GOALS PER GAME

PL.	PLAYER	GP	G	AVG
1.	Chris Wondolowski	192	105	0.55
2.	Brian Ching	56	25	0.45
3.	Ronald Cerritos	148	61	0.41
T4.	Eric Wynalda	57	21	0.37
T4.	Landon Donovan	87	32	0.37
6.	Dwayne De Rosario	108	27	0.25
7.	Jeff Baicher	102	20	0.20

Minimum: 20 goals

## ASSISTS PER GAME

PL.	PLAYER	GP	A	AVG
1.	Eric Wynalda	57	29	0.51
2.	Landon Donovan	87	29	0.33
3.	Ronald Cerritos	148	47	0.32
4.	Eddie Lewis	115	35	0.30
5.	Dwayne De Rosario	108	31	0.29
6.	Brian Mullan	83	23	0.28
7.	Richard Mulrooney	163	44	0.27
8.	Shea Salinas	158	33	0.21
9.	Wade Barrett	142	24	0.17
10.	Ian Russell	131	20	0.15

Minimum: 20 assists

## GOALS PER 90 MIN.

PL.	PLAYER	MIN	GOALS	AVG
1.	Chris Wondolowski	16,290	105	0.58
2.	Brian Ching	4,179	25	0.54
3.	Ronald Cerritos	12,382	61	0.44
T4.	Eric Wynalda	4,673	21	0.40
T4.	Landon Donovan	7,247	32	0.40
6.	Dwayne De Rosario	6,984	27	0.35
7.	Jeff Baicher	6,912	20	0.26

Minimum: 20 goals

## ASSISTS PER 90 MIN.

PL.	PLAYER	MIN	ASTS	AVG
1.	Eric Wynalda	4673	29	0.56
2.	Dwayne De Rosario	6984	31	0.40
T3.	Landon Donovan	7247	29	0.36
T3.	Eddie Lewis	8867	35	0.36
5.	Ronald Cerritos	12382	47	0.34
6.	Shea Salinas	10,022	33	0.30
7.	Brian Mullan	7127	23	0.29
8.	Richard Mulrooney	14204	44	0.28
9.	Ian Russell	8146	20	0.22
10.	Wade Barrett	12218	24	0.18

Minimum: 20 assists

## SCORING PCT.

PL.	PLAYER	GP	SHOTS	G	PCT
1.	Brian Ching	56	115	25	21.7
2.	Ronald Cerritos	148	327	61	18.7
3.	Chris Wondolowski	192	596	105	17.6
4.	Landon Donovan	87	192	32	16.7
5.	Eric Wynalda	57	156	21	13.5
6.	Jeff Baicher	102	151	20	13.2
7.	Steven Lenhart	72	164	20	12.2
8.	Dwayne De Rosario	108	232	27	11.6

Minimum: 20 goals

## SHOTS ON GOAL PCT.

PLAYER	GP	Shots	SOG	PCT
1. Ronald Cerritos	148	327	191	58.4
2. Eric Wynalda	57	156	83	53.2
3. Ryan Johnson	99	145	77	53.1
4. Landon Donovan	87	192	101	52.6
5. Eddie Lewis	115	156	76	48.7
6. Dwayne De Rosario	108	232	109	47.0
7. Chris Wondolowski	192	596	273	45.8
8. Ramiro Corrales	250	270	88	32.6

Minimum: 75 shots on goal

## SHOOTOUTS

Pl.	Player	Years	G-Att.
1.	Eddie Lewis	96-99	12-21
2.	Ronald Cerritos	97-01	11-19
3.	Eric Wynalda	96-98	10-19
4.	Jeff Baicher	96-99	7-18
5.	Jamie Clark	99-00	5-10

## GAMES PLAYED IN GOAL

Pl.	Player	GP
1.	Joe Cannon	171
2.	Jon Busch	150
3.	Pat Onstad	84
4.	David Kramer	44
5.	David Bingham	39
6.	Dave Salzwedel	34
7.	Tom Liner	22
8.	Jon Conway	18
9.	Andy Kirk	9
10.	Andrew Weber	2



# ALL-TIME HIGHS & LOWS

THE CLUB

2015 REVIEW

CLUB HISTORY

OPPONENTS

MEDIA INFO

## GAMES STARTED IN GOAL

Pl.	Player	GS
1.	Joe Cannon	171
2.	Jon Busch	150
3.	Pat Onstad	84
4.	David Kramer	44
5.	David Bingham	38
6.	Dave Salzwedel	30
7.	Tom Liner	22
8.	Jon Conway	17
9.	Andy Kirk	8
10.	Andrew Weber	2

## MINUTES PLAYED IN GOAL

Pl.	Player	MIN
1.	Joe Cannon	15,561
2.	Jon Busch	13,455
3.	Pat Onstad	7,640
4.	David Kramer	3,866
5.	David Bingham	3,465
6.	Dave Salzwedel	2,847
7.	Tom Liner	1,892
8.	Jon Conway	1,551
9.	Andy Kirk	755
10.	Andrew Weber	180

## GOALS AGAINST AVG.

Pl.	Player	GP	GAA
1.	Pat Onstad	84	1.08
2.	Jon Busch	150	1.30
3.	Joe Cannon	171	1.32

Minimum: 4,500 minutes played

## WINNING PCT.

Pl.	PLAYER	GP	PCT
1.	Pat Onstad	84	.631
2.	Jon Busch	150	.500
3.	Joe Cannon	171	.488
4.	David Kramer	44	.455

Minimum: 20 wins

## WINS

Pl.	PLAYER	GP	WON
1.	Joe Cannon	171	66
2.	Jon Busch	150	50
3.	Pat Onstad	84	39
4.	David Kramer	44	20
5.	David Bingham	39	17
6.	Dave Salzwedel	34	15
7.	Tom Liner	22	7
8.	Jon Conway	18	4
9.	Andy Kirk	9	3
10.	Andrew Weber	2	1

## LOSSES

Pl.	PLAYER	GP	LOSSES
1.	Joe Cannon	171	70
2.	Jon Busch	150	50
3.	David Kramer	44	24
4.	Pat Onstad	84	17
5.	Dave Salzwedel	34	16
T6.	David Bingham	39	14
T6.	Tom Liner	22	14
8.	Jon Conway	18	10
9.	Andy Kirk	9	5

## SAVES

Pl.	PLAYER	GP	SAVES
1.	Joe Cannon	171	693
2.	Jon Busch	150	510
3.	Pat Onstad	84	306
4.	David Kramer	44	162
5.	Dave Salzwedel	34	125
6.	David Bingham	39	124
7.	Tom Liner	22	89
8.	Jon Conway	18	71
9.	Andy Kirk	9	34
10.	Andrew Weber	2	11



## SHUTOUTS

PLAYER	GP	SHO
1.	Joe Cannon	44
2.	Jon Busch	36
3.	Pat Onstad	27
4.	David Bingham	12
T5.	David Kramer	6
T5.	Dave Salzwedel	6
7.	Jon Conway	5
8.	Tom Liner	4
9.	Andy Kirk	2

## SAVES PERCENTAGE

Pl.	Player	GP	Saves	SOG	PCT
1.	Pat Onstad	84	306	406	75.4
2.	Joe Cannon	171	693	950	72.9
3.	Jon Busch	150	510	721	70.7

Minimum: 175 saves

## INDIVIDUAL HIGHS

### GAMES PLAYED

Career: 250 - Ramiro Corrales  
 Season: 34 - Sam Cronin (2013)  
 34 - Jon Busch (2014)  
 34 - David Bingham (2015)  
 34 - Shea Salinas (2015)

### GAMES STARTED

Career: 228 - Ramiro Corrales  
 Season: 34 - Sam Cronin (2013)  
 34 - Jon Busch (2014)  
 34 - David Bingham (2015)

### MINUTES

Career: 20,188 - Ramiro Corrales  
 Season: 3,060 - Jon Busch (2014)  
 3,060 - David Bingham (2015)

### GOALS

Career: 105 - Chris Wondolowski  
 Season: 27 - Chris Wondolowski (2012)  
 Game: 3 - 7 times  
 Half: 3 - Chris Wondolowski  
 (10/20/2010 vs. CHV, 2nd half)

# ALL-TIME HIGHS & LOWS

## ASSISTS

Career: 47 - Ronald Cerritos  
Season: 14 - Eddie Lewis (1997 and 1999)  
Game: 3 - 6 times  
Half: Ronald Cerritos (08/17/1997 at LA, 1st and 08/09/1998 vs. MET, 2nd)

## SHOTS

Career: 505 - Chris Wondolowski  
Season: 127 - Chris Wondolowski (2012)  
Game: 8 - 5 times  
Half: 7 - Landon Donovan (8/14/04 vs. KC, 1st)  
7 - Simon Dawkins (9/10/11 vs. CHI, 2nd)

## SHOTS ON GOAL

Career: 273 - Chris Wondolowski  
Season: 55 - Chris Wondolowski (2012)  
Game: 5 - 6 times  
Half: 4 - 11 times

## FOULS COMMITTED

Career: 338 - Ramiro Corrales  
Season: 68 - Brian Mullan (2004)  
68 - Eddie Robinson (2005)  
Game: 7 - 4 times  
Half: 6 - 3 times

## FOULS SUFFERED

Career: 354 - Richard Mulrooney  
Season: 102 - Alejandro Moreno (2005)  
Game: 9 - Brian Ching (8/21/2004 vs. DAL)  
Half: 8 - 2 times

## OFFSIDES

Career: 195 - Ronald Cerritos  
Season: 41 - Ronald Cerritos (1998 and 2005)  
Game: 7 - Junior Agogo (8/25/2001 vs. COL)  
Half: 5 - Junior Agogo (8/25/2001 vs. COL, 2nd)

## CORNER KICKS

Career: 456 - Richard Mulrooney  
Season: 129 - Richard Mulrooney (2002)  
Game: 13 - Shea Salinas (9/8/13 vs. PHI and 9/29/13 at CHV)  
Half: 11 - Richard Mulrooney (8/26/00 vs. LA, 1st)

## CAUTIONS

Career: 57 - Ramiro Corrales  
Season: 13 - Michael Emenalo (1996)

## EJECTIONS

Career: 5 - Ramiro Corrales  
Season: 2 - 6 times

## GAME-WINNING GOALS

Career: 36 - Chris Wondolowski  
Season: 11 - Chris Wondolowski (2012)

## GAME-WINNING ASSISTS

Career: 14 - Richard Mulrooney  
Season: 5 - 3 times

## MISC. RECORDS

### FASTEST GOAL FROM START OF GAME

11 seconds (Dwayne De Rosario - 9/27/2003 vs. DAL)

### FASTEST CONSECUTIVE GOALS (One Player)

3 minutes (Brian Ching - 5/22/2004 vs. LA: 45', 48')  
3 minutes (Steven Lenhart - 9/21/13 at RSL, 18', 21')

## GOALKEEPING

### GAMES PLAYED

Career: 171 - Joe Cannon  
Season: 34 - Jon Busch (2014)  
34 - David Bingham (2015)

## GAMES STARTED

Career: 171 - Joe Cannon  
Season: 34 - Jon Busch (2014)  
34 - David Bingham (2015)

## MINUTES

Career: 15,561 - Joe Cannon  
Season: 3,060 - Jon Busch (2014)  
3,060 - David Bingham (2015)

## WINS

Career: 66 - Joe Cannon  
Season: 18 - Pat Onstad (2005)

## LOSSES

Career: 70 - Joe Cannon  
Season: 16 - Jon Busch (2014)

## TIES

Career: 37 - Jon Busch  
Season: 14 - Jon Busch (2011)

## SHUTOUTS


Career: 44 - Joe Cannon  
Season: 12 - Pat Onstad (2005)  
12 - David Bingham (2015)

## GOALS ALLOWED

Career: 228 - Joe Cannon  
Season: 50 - Jon Busch (2014)  
Game: 5 - 3 times  
Half: 4 - 3 times

## SAVES

Career: 693 - Joe Cannon  
Season: 137 - Joe Cannon (2000)  
137 - Jon Busch (2014)  
Game: 12 - Joe Cannon (7/8/2000 at COL)  
Half: 9 - Joe Cannon (4/26/2000 at TB, 2nd)



# ALL-TIME HIGHS & LOWS

THE CLUB

2015 REVIEW

CLUB HISTORY

OPPONENTS

MEDIA INFO

## SHOTS ON GOAL FACED

Career: 950 - Joe Cannon  
Season: 181 - Joe Cannon (2000)  
Game: 14 - Joe Cannon (4/26/00 at TB)

## PENALTY KICK GOALS ALLOWED

Career: 18 - Joe Cannon  
Season: 4 - 3 times  
Game: 2, Robbie Keane (7/17/16 at LA)

## PENALTY KICK ATTEMPTS FACED

Career: 26 - Joe Cannon  
Season: 6 - Joe Cannon (1999)  
Game: 2, Robbie Keane (7/17/16 at LA)

## SHOOTOUT GOALS ALLOWED

Career: 30 - David Kramer  
Season: 19 - David Kramer (1998)  
Game: 8 - Tom Liner (4/21/96 vs. KC)

## SHOOTOUT ATTEMPTS FACED

Career: 69 - David Kramer  
Season: 43 - Joe Cannon (1999)

## TEAM HIGHS

### GAMES PLAYED

Season: 34 - 4 times

### MINUTES

Season: 3,060 - 4 times

### GOALS

Season: 72 - in 2012  
Game: 6 - 8/11/1996 vs. NE  
Game: 6 - 9/19/1999 vs. MIA  
2 Teams: 10 - 5/8/2004 vs. MET  
Half: 5 - 8/11/1996 vs. NE (2nd)

### ASSISTS

Season: 78 - in 1997  
Game: 9 - 9/19/1999 vs. MIA  
2 Teams: 12 - 6/3/2000 vs. COL  
Half: 8 - 6/3/2000 vs. COL (2nd)

### SHOTS

Season: 517 - in 2012  
Game: 29 - 5/22/2004 vs. LA  
2 Teams: 44 - 7/28/12 vs. CHI  
Half: 18 - 9/10/2011 vs. CHI (2nd)

### SHOTS ON GOAL

Season: 211 - in 1998  
Game: 15 - 2 times  
2 Teams: 21 - 4 times  
Half: 10 - 6/28/1997 vs. DAL (2nd)

### FOULS COMMITTED

Season: 528 - in 2005  
Game: 30 - 4/2/2005 vs. NE  
2 Teams: 51 - 4/2/2005 vs. NE  
Half: 23 - 4/2/2005 vs. NE (1st)

### FOULS SUFFERED

Season: 590 - in 2005  
Game: 27 - 9/1/1996 vs. LA  
2 Teams: 51 - 4/2/2005 vs. NE  
Half: 18 - 4/16/05 at CHI (2nd)

### OFFSIDE

Season: 144 - in 1997  
Game: 11 - 4/26/2000 at TB  
2 Teams: 17 - 7/4/1997 at COL  
Half: 7 - 3 times, Last: 4/8/2000 vs. MET (2nd)

### CORNER KICKS

Season: 201 - in 2013



Game: 15 - 3 times, Last: 9/8/13 vs. PHI  
2-Teams: 25 - 5/10/2008 vs. CLB  
Half: 11 - 8/26/2000 vs. LA (1st)

### CAUTIONS

Season: 66 - 2011  
Game: 6 - 2 times, Last: 7/3/2009 at RSL  
2 Teams: 9 - 4/24/1999 at LA  
9 - 9/14/2014 vs. LA  
Half: 5 - 7/3/2009 at RSL (2nd)

### EJECTIONS

Season: 7 - in 2013 and 2015  
Game: 2 - 4 times  
2 Teams: 3 - 6 times

### WINS

Season: 19 - in 1999 and 2012

### LOSSES

Season: 20 - in 1997

### TIES

Season: 14 - in 2011

### SHUTOUTS

Season: 13 - in 2010

### TIMES SHUT OUT

Season: 12 - in 2008

### SHOOTOUT VICTORIES

Season: 10 - in 1999

### SHOOTOUT LOSSES

Season: 6 - in 1996 and 1997

### PENALTY KICK GOALS

Season: 6 - in 2012 and 2015

### PENALTY KICK ATTEMPTS

Season: 8 - in 2012

### GOALS ALLOWED

Season: 60 - in 1998  
Game: 5 - 3 times, Last: 5/8/2004 vs. MET  
2 Teams: 10 - 5/8/2004 vs. MET  
Half: 4 - 3 times

# ALL-TIME HIGHS & LOWS

## SAVES

Season: 168 - in 2000  
Game: 12 - 7/8/2000 at COL  
2 Teams: 18 - 7/8/2000 at COL  
Half: 9 - 4/26/2000 at TB (2nd)

## TEAM LOWS

### GAMES PLAYED

Season: 26 - in 2001

### MINUTES

Season: 2,400 - in 2001

### GOALS

Season: 32 - in 2008

### ASSISTS

Season: 33 - in 2008

### SHOTS

Season: 311 - in 2009  
Game: 3 - 6 times  
2 Teams: 11 - 2 times, Last: 4/14/01 vs. DAL  
Half: 0 - 9 times

### SHOTS ON GOAL

Season: 126 - in 2014  
Game: 0 - 3 times, Last: 10/8/14 at POR  
2 Teams: 1 - 4/19/14 at COL

### FOULS COMMITTED

Season: 286 - in 2010  
Game: 3 - 10/17/09 at CHV  
2 Teams: 11 - 5/17/14 at SEA  
Half: 0 - 2 times, Last: 4/11/15 vs. VAN (2nd)

### FOULS SUFFERED

Season: 305 - in 2010  
Game: 5 - 6 times  
2 Teams: 11 - 2 times, Last 5/17/14 at SEA  
Half: 0 - 9/29/12 vs. DAL (1st)

### OFFSIDES

Season: 53 - in 2014  
2 Teams: 0 - 8 times

### CORNER KICKS

Season: 118 - in 2014  
Game: 0 - 62 times  
2 Teams: 3 - 78times

### CAUTIONS

Season: 37 - in 2001

### EJECTIONS

Season: 1 - in 2009

### WINS

Season: 6 - in 2014

### LOSSES

Season: 4 - in 2005

### TIES

Season: 0 - 4 times

### SHUTOUS

Season: 3 - in 1997 and 2009

### TIMES SHUT OUT

Season: 2 in 2012

### PENALTY KICK GOALS

Season: 1 in 1999, 2008 and 2011

## GOALS ALLOWED

Season: 29 - in 2001

## SAVES

Season: 85 - in 2012

## MISC. SINGLE GAME RECORDS

### LARGEST MARGIN OF VICTORY

5 - 4 times, 8/11/96 vs. NE, 6-1; 9/19/99 vs. MA, 6-1; 4/22/00 vs. DAL, 5-0; 8/18/15 at SKC, 5-0

### LARGEST MARGIN OF DEFEAT

5 - 8/17/14 vs. DAL, 5-0

## OPPONENT HIGHS

### GOALS

Game: 5 - 7 times  
Half: 3 - Jose Vasquez (9/21/97, LA at SJ, 2nd)  
Half: 3 - Stern John (5/30/98, CLB vs. SJ, 2nd)

### ASSISTS

Game: 3 - 7 times  
Half: 3 - Carlos Valderrama  
(5/18/1996, TB vs. SJ, 1st)

### SHOTS

Game: 9 - Yura Movsisyan (9/27/2008, RSL at SJ)  
9 - Diego Valeri (9/7/2014, POR vs. SJ)  
Half: 8 - Taylor Twellman (4/2/2005, NE at SJ, 2nd)

### SHOTS ON GOAL

Game: 5 - 7 times  
Half: 4 - 4 times

### FOULS COMMITTED

Game: 8 - 2 times  
Half: 7 - Cle Kooiman (9/18/1996, TB at SJ, 1st)

### FOULS SUFFERED

Game: 10 - Clint Dempsey (04/02/2005, NE at SJ)  
Half: 8 - 2 times

### BLOCKED SHOTS

Game: 2 - 6 times  
Half: 2 - 4 times

### OFFSIDE

Game: 5 - 7 times  
Half: 4 - 10 times

### CORNER KICKS

Game: 18 - Guillermo Barros Schelotto  
(5/10/2008, CLB at SJ)  
Half: 11 - Guillermo Barros Schelotto  
(5/10/2008, CLB at SJ, 2nd)

### CAUTIONS

Game: 1 - 915 times  
Half: 1 - 908 times

### EJECTIONS

Game: 1 - 61 times  
Half: 1 - 57 times

### GOALS ALLOWED

Game: 6 - 2 times  
Half: 5 - Jim St. Andre (8/11/96, NE at SJ, 2nd)

### SAVES

Game: 13 - D.J. Countess (4/30/2005, RSL vs. SJ)  
Half: 7 - 5 times

# ALL-TIME HIGHS & LOWS

THE CLUB

2015 REVIEW

CLUB HISTORY

OPPONENTS

MEDIA INFO

## OPPONENT TEAM HIGHS

### GOALS

Game: 5 - 4 times  
2 Teams: 10 - MET at SJ (05/08/2004)  
Half: 4 - 3 times, CHI vs. SJ (5/13/2000);  
RSL vs. SJ (7/23/2011)

### ASSISTS

Game: 8 - 2 times  
Half: 6 - LA at SJ (8/7/1999)

### SHOTS

Game: 32 - POR vs. SJ (9/7/2014)  
2 Teams: 44 - 2 times  
Half: 19 - POR vs. SJ (9/7/2014)

### SHOTS ON GOAL

Game: 14 - TB vs. SJ (4/26/2000)  
2 Teams: 21 - 4 times  
Half: 11 - TB vs. SJ (4/26/2000)

### FOULS COMMITTED

Game: 27 - LA at SJ (9/1/1996)  
2 Teams: 51 - NE at SJ (04/02/2005)  
Half: 18 - CHI vs. SJ (4/16/2005)

### FOULS SUFFERED

Game: 30 - NE at SJ (4/2/2005)  
2 Teams: 51 - NE at SJ (04/02/2005)  
Half: 23 - NE at SJ (4/2/2005, 1st)

### BLOCKED SHOTS

Game: 3 - 4 times  
2 Tms: 7 - DAL vs. SJ (04/14/1996)  
Half: 3 - KC vs. SJ (09/18/2004)

### OFFSIDES

Game: 11 - CHI at SJ (6/24/2000)  
2 Teams: 17 - COL vs. SJ (07/04/1997)  
Half: 6 - 5 times

### CORNER KICKS

Game: 18 - CLB at SJ (5/10/2008)  
2 Teams: 25 - CLB at SJ (05/10/2008)  
Half: 11 - CLB at SJ (05/10/2008)

### CAUTIONS

Game: 6 - 3 times  
2 Teams: 9 - 2 times  
Half: 5 - 2 times

### EJECTIONS

Game: 2 - 4 times  
2 Teams: 3 - 5 times  
Half: 2 - 2 times

### GOALS ALLOWED

Game: 6 - 2 times  
2 Teams: 10 - MET at SJ (05/08/2004)  
Half: 5 - NE at SJ (8/11/1996)

### SAVES

Game: 13 - RSL vs. SJ (04/30/2005)  
2 Teams: 18 - COL vs. SJ (07/08/2000)  
Half: 7 - 5 times, Last: RSL vs. SJ (4/30/2005, 2nd)

## OPPONENT TEAM LOWS

### GOALS

Game: 0 - 129 times  
2 Teams: 0 - 40 times  
Half: 0 - 520 times

### ASSISTS

Game: 0 - 194 times  
2 Teams: 0 - 71 times  
Half: 0 - 623 times

## SHOTS

Game: 4 - 6 times  
2 Teams: 11 - 2 times

## SHOTS ON GOAL

Game: 0 - COL at SJ (10/09/2013)  
2 Teams: 2 - NE at SJ (03/10/2012)  
Half: 0 - 80 times

## FOULS COMMITTED

Game: 5 - 4 times  
2 Teams: 11 - 2 times  
Half: 0 - DAL at SJ (09/29/2012)

## FOULS SUFFERED

Game: 3 - CHV vs. SJ (10/17/2009)  
2 Teams: 11 - DAL vs. SJ (09/09/2000)  
Half: 0 - COL at SJ (8/30/2003)

## BLOCKED SHOTS

Game: 0 - 441 times  
2 Teams: 0 - 362 times  
Half: 0 - 966 times

## OFFSIDES

Game: 0 - 58 times  
2 Teams: 0 - 7 times  
Half: 0 - 303 times

## CORNER KICKS

Game: 0 - 8 times  
2 Teams: 0 - 7 times  
Half: 117 times

## CAUTIONS

Game: 0 - 79 times  
2 Teams: 0 - 19 times  
Half: 0 - 449 times

## EJECTIONS

Game: 0 - 476 times  
2 Teams: 0 - 426 times  
Half: 0 - 1011 times

## GOALS ALLOWED

Game: 0 - 132 times  
2 Teams: 0 - 40 times  
Half: 0 - 525 times

## SAVES

Game: 0 - 18 times  
2 Teams: 1 - 3 times  
Half: 0 - 198 times

## MISC. OPP. TEAM RECORDS

### FASTEST GOAL FROM START OF GAME

18 seconds - Clint Dempsey (3/14/15 at SEA)

# ALL-TIME STATISTICS



ANIBAL GODOY

TM













TM

**SINCE**  
**1974**

# SEASON REVIEWS



TM

SIMON DAWKINS

# 1996 SEASON IN REVIEW

Regular Season Record: 15-17, 35 Points  
 Home: 10-7 Away: 5-10  
 Overall Record: 18-21

Date	Opponent	Score	Result	Attend.	W-L	Pts.
April 6	D.C. UNITED	1-0	W	31,683	1-0	3
April 14	at Dallas	0-0 (1-2)	L	27,779	1-1	3
April 21	KANSAS CITY	2-2 (7-8)	L	17,580	1-2	3
April 28	at Los Angeles	1-2	L	40,347	1-3	3
May 4	at New England	2-1	W	16,334	2-3	6
May 8	COLORADO	3-1	W	12,972	3-3	9
May 12	LOS ANGELES	1-2	L	31,728	3-4	9
May 18	at Tampa Bay	2-3	L	12,047	3-5	9
May 26	BAYER LEVERKUSEN(I)	3-4	L	10,389	---	---
May 29	KANSAS CITY	2-1	W	10,299	4-5	12
June 1	COLUMBUS	2-2 (2-1)	W	16,077	5-5	13
June 6	at D.C. United	1-3	L	5,845	5-6	13
June 8	at Dallas	1-4	L	25,187	5-7	13
June 12	UNAM PUMAS(I)	2-1	W	11,955	---	---
June 16	at MetroStars	1-0	W	18,404	6-7	16
June 23	D.C. UNITED	2-1	W	14,088	7-7	16
June 30	TAMPA BAY	4-0	W	19,380	8-7	16
July 6	NEW ENGLAND	1-1 (3-4)	L	18,813	8-8	16
July 17	at Colorado	2-1	W	6,117	9-8	19
July 20	at Columbus	4-3	W	18,156	10-8	22
July 24	METROSTARS	0-1	L	15,096	10-9	22
July 28	at MetroStars	1-4	L	21,212	10-10	22
July 31	at New England	0-2	L	12,871	10-11	22
Aug. 11	NEW ENGLAND	6-1	W	12,099	11-11	25
Aug. 15	at Kansas City	1-4	L	8,250	11-12	25
Aug. 18	at Columbus	0-2	L	16,629	11-13	25
Aug. 22	DALLAS	0-0 (3-2)	W	13,359	12-13	26
Aug. 25	COLORADO	1-0	W	12,369	13-13	29
Sept. 1	LOS ANGELES	1-1 (1-3)	L	26,184	13-14	29
Sept. 8	at Colorado	3-1	W	8,990	14-14	32
Sept. 11	DALLAS	2-2 (1-3)	L	10,894	14-15	32
Sept. 15	at Los Angeles	2-4	L	14,179	14-16	32
Sept. 18	TAMPA BAY	1-1 (1-3)	L	13,091	14-17	32
Sept. 21	KANSAS CITY	0-0 (2-1)	W	18,594	15-17	35
Sept. 26	LOS ANGELES#	1-0	W	17,209		
Sept. 29	at Los Angeles#	0-2	L	27,833		
Oct. 2	at Los Angeles#	0-2	L	30,231		
Oct. 30	at Quan Xing(I)	3-0	W	35,000 (e)		
Nov. 5	at Beijing Guoan(I)	0-1	L	20,000 (e)		

(I) International Exhibition  
 # MLS Cup Playoffs  
 (e) Estimated



## STATISTICAL LEADERS

**Goals**  
 Paul Bravo ..... 13  
 Eric Wynalda ..... 10  
 Missael Espinosa ..... 10

**Assists**  
 Eric Wynalda ..... 13  
 Ben Iroha ..... 8

**Points**  
 Eric Wynalda ..... 33  
 Paul Bravo ..... 31

**GW Goals**  
 Paul Bravo ..... 4  
 Eric Wynalda ..... 3  
 Missael Espinosa ..... 3

**Shots**  
 Eric Wynalda ..... 68  
 Paul Bravo ..... 58

**Shots on Goal**  
 Eric Wynalda ..... 38  
 Missael Espinosa ..... 30

**Shootout Goals**  
 Eric Wynalda ..... 5  
 Ben Iroha ..... 4

**Appearances**  
 Tim Martin ..... 32  
 Paul Bravo ..... 31

**Games Started**  
 Tim Martin ..... 32  
 Paul Bravo ..... 31

**Minutes Played**  
 Tim Martin ..... 2,871  
 Paul Bravo ..... 2,654

**Fouls Committed**  
 John Doyle ..... 59  
 Ben Iroha ..... 54

**Fouls Suffered**  
 Paul Bravo ..... 69  
 Eric Wynalda ..... 55

**Corner Kicks**  
 Eric Wynalda ..... 107  
 Missael Espinosa ..... 23

**Cautions**  
 Michael Emenalo ..... 13  
 Jorge Rodas ..... 7

## GOALKEEPERS

**Appearances**  
 Tom Liner ..... 20  
 Dave Salzwedel ..... 14

**Games Started**  
 Tom Liner ..... 20  
 Dave Salzwedel ..... 12

**Saves**  
 Tom Liner ..... 75  
 Dave Salzwedel ..... 53

**Goals-Against Average**  
 Dave Salzwedel ..... 1.31  
 Tom Liner ..... 1.73

THE CLUB

2015 REVIEW

CLUB HISTORY

OPPONENTS

MEDIA INFO

# 1996 SEASON IN REVIEW

## FINAL 1996 REGULAR SEASON INDIVIDUAL STATS

UNF	POS	PLAYER	GP	GS	MIN	G	A	PTS	SHT	SOG	FC	FS	OF	CK	C	E
11	F	Eric Wynalda	27	26	2326	10	13	33	68	38	39	55	40	107	6	0
9	M	Paul Bravo	31	31	2654	13	5	31	58	29	36	69	30	2	2	0
7	F	Missael Espinoza	26	26	2310	10	5	25	54	30	33	49	35	23	5	1
3	D	John Doyle	30	30	2652	3	6	12	27	13	59	37	3	0	6	1
6	M	Ben Iroha	29	24	2194	2	8	12	34	20	54	26	4	5	6	0
12	D	Troy Dayak	25	25	2232	2	3	7	20	8	27	16	3	0	3	0
8	M	Jeff Baicher	30	28	2180	3	1	7	28	12	48	50	10	10	2	0
23	M	Jorge Rodas	29	17	1773	1	3	5	58	25	41	33	4	15	7	0
15	M	Altimont Butler	14	4	411	2	0	4	7	4	12	2	0	0	0	0
21	M	Eddie Lewis	25	13	1253	0	3	3	14	7	18	23	3	7	0	1
22	M	Ramiro Corrales	11	5	461	1	1	3	4	4	9	5	0	0	1	0
	M	Henry Gutierrez	7	4	360	1	1	3	6	3	6	6	0	0	1	0
5	D	Michael Emenalo	29	28	2534	0	2	2	14	8	53	32	3	0	13	0
15	M	Victor Mella	5	5	426	0	2	2	8	3	5	7	1	8	0	0
26	M	Paul Holocher	4	2	205	1	0	2	2	2	3	1	1	0	0	0
17	D	Tim Martin	32	32	2871	1	0	2	10	3	26	40	0	0	2	0
1	GK	Dave Salzwedel	14	12	1168	0	1	1	0	0	1	1	0	0	0	0
1	GK	Tom Liner	20	20	1712	0	0	0	0	0	0	2	0	0	0	0
5	D	Oscar Draguicevich	19	17	1416	0	0	0	4	0	37	26	0	1	5	1
19	M	Tayt Ianni	6	3	287	0	0	0	0	0	2	1	0	0	0	0
4	D	Rafael Amaya	7	0	97	0	0	0	1	0	1	2	0	2	0	0
18	F	Ryshiem Henderson	3	0	78	0	0	0	3	1	5	2	0	0	0	0
<b>TOTALS</b>						<b>50</b>	<b>54</b>	<b>154</b>	<b>420</b>	<b>210</b>	<b>515</b>	<b>485</b>	<b>137</b>	<b>180</b>	<b>59</b>	<b>4</b>
<b>OPPONENT TOTALS</b>						<b>50</b>	<b>53</b>	<b>153</b>	<b>459</b>	<b>198</b>	<b>490</b>	<b>512</b>	<b>50</b>	<b>168</b>	<b>56</b>	<b>4</b>

**GAME-WINNING GOALS:** Paul Bravo 4, Eric Wynalda 3, Missael Espinoza 3, Jeff Baicher 2

**GAME-WINNING ASSISTS:** Ben Iroha 3, Eric Wynalda 2, Michael Emenalo 2, Troy Dayak 2, Jorge Rodas 1, Victor Mella 1, Missael Espinoza 1, John Doyle 1, Jeff Baicher 1

**PENALTY KICK GOALS/ATTEMPTS:** Eric Wynalda 2-2, Paul Bravo 1-1

## INDIVIDUAL GOALKEEPING

UNF	GOALKEEPER	GP	MIN	SHTS	SVS	C/P	GA	GAA	PG	PA	SG	SA	W	L	SO	SHO REC
1	Dave Salzwedel	14	1168	80	53	51	17	1.31	2	2	9	21	9	4	4	2-2
1	Tom Liner	20	1712	119	75	63	33	1.73	1	2	18	35	7	12	4	1-4
<b>TOTALS</b>		<b>34</b>	<b>2880</b>	<b>199</b>	<b>128</b>	<b>114</b>	<b>50</b>	<b>1.56</b>	<b>3</b>	<b>4</b>	<b>27</b>	<b>56</b>	<b>16</b>	<b>16</b>	<b>8</b>	<b>3-6</b>

## COACHES

COACH	W	L	PCT.	PTS.	SHO RECORD
Laurie Calloway	15	17	.469	39	3-6

**Home Attendance (MLS Regular Season Games Only):** 275,712 (16 games)

**Home Average (MLS Regular Season Games Only):** 17,232

## SEASON HIGHLIGHTS

12/7/95 -- Laurie Calloway named first head coach of San Jose and John Doyle and Michael Emenalo (Nigeria) are allocated to San Jose as first players in club history.

2/17 -- San Jose makes first trade in MLS history, trading Rhett Harty and a draft pick for Troy "The Beast" Dayak.

4/6 -- San Jose defeats D.C. United in MLS' Inaugural Game, 1-0, on a goal by Eric Wynalda before a crowd of 31,683, at the time a record attendance for a sporting event in San Jose.

5/12 -- Match between San Jose and Los Angeles Galaxy attracts record crowd of 31,728, an attendance that still stands as the largest in team history and the largest for a sporting event in San Jose.

8/11 -- Set team record with six goals against New England at Spartan Stadium for 6-1 victory.

9/26 -- San Jose defeats LA, 1-0, in first-ever MLS playoff match at Spartan Stadium on a goal by Tayt Ianni.

## MLS ALL-STARS

D John Doyle  
F Paul Bravo  
F Eric Wynalda

## SEASON END AWARDS

### Local

Defender of the Year -- John Doyle  
Budweiser Scoring Champion -- Eric Wynalda  
Honda Most Valuable Player -- Missael Espinoza

### National

Best XI -- John Doyle  
Defender of the Year -- John Doyle  
MLS Operations Executive of the Year -- Peter Bridgwater

# 1997 SEASON IN REVIEW

THE CLUB

2015 REVIEW

CLUB HISTORY

OPPONENTS

MEDIA INFO

Regular Season Record: 12-20, 30 Points  
 Home: 6-9 Away: 6-11  
 Overall Record: 14-22-2

Date	Opponent	Score	Result	Attend.	W-L	Pts.
March 22	METROSTARS	0-0 (4-3)	W	23,501	1-0	1
March 29	at Kansas City	2-2 (3-4)	L	10,198	1-1	1
April 5	at Dallas	1-2	L	6,195	1-2	1
April 12	LOS ANGELES	4-1	W	17,628	2-2	4
April 19	at Columbus	1-1 (1-2)	L	18,358	2-3	4
April 26	at D.C. United	2-2 (2-0)	W	24,775	3-3	5
May 3	COLUMBUS	1-3	L	14,295	3-4	5
May 9	at MetroStars	1-0	W	14,724	4-4	8
May 13	ASTON VILLA (I)	1-1	T	13,522	---	---
May 16	NEW ENGLAND	1-1 (0-3)	L	10,532	4-5	8
May 18	at Los Angeles	1-1 (2-3)	L	10,333	4-6	8
May 22	at D.C. United	1-3	L	12,214	4-7	8
June 1	D.C. UNITED	2-3	L	14,071	4-8	8
June 4	at Seattle Sounders*	0-0 (1-2)	L	6,601	---	---
June 8	KANSAS CITY	2-3	L	11,629	4-9	8
June 15	at Kansas City	3-1	W	7,431	5-9	11
June 21	at Tampa Bay	1-3	L	9,462	5-10	11
June 28	DALLAS	3-1	W	11,941	6-10	14
July 4	at Colorado	1-3	L	36,252	6-11	14
July 6	NEW ENGLAND	3-2	W	11,753	7-11	17
July 13	TAMPA BAY	2-2 (3-5)	L	12,771	7-12	17
July 18	at Dallas	1-3	L	7,371	7-13	17
July 20	at Tampa Bay	1-3	L	8,781	7-14	17
July 25	COLORADO	1-2	L	11,003	7-15	17
July 27	at Central Coast Roadrunners%	5-2	W	7,112	---	---
Aug. 3	at New England	5-1	W	22,673	8-15	20
Aug. 9	COLUMBUS	1-1 (4-3)	W	11,799	9-15	21
Aug. 17	at Los Angeles	3-2	W	22,621	10-15	24
Aug. 20	S.F. BAY SEALS%	1-2	L	4,327	---	---
Aug. 24	KANSAS CITY	2-2 (1-2)	L	13,605	10-16	24
Aug. 29	at MetroStars	0-3	L	14,511	10-17	24
Sept. 6	METROSTARS	4-0	W	14,020	11-17	27
Sept. 11	DALLAS	0-1	L	7,955	11-18	27
Sept. 17	at Colorado	2-1	W	6,955	12-18	30
Sept. 21	LOS ANGELES	2-3	L	20,117	12-19	30
Sept. 24	at California Jaguars*	3-1	W	5,140	---	---
Sept. 28	COLORADO	1-3	L	10,926	12-20	30
Nov. 7	ATLAS (I)	1-1	T	11,533	---	---

(I) International Exhibition  
 \* A-League/USISL Exhibition  
 % US Open Cup



## STATISTICAL LEADERS

### Goals

Goals	
Ronald Cerritos.....	12
Baicher/Lozzano.....	10

### Assists

Eddie Lewis.....	14
Eric Wynalda.....	11

### Points

Ronald Cerritos.....	34
Lawrence Lozzano.....	30

### GW Goals

Lawrence Lozzano.....	3
Ronald Cerritos.....	2

### Shots

Jeff Baicher.....	74
Lawrence Lozzano.....	65

### Shots on Goal

Jeff Baicher.....	36
Lawrence Lozzano.....	36

### Shootout Goals

Jeff Baicher.....	4
Shawn Medved.....	4

### Appearances

Jeff Baicher.....	32
Shawn Medved.....	31

### Games Started

Tim Martin.....	28
John Doyle.....	27

### Minutes Played

Tim Martin.....	2,422
John Doyle.....	2,376

### Fouls Committed

John Doyle.....	51
Michael Emenalo.....	43

### Fouls Suffered

Lawrence Lozzano.....	58
Jeff Baicher.....	54

### Cautions

John Doyle.....	8
Michael Emenalo.....	8

### Corner Kicks

Eddie Lewis.....	60
Eric Wynalda.....	29

## GOALKEEPERS

### Appearances

Dave Salzwedel.....	20
David Kramer.....	12

### Games Started

Dave Salzwedel.....	18
David Kramer.....	12

### Saves

Dave Salzwedel.....	72
David Kramer.....	45

### Goals-Against Average

David Kramer.....	1.76
Dave Salzwedel.....	1.88



# 1997 SEASON IN REVIEW

## FINAL 1997 REGULAR SEASON INDIVIDUAL STATS

UNF	POS	PLAYER	GP	GS	MIN	G	A	PTS	SHT	SOG	FC	FS	OF	CK	C	E	CP
20	F	Ronald Cerritos	22	22	1847	12	10	34	40	21	15	28	34	5	0	0	0
9	M	Lawrence Lozzano	29	23	2096	10	10	30	65	36	39	58	40	0	2	0	0
8	M	Jeff Baicher	32	20	2031	10	2	22	74	36	37	54	19	24	4	0	8
11	F	Eric Wynalda	14	9	923	5	11	21	28	14	8	19	10	29	2	0	4
21	M	Eddie Lewis	29	26	2233	2	14	18	35	21	37	41	17	60	0	1	0
13	M	Shawn Medved	31	15	1591	4	4	12	30	15	18	25	3	2	0	1	4
10	M	Christopher Sullivan	24	8	1017	2	6	10	17	8	16	19	1	3	0	0	0
7	M	Dominic Kinnear	28	24	1939	2	4	8	17	6	39	39	1	21	1	0	0
12	D	Troy Dayak	21	21	1817	3	2	8	18	9	28	15	2	0	3	0	4
15	M	Istvan Urbanyi	23	19	1555	1	3	5	22	9	28	25	0	17	3	1	8
3	D	John Doyle	27	27	2376	2	1	5	21	12	51	25	1	1	8	0	8
5	D	Michael Emenalo	27	26	2283	1	2	4	10	4	43	25	2	0	8	0	16
17	D	Tim Martin	28	28	2422	0	3	3	7	2	25	20	2	0	2	0	0
19	F	Zico	7	3	257	1	1	3	4	3	2	14	3	6	0	0	0
6	D	Arnold Cruz	20	18	1608	0	2	2	15	6	13	22	0	0	3	1	8
5	D	Oscar Draguicevich	13	10	890	0	1	1	6	0	18	12	0	0	3	0	4
1	GK	Dave Salzwedel	20	18	1679	0	1	1	0	0	1	4	0	0	1	0	4
	F	Daniel Guzman	3	3	219	0	1	1	0	0	3	4	9	0	0	0	0
22	D	Ramiro Corrales	14	11	1033	0	0	0	10	4	21	13	0	2	2	0	4
24	GK	David Kramer	12	12	1021	0	0	0	1	1	0	0	0	0	0	0	0
6	MD	Ben Iroha	4	3	287	0	0	0	3	0	11	0	0	2	0	0	0
1	GK	Tom Liner	2	2	180	0	0	0	0	0	0	0	0	0	0	0	0
4	D	Curt Onalfo	6	3	179	0	0	0	0	0	5	1	0	0	1	0	4
19	M	Tayt Ianni	1	1	45	0	0	0	0	0	0	0	0	0	0	0	0
14	M	Esmundo Rodriguez	1	0	5	0	0	0	0	0	0	0	0	0	0	0	0
		<b>TOTALS</b>				<b>55</b>	<b>78</b>	<b>188</b>	<b>423</b>	<b>207</b>	<b>458</b>	<b>463</b>	<b>144</b>	<b>172</b>	<b>43</b>	<b>4</b>	<b>76</b>
		<b>OPPONENT TOTALS</b>				<b>59</b>	<b>73</b>	<b>191</b>	<b>418</b>	<b>205</b>	<b>463</b>	<b>457</b>	<b>115</b>	<b>163</b>	<b>54</b>	<b>3</b>	

**GAME-WINNING GOALS:** Lawrence Lozzano 3, Ronald Cerritos 2, Eric Wynalda 1, Christopher Sullivan 1, John Doyle 1, Jeff Baicher 1

**GAME-WINNING ASSISTS:** Lawrence Lozzano 3, Eddie Lewis 3, Eric Wynalda 2, Ronald Cerritos 2, Shawn Medved 1, Dominic Kinnear 1

**PENALTY KICK GOALS/ATTEMPTS:** Eric Wynalda 2-2, Jeff Baicher 0-1

## INDIVIDUAL GOALKEEPING

UNF	GOALKEEPER	GP	MIN	SHTS	SVS	C/P	GA	GAA	PG	PA	SG	SA	W	L	SO	SHO REC
1	Dave Salzwedel	20	1679	118	72	54	35	1.88	1	3	17	34	7	11	2	2-4
1	Tom Liner	2	180	19	14	8	4	2.00	1	1	3	4	0	2	0	0-1
24	David Kramer	12	1021	68	45	50	20	1.76	1	2	5	14	5	7	1	1-1
	<b>TOTALS</b>	<b>34</b>	<b>2880</b>	<b>205</b>	<b>131</b>	<b>112</b>	<b>59</b>	<b>1.84</b>	<b>3</b>	<b>6</b>	<b>25</b>	<b>52</b>	<b>12</b>	<b>20</b>	<b>3</b>	<b>3-6</b>

## COACHES

COACH	W	L	PCT.	PTS.	SHO RECORD
Brian Quinn	7	10	.412	19	1-2
Laurie Calloway	5	10	.333	11	2-4

**Home Attendance (MLS Regular Season Games Only):** 217,546 (16 games)

**Home Average (MLS Regular Season Games Only):** 13,597

## SEASON HIGHLIGHTS

4/12 -- Ronald Cerritos makes MLS debut and scores goal against Los Angeles at home.

6/15-8/24 -- Cerritos has 11-game point-scoring streak, setting the San Jose club record and MLS record.

7/27 -- Team made first-ever appearance in U.S. Open Cup, defeating Central Coast Roadrunners 5-2 in San Luis Obispo.

7/27-8/17 -- Quakes have four-game winning streak that includes one U.S. Open Cup win and three MLS wins, defeating Central Coast (Open Cup), New England, Columbus and Los Angeles.

-- For second straight season, San Jose had three players score 10-plus goals: Ronald Cerritos (12), Lawrence Lozzano (10) and Jeff Baicher (10).

## MLS ALL-STARS

D John Doyle  
F Ronald Cerritos

## PLAYERS OF THE WEEK

Dave Salzwedel, Eric Wynalda

## SEASON END AWARDS

### Local

Defender of the Year -- Arnold Cruz  
Budweiser Scoring Champion -- Ronald Cerritos  
Honda Most Valuable Player -- Ronald Cerritos  
Geneva McAlavey Award -- Dave Salzwedel

### National

Best XI -- Ronald Cerritos

# 1998 SEASON IN REVIEW

THE CLUB

2015 REVIEW

CLUB HISTORY

OPPONENTS

MEDIA INFO

Regular Season Record: 13-19, 33 Points  
 Home: 7-8 Away: 6-11  
 Overall Record: 17-22-1

Date	Opponent	Score	Result	Attend.	W-L	Pts.
March 21	at Los Angeles	3-3 (1-3)	L	36,281	0-1	0
March 28	<b>COLORADO<sup>A</sup></b>	<b>2-2 (3-4)</b>	L	<b>15,028</b>	<b>0-2</b>	<b>0</b>
April 5	<b>DALLAS<sup>A</sup></b>	<b>1-1 (2-3)</b>	L	<b>10,089</b>	<b>0-3</b>	<b>0</b>
April 11	<b>CHICAGO<sup>A</sup></b>	<b>1-0</b>	W	<b>9,937</b>	<b>1-3</b>	<b>3</b>
April 18	at Dallas	2-1	W	12,936	2-3	6
April 25	at MetroStars	3-4	L	17,380	2-4	6
April 29	at D.C. United	1-3	L	9,755	2-5	6
May 3	<b>NEW ENGLAND</b>	<b>1-3</b>	L	<b>13,563</b>	<b>2-6</b>	<b>6</b>
May 5	vs. Chivas(I) (at Portland, Ore.)	1-1	T	10,093	---	---
May 9	at Colorado	3-2	W	11,543	3-6	9
May 16	<b>MIAMI</b>	<b>2-0</b>	W	<b>23,861</b>	<b>4-6</b>	<b>12</b>
May 23	at Kansas City	1-0	W	10,333	5-6	15
May 25	at Central Coast Roadrunners*	2-0	W	2,315	---	---
May 30	at Columbus	1-4	L	10,892	5-7	15
June 3	<b>D.C. UNITED</b>	<b>0-4</b>	L	<b>10,191</b>	<b>5-8</b>	<b>15</b>
June 6	at Colorado	0-2	L	18,473	5-9	15
June 11	at Chicago	2-5	L	7,598	5-10	15
June 14	at Vancouver*	3-1	W	1,200 (e)	---	---
June 27	<b>LOS ANGELES</b>	<b>1-2</b>	L	<b>22,694</b>	<b>5-11</b>	<b>15</b>
June 30	at S.F. Bay Seals*	3-0	W	1,492	---	---
July 3	<b>COLUMBUS</b>	<b>1-1 (4-2)</b>	W	<b>10,326</b>	<b>6-11</b>	<b>16</b>
July 7	at El Paso%	2-0	W	3,175	---	---
July 10	<b>MORELIA(I)</b>	<b>2-3</b>	L	<b>14,832</b>	---	---
July 15	at Miami	2-2 (2-3)	L	8,078	6-12	16
July 18	<b>TAMPA BAY</b>	<b>0-1</b>	L	<b>10,136</b>	<b>6-13</b>	<b>16</b>
July 22	<b>CHICAGO% (AT DALLAS)</b>	<b>1-1 (3-4)</b>	L	<b>3,812</b>	---	---
July 25	<b>KANSAS CITY</b>	<b>1-1 (3-0)</b>	W	<b>10,182</b>	<b>7-13</b>	<b>17</b>
July 29	<b>CHICAGO</b>	<b>3-0</b>	W	<b>12,299</b>	<b>8-13</b>	<b>20</b>
Aug. 5	at New England	0-3	L	14,163	8-14	20
Aug. 9	<b>METROSTARS</b>	<b>5-1</b>	W	<b>9,102</b>	<b>9-14</b>	<b>23</b>
Aug. 15	at Chicago	1-2	L	16,610	9-15	23
Aug. 22	<b>DALLAS</b>	<b>1-1 (2-0)</b>	W	<b>11,706</b>	<b>10-15</b>	<b>24</b>
Aug. 29	<b>COLORADO</b>	<b>1-3</b>	L	<b>15,101</b>	<b>10-16</b>	<b>24</b>
Sept. 3	at Tampa Bay	1-2	L	5,880	10-17	24
Sept. 5	at Kansas City	1-5	L	6,755	10-18	24
Sept. 13	at Dallas	3-1	W	10,325	11-18	27
Sept. 16	<b>LOS ANGELES</b>	<b>0-0 (3-4)</b>	L	<b>15,893</b>	<b>11-19</b>	<b>27</b>
Sept. 20	at Los Angeles	1-0	W	11,123	12-19	30
Sept. 27	<b>KANSAS CITY</b>	<b>2-0</b>	W	<b>18,362</b>	<b>13-19</b>	<b>33</b>
Nov. 18	<b>TOLUCA(I)</b>	<b>0-2</b>	L	<b>15,431</b>	---	---

(I) International Exhibition  
 \* A-League/USISL Exhibition  
 % US Open Cup  
 ^ Played at Stanford Stadium  
 (e) Estimated



## STATISTICAL LEADERS

**Goals**  
 Ronald Cerritos..... 13  
 Eric Wynalda ..... 6

**Assists**  
 Ronald Cerritos..... 12  
 Martin Vasquez..... 7

**Points**  
 Ronald Cerritos..... 38  
 Eric Wynalda ..... 17

**GW Goals**  
 Ronald Cerritos..... 5  
 Braeden Cloutier..... 3

**Shots**  
 Ronald Cerritos..... 87  
 Eric Wynalda ..... 60

**Shots on Goal**  
 Ronald Cerritos..... 50  
 Eric Wynalda ..... 31

**Shootout Goals**  
 Eddie Lewis ..... 5  
 Victor Mella ..... 4

**Appearances**  
 Eddie Lewis ..... 32  
 Ronald Cerritos..... 31  
 Victor Mella ..... 31

**Games Started**  
 Eddie Lewis ..... 32  
 Ronald Cerritos..... 30

**Minutes Played**  
 Eddie Lewis ..... 2,835  
 Ronald Cerritos..... 2,702

**Fouls Committed**  
 Martin Vasquez..... 55  
 Braeden Cloutier..... 53

**Fouls Suffered**  
 Eddie Lewis ..... 63  
 Braeden Cloutier..... 63

**Cautions**  
 John Doyle..... 6  
 Martin Vasquez..... 6

**Corner Kicks**  
 Eric Wynalda ..... 68  
 Eddie Lewis ..... 60

## GOALKEEPERS

**Appearances**  
 David Kramer..... 24  
 Andy Kirk ..... 9

**Games Started**  
 David Kramer..... 24  
 Andy Kirk ..... 8

**Saves**  
 David Kramer..... 82  
 Andy Kirk ..... 34

**Goals-Against Average**  
 David Kramer..... 1.65  
 Andy Kirk ..... 2.50

# 1998 SEASON IN REVIEW

## FINAL 1998 REGULAR SEASON INDIVIDUAL STATS

UNF	POS	PLAYER	GP	GS	MIN	G	A	PTS	SHT	SOG	FC	FS	OF	CK	C	E	CP	
20	F	Ronald Cerritos	31	30	2702	13	12	38	87	50	14	38	41	5	4	0	13	
22	F	Eric Wynalda	16	16	1424	6	5	17	60	31	17	26	18	68	2	0	8	
15	M	Victor Mella	31	25	2350	4	6	14	44	16	36	63	10	56	4	0	17	
17	M	Braeden Cloutier	30	25	2078	3	5	11	44	21	53	30	3	0	1	0	4	
23	M	Jeff Baicher	20	15	1099	4	3	11	20	11	33	36	11	3	3	0	13	
21	M	Eddie Lewis	32	32	2835	3	4	10	52	23	29	63	8	60	3	0	13	
10	F	Francisco Uribe	12	8	734	2	5	9	20	5	9	12	9	0	3	0	10	
23	F	Lawrence Lozzano	12	6	605	4	1	9	13	8	18	19	12	0	1	0	4	
5	D	Oscar Draguicevich	13	7	774	4	1	9	9	5	12	7	0	0	5	0	23	
6	M	Martin Vasquez	28	24	2076	0	7	7	14	4	55	25	1	1	6	0	27	
24	D	Wade Barrett	26	22	1921	2	2	6	12	6	31	20	0	0	2	1	8	
4	D	Richard Gough	19	19	1609	2	1	5	12	8	28	11	0	0	1	0	4	
3	D	John Doyle	28	27	2431	1	2	4	23	13	46	31	3	0	6	0	26	
13	M	Shawn Medved	19	12	1059	0	3	3	7	1	26	13	0	1	3	0	13	
19	F	Brian Sebapole	12	0	238	0	3	3	3	2	3	6	0	0	0	0	0	
19	D	Troy Dayak	11	7	607	0	1	1	2	2	11	4	0	0	0	0	0	
13	M	Vicente Figueroa	20	10	1005	0	0	0	15	2	20	14	2	2	4	1	16	
16	D	Tim Weaver	12	12	1080	0	0	0	2	2	17	13	1	0	3	0	13	
15	F	Harut Karapetyan	5	1	123	0	0	0	2	1	4	0	0	0	0	0	0	
7	M	Esmundo Rodriguez	3	0	52	0	0	0	1	0	2	0	0	0	1	0	3	
1	GK	David Kramer	24	24	2125	0	0	0	0	0	1	5	0	0	0	0	0	
8	D	Tim Martin	23	21	1847	0	0	0	0	0	13	28	0	0	0	0	0	
22	GK	Andy Kirk	9	8	755	0	0	0	0	0	0	1	0	0	0	0	0	
10	M	Alberto Montoya	1	1	59	0	0	0	0	0	1	3	0	0	0	0	0	
<b>TOTALS</b>						<b>48</b>	<b>61</b>	<b>157</b>	<b>442</b>	<b>211</b>	<b>479</b>	<b>468</b>	<b>119</b>	<b>196</b>	<b>52</b>	<b>2</b>	<b>215</b>	
<b>OPPONENT TOTALS</b>						<b>60</b>	<b>85</b>	<b>205</b>	<b>407</b>	<b>188</b>	<b>498</b>	<b>455</b>	<b>101</b>	<b>181</b>	<b>53</b>	<b>7</b>		

**GAME-WINNING GOALS:** Ronald Cerritos 5, Braeden Cloutier 3, Lawrence Lozzano 1, Oscar Draguicevich 1

**GAME-WINNING ASSISTS:** Francisco Uribe 2, Ronald Cerritos 2, Jeff Baicher 2, Martin Vasquez 1, Brian Sebapole 1, Victor Mella 1, Richard Gough 1, Oscar Draguicevich 1, John Doyle 1

**PENALTY KICK GOALS/ATTEMPTS:** Ronald Cerritos 1-2, Eric Wynalda 1-1

## INDIVIDUAL GOALKEEPING

UNF	GOALKEEPER	GP	MIN	SHTS	SVS	C/P	GA	GAA	PG	PA	SG	SA	W	L	T	SO	OT REC
1	*David Kramer	24	2125	132	82	66	39	1.65	2	3	19	37	10	14	0	5	3-5-0
22	*Andy Kirk	9	755	56	34	17	21	2.50	1	1	0	0	3	5	0	2	0-0-0
<b>TOTALS</b>		<b>33</b>	<b>2880</b>	<b>188</b>	<b>116</b>	<b>83</b>	<b>60</b>	<b>1.88</b>	<b>3</b>	<b>4</b>	<b>19</b>	<b>37</b>	<b>13</b>	<b>19</b>	<b>0</b>	<b>7</b>	<b>3-5-0</b>

## COACHES

COACH	W	L	T	PCT.	PTS.	OT RECORD
Brian Quinn	13	19	0	.406	33	3-5-0

**Home Attendance (MLS Regular Season Games Only):** 218,450 (16 games)

**Home Average (MLS Regular Games Only):** 13,653

## SEASON HIGHLIGHTS

5/16 -- San Jose attracted a season-high crowd of 23,861 for game against Miami Fusion, a 2-0 victory. Ronald Cerritos netted both goals.

-- Ronald Cerritos finished ninth in MLS scoring race with 13 goals and 12 assists for 38 points. He finished eighth in MLS in goals scored with 13.

-- Forward Eric Wynalda left for a month in May and June to play in the World Cup in France. Wynalda appeared in two games, starting against Germany and coming on as a sub against Yugoslavia.

-- Cerritos scored a point in seven straight games from Aug. 9-Sept 13.

-- Goalkeeper David Kramer put together a 341-minute scoreless streak from Sept. 13-27, his longest of the season.

11/18 -- MLS and Clash announce that Kraft Group Sports will take over operation of the team.

## MLS ALL-STAR

D Richard Gough

## Season End Awards

### Local

Defender of the Year -- Richard Gough  
 Budweiser Scoring Champion -- Ronald Cerritos  
 Honda Most Valuable Player -- Ronald Cerritos  
 Geneva McAlavey Award -- Wade Barrett  
 Fit Player Award -- Eddie Lewis

### National

MLS Trainer of the Year -- Bruce Morgan

# 1999 SEASON IN REVIEW

Regular Season Record: 19-13, 37 Points  
 Home: 13-4 Away: 6-9  
 Overall Record: 20-14

Date	Opponent	Score	Result	Attend.	W-L	Pts.
March 20	CHICAGO	1-3	L	15,238	0-1	0
March 27	COLORADO	2-2 (4-3)	W	8,841	1-1	1
April 3	LOS ANGELES	1-1 (4-2)	W	12,017	2-1	2
April 10	at Kansas City	1-1 (2-0)	W	4,815	3-1	3
April 17	at D.C. United	1-1 (4-2)	W	35,167	4-1	4
April 24	at Los Angeles	0-1	L	16,700	4-2	4
April 30	DALLAS	1-1 (3-2)	W	10,071	5-2	5
May 9	COLUMBUS	1-2	L	9,931	5-3	5
May 15	at Dallas	1-2	L	16,372	5-4	5
May 22	DALLAS	1-1 (3-1)	W	12,133	6-4	6
May 27	at Colorado	2-4	L	4,746	6-5	6
June 3	COLORADO	4-3	W	6,824	7-5	9
June 7	at Seattle Sounders*	0-0 (3-1)	W	2,002	---	---
June 12	TAMPA BAY	1-1 (1-0)	W	14,472	8-5	10
June 19	at Chicago	0-2	L	13,141	8-6	10
June 26	at Miami	2-1	W	7,287	9-6	13
June 30	COLUMBUS	3-3 (1-2)	L	15,397	9-7	13
July 4	D.C. UNITED^	1-1 (3-2)	W	73,123	10-7	14
July 8	at Tampa Bay	1-2	L	8,455	10-8	14
July 23	at Chicago	2-2 (2-0)	W	8,329	11-8	15
July 31	at Kansas City	2-2 (1-2)	L	9,014	11-9	15
Aug. 7	LOS ANGELES	1-4	L	15,646	11-10	15
Aug. 12	at New England	2-1	W	13,427	12-10	18
Aug. 21	NEW ENGLAND	2-1	W	10,112	13-10	21
Aug. 25	UNAM PUMAS(I)	2-3	L	10,667	---	---
Aug. 28	METROSTARS	1-1 (4-3)	W	9,492	14-10	22
Sept. 1	at Los Angeles	1-3	L	8,662	14-11	22
Sept. 4	KANSAS CITY	2-0	W	9,296	15-11	25
Sept. 11	at Dallas	0-1	L	15,584	15-12	25
Sept. 19	MIAMI	6-1	W	13,067	16-12	28
Sept. 22	at MetroStars	2-1	W	7,215	17-12	31
Sept. 26	CHICAGO	2-0	W	11,124	18-12	34
Oct. 1	at Colorado	0-0 (0-3)	L	11,100	18-13	34
Oct. 6	KANSAS CITY	1-0	W	7,961	19-13	37

(I) International Exhibition  
 \* A-League/USISL Exhibition  
 ^ Played at Stanford Stadium

## STATISTICAL LEADERS

**Goals**  
 Ronald Cerritos..... 15  
 Dario Brose..... 4  
 Eddie Lewis..... 4

**Assists**  
 Eddie Lewis..... 14  
 Jeff Baicher..... 9  
 Ronald Cerritos..... 9

**Points**  
 Ronald Cerritos..... 39  
 Eddie Lewis..... 22

**GW Goals**  
 Three Tied..... 2

**Shots**  
 Ronald Cerritos..... 75  
 Eddie Lewis..... 55

**Shots on Goal**  
 Ronald Cerritos..... 45  
 Eddie Lewis..... 25

**Shootout Goals**  
 Ronald Cerritos..... 9  
 Jamie Clark..... 5  
 Eddie Lewis..... 5

**Appearances**  
 Richard Mulrooney..... 32  
 Wade Barrett..... 31  
 Ronald Cerritos..... 31

**Games Started**  
 Wade Barrett..... 31  
 Ronald Cerritos..... 30

**Minutes Played**  
 Wade Barrett..... 2,790  
 Ronald Cerritos..... 2,721

**Fouls Committed**  
 Wade Barrett..... 63  
 Mauricio Wright..... 51

**Fouls Suffered**  
 Eddie Lewis..... 48  
 Jeff Baicher..... 48

**Cautions**  
 Mauricio Wright..... 8  
 Jamie Clark..... 7

**Corner Kicks**  
 Eddie Lewis..... 74  
 Jeff Baicher..... 32

## GOALKEEPERS

**Appearances**  
 Joe Cannon..... 24  
 David Kramer..... 8

**Games Started**  
 Joe Cannon..... 24  
 David Kramer..... 8

**Saves**  
 Joe Cannon..... 95  
 David Kramer..... 35

**Goals-Against Average**  
 Joe Cannon..... 1.33  
 David Kramer..... 2.13

THE CLUB

2015 REVIEW

CLUB HISTORY

OPPONENTS

MEDIA INFO



# 1999 SEASON IN REVIEW

## FINAL 1999 REGULAR SEASON INDIVIDUAL STATS

UNF	POS	PLAYER	GP	GS	MIN	G	A	PTS	SHT	SOG	FC	FS	OF	CK	C	E	CP
20	F	*Ronald Cerritos	31	30	2721	15	9	39	73	45	23	34	35	0	2	0	7
21	M	Eddie Lewis	29	29	2546	4	14	22	55	25	35	48	9	71	4	0	14
23	M	*Jeff Baicher	20	20	1602	3	9	15	29	15	42	48	4	32	5	0	21
27	F	*Raul Diaz Arce	18	16	1416	4	2	10	42	18	26	13	10	0	1	0	3
27	M	Dario Brose	27	12	1288	4	2	10	36	13	12	24	3	28	0	0	0
24	D	Wade Barrett	31	31	2790	1	8	10	20	6	60	32	1	0	5	0	23
22	F	Alejandro Sequeira	14	12	956	3	2	8	20	10	19	17	8	0	1	0	4
29	D	*Mauricio Wright	27	27	2430	3	2	8	16	9	50	45	2	0	8	0	33
17	M	*Braeden Cloutier	26	18	1576	1	4	6	18	6	41	12	0	0	6	1	25
3	D	John Doyle	27	25	2150	1	4	6	14	8	47	26	2	0	1	1	4
8	M	Richard Mulrooney	32	25	2338	1	3	5	11	5	27	40	3	6	5	0	19
23	M	Mauricio Solis	12	12	1002	2	0	4	17	5	16	17	2	0	2	0	8
6	D	Jamie Clark	26	22	1894	2	0	4	5	3	36	19	1	0	7	0	29
9	M	Scott Bower	17	6	649	0	3	3	9	4	4	4	1	1	1	0	4
17	D	Jimmy Conrad	17	12	1163	1	1	3	3	2	16	11	0	0	4	0	17
26	M	*Jair	3	1	60	1	1	3	1	1	0	2	0	0	0	0	0
13	M	Ryan Tinsley	10	6	639	1	0	2	1	1	10	7	1	0	2	0	8
6	D	Joey Martinez	15	13	995	0	1	1	1	0	20	6	0	0	2	0	8
1	GK	Joe Cannon	24	24	2160	0	1	1	0	0	0	1	0	0	0	0	0
4	D	*Adam Frye	3	0	117	0	1	1	0	0	5	2	0	0	1	0	4
1	GK	*David Kramer	8	8	720	0	0	0	0	0	0	0	0	0	0	0	0
16	D	Tim Weaver	1	1	90	0	0	0	0	0	1	0	0	0	0	0	0
22	M	Carlos Farias	2	1	72	0	0	0	0	0	2	1	0	0	0	0	0
13	M	*Caleb Porter	4	1	72	0	0	0	0	0	6	2	0	0	2	1	8
21	M	Leighton O'Brien	4	0	62	0	0	0	0	0	1	0	0	0	0	0	0
7	M	*Esmundo Rodriguez	1	0	15	0	0	0	0	0	1	0	0	0	0	0	0
		Own-goals received				1											
		<b>TOTALS</b>				<b>48</b>	<b>67</b>	<b>161</b>	<b>371</b>	<b>176</b>	<b>500</b>	<b>411</b>	<b>82</b>	<b>138</b>	<b>59</b>	<b>3</b>	<b>239</b>
		<b>OPPONENT TOTALS</b>				<b>49</b>	<b>59</b>	<b>157</b>	<b>399</b>	<b>185</b>	<b>427</b>	<b>479</b>	<b>80</b>	<b>181</b>	<b>52</b>	<b>5</b>	

**GAME-WINNING GOALS:** Alejandro Sequeira 2, Ronald Cerritos 2, Dario Brose 2, Mauricio Wright 1, Mauricio Solis 1, Raul Diaz Arce 1

**GAME-WINNING ASSISTS:** Eddie Lewis 5, Ronald Cerritos 3, Braeden Cloutier 2, Jeff Baicher 2, Alejandro Sequeira 1, Adam Frye 1, John Doyle 1, Dario Brose 1, Scott Bower 1, Wade Barrett 1

**PENALTY KICK GOALS/ATTEMPTS:** Ronald Cerritos 1-1

## INDIVIDUAL GOALKEEPING

UNF	GOALKEEPER	GP	MIN	SHTS	SVS	C/P	GA	GAA	PG	PA	SG	SA	W	L	T	SO	OT REC
1	Joe Cannon	24	2160	129	95	76	32	1.33	2	6	16	43	14	10	0	4	6-3-0
1	*David Kramer	8	720	55	35	19	17	2.13	1	1	6	18	5	3	0	0	4-0-0
	<b>TOTALS</b>	<b>32</b>	<b>2880</b>	<b>184</b>	<b>130</b>	<b>95</b>	<b>49</b>	<b>1.53</b>	<b>3</b>	<b>7</b>	<b>22</b>	<b>61</b>	<b>19</b>	<b>13</b>	<b>0</b>	<b>4</b>	<b>10-3-0</b>

## COACHES

COACH	W	L	T	PCT.	PTS.	OT RECORD
Brian Quinn	15	12	0	.556	25	10-2-0
Jorge Espinoza	2	0	0	1.000	6	0-0-0
Lothar Osiander	2	1	0	.667	6	0-1-0

**Home Attendance (MLS Regular Season Games Only):** 239,950 (16 games)

**Home Average (MLS Regular Season Games Only):** 14,959

## SEASON HIGHLIGHTS

7/17 -- Mauricio Wright scored the winning goal in the MLS All-Star Game in the 84th minute on assist from teammate Ronald Cerritos at Qualcomm Stadium in San Diego. Cerritos provided an insurance goal in the 89th minute to account for the 6-4 final scoreline.

9/4 -- Ronald Cerritos bicycle kicks an assist to Alejandro Sequeira for the game-winning goal against Kansas City at Spartan Stadium. The play later won Nickelodeon Play of the Year in MLS.

9/19 -- Team scored four goals in 16 minutes en route to defeating Miami 6-1. Cerritos scored two goals and had an assist in the game for five points, equaling the club-record for points in a game at the time.

9/22 -- Ronald Cerritos broke his own club record for goals in a season with his 14th against the MetroStars. He finished the season with 15.

## MLS ALL-STARS

F Ronald Cerritos  
D Mauricio Wright  
M Eddie Lewis

## PLAYER OF THE WEEK

Eddie Lewis

## PLAYER OF THE MONTH

Ronald Cerritos (September)

## SEASON END AWARDS

### Local

Defensive Player of the Year -- Mauricio Wright  
Budweiser Scoring Champion -- Ronald Cerritos  
Honda Most Valuable Player -- Ronald Cerritos  
Geneva McAlavey Award -- Wade Barrett

### National

MLS Best XI -- Eddie Lewis  
Nickelodeon Play of the Year -- Ronald Cerritos

THE CLUB

2015 REVIEW

CLUB HISTORY

OPPONENTS

MEDIA INFO

# 2000 SEASON IN REVIEW

THE CLUB

2015 REVIEW

CLUB HISTORY

OPPONENTS

MEDIA INFO

Regular Season Record: 7-17-8, 29 Points  
Home: 5-5-5 Away: 2-12-3  
Overall Record: 9-18-9

Date	Opponent	Score	Result	Attend.	W-L-T	Pts.
March 25	at Columbus	1-2 (OT)	L	16,095	0-1-0	0
April 1	at Miami	0-0 (OT)	T	6,237	0-1-1	1
<b>April 8</b>	<b>METROSTARS</b>	<b>2-0</b>	<b>W</b>	<b>20,824</b>	<b>1-1-1</b>	<b>4</b>
April 15	at Kansas City	0-2	L	7,380	1-2-1	4
<b>April 22</b>	<b>DALLAS</b>	<b>5-0</b>	<b>W</b>	<b>8,871</b>	<b>2-2-1</b>	<b>7</b>
April 26	at Tampa Bay	0-4	L	5,510	2-3-1	7
<b>April 29</b>	<b>D.C. UNITED</b>	<b>2-2 (OT)</b>	<b>T</b>	<b>13,717</b>	<b>2-3-2</b>	<b>8</b>
May 6	at New England	1-2	L	14,489	2-4-2	8
May 13	at Chicago	1-4	L	11,467	2-5-2	8
<b>May 17</b>	<b>LOS ANGELES</b>	<b>0-0 (OT)</b>	<b>T</b>	<b>12,692</b>	<b>2-5-3</b>	<b>9</b>
May 20	at Kansas City	0-2	L	17,272	2-6-3	9
May 27	at Los Angeles	1-1 (OT)	T	17,831	2-6-4	10
<b>June 3</b>	<b>COLORADO</b>	<b>4-2</b>	<b>W</b>	<b>8,129</b>	<b>3-6-4</b>	<b>13</b>
June 10	at New England	0-3	L	14,109	3-7-4	13
June 14	at Stanislaus United%	5-0	W	3,600 (e)	---	16
<b>June 17</b>	<b>MIAMI</b>	<b>3-1</b>	<b>W</b>	<b>12,063</b>	<b>4-7-4</b>	<b>16</b>
<b>June 21</b>	<b>NEW ENGLAND</b>	<b>2-2 (OT)</b>	<b>T</b>	<b>10,217</b>	<b>4-7-5</b>	<b>17</b>
<b>June 24</b>	<b>CHICAGO</b>	<b>1-1 (OT)</b>	<b>T</b>	<b>13,596</b>	<b>4-7-6</b>	<b>18</b>
June 28	at MetroStars	0-0 (OT)	T	10,476	4-7-7	19
July 1	at Columbus	1-2	L	14,068	4-8-7	19
<b>July 4</b>	<b>KANSAS CITY</b>	<b>0-0 (OT)</b>	<b>T</b>	<b>14,881</b>	<b>4-8-8</b>	<b>20</b>
July 8	at Colorado	1-0	W	7,520	5-8-8	23
<b>July 15</b>	<b>COLORADO</b>	<b>1-2</b>	<b>L</b>	<b>10,131</b>	<b>5-9-8</b>	<b>23</b>
July 18	at Bay Area Seals*	2-2	T	1,623	---	24
<b>July 22</b>	<b>NEW ENGLAND</b>	<b>1-2</b>	<b>L</b>	<b>7,827</b>	<b>5-10-8</b>	<b>24</b>
<b>July 25</b>	<b>RICHMOND KICKERS%</b>	<b>2-0</b>	<b>W</b>	<b>1,021</b>	<b>---</b>	<b>27</b>
<b>Aug. 2</b>	<b>COLUMBUS</b>	<b>1-2</b>	<b>L</b>	<b>7,643</b>	<b>5-11-8</b>	<b>27</b>
Aug. 5	at Colorado	0-2	L	14,510	5-12-8	27
Aug. 9	at Los Angeles%	0-2	L	4,345	---	27
<b>Aug. 12</b>	<b>TAMPA BAY</b>	<b>1-2</b>	<b>L</b>	<b>9,156</b>	<b>5-13-8</b>	<b>27</b>
<b>Aug. 16</b>	<b>KANSAS CITY</b>	<b>0-3</b>	<b>L</b>	<b>7,081</b>	<b>5-14-8</b>	<b>27</b>
Aug. 19	at D.C. United	1-0	W	14,138	6-14-8	30
<b>Aug. 26</b>	<b>LOS ANGELES</b>	<b>0-3</b>	<b>L</b>	<b>15,683</b>	<b>6-15-8</b>	<b>30</b>
Aug. 30	at Los Angeles	1-2	L	11,974	6-16-8	30
<b>Sept. 1</b>	<b>COLUMBUS</b>	<b>3-0</b>	<b>W</b>	<b>26,853</b>	<b>7-16-8</b>	<b>33</b>
Sept. 9	at Dallas	1-2	L	14,833	7-17-8	33

(I) International Exhibition  
\* A-League/USL Exhibition  
% US Open Cup  
# MLS Cup Playoffs



## STATISTICAL LEADERS

**Goals**  
Abdul Thompson Conteh ..... 8  
Dario Brose ..... 5

**Assists**  
Richard Mulrooney ..... 9  
Khodadad Azizi ..... 4  
Dario Brose ..... 4

**Points**  
Abdul Thompson Conteh ..... 19  
Dario Brose ..... 14

**GW Goals**  
John Doyle ..... 2  
Five Tied ..... 1

**Shots**  
Abdul Thompson Conteh ..... 71  
Dario Brose ..... 63

**Shots on Goal**  
Abdul Thompson Conteh ..... 41  
Dario Brose ..... 27

**Corner Kicks**  
Richard Mulrooney ..... 98  
Harut Karapetyan ..... 35

**Appearances**  
Abdul Thompson Conteh ..... 31  
Richard Mulrooney ..... 29

**Games Started**  
Richard Mulrooney ..... 29  
Abdul Thompson Conteh ..... 27

**Minutes Played**  
Richard Mulrooney ..... 2,646  
Joe Cannon ..... 2,420

**Fouls Committed**  
Jimmy Conrad ..... 56  
Abdul Thompson Conteh ..... 49

**Fouls Suffered**  
Abdul Thompson Conteh ..... 64  
Khodadad Azizi ..... 64

**Cautions**  
Jimmy Conrad ..... 6  
Dario Brose ..... 5  
Mike Burns ..... 5

## GOALKEEPERS

**Appearances**  
Joe Cannon ..... 26  
Jon Conway ..... 6

**Games Started**  
Joe Cannon ..... 26  
Jon Conway ..... 6

**Saves**  
Joe Cannon ..... 137  
Jon Conway ..... 31

**Goals-Against Average**  
Joe Cannon ..... 1.49  
Jon Conway ..... 1.64

# 2000 SEASON IN REVIEW

## FINAL 2000 REGULAR SEASON INDIVIDUAL STATS

UNF	POS	PLAYER	GP	GS	MIN	G	A	PTS	SHT	SOG	FC	FS	OF	CK	C	E	CP
16	F	Abdul Thompson Conteh	31	27	2356	8	3	19	71	41	49	64	33	0	2	0	8
27	M	Dario Brose	28	21	2088	5	4	14	63	27	39	35	0	21	5	0	16
11	F	Khodadad Azizi	20	18	1548	3	4	10	29	16	19	64	3	1	4	1	16
18	M	Wojtek Krakowiak	24	11	1282	5	0	10	21	11	37	22	6	2	4	0	16
3	D	John Doyle	20	20	1776	4	2	10	20	11	41	19	5	0	3	1	15
8	M	Richard Mulrooney	29	29	2646	0	9	9	30	15	36	56	2	98	3	1	12
20	F	Ronald Cerritos	9	9	850	4	1	9	30	16	6	11	21	0	0	0	0
15	M	Ian Russell	28	20	1917	2	3	7	19	8	32	32	13	0	2	0	8
12	F	Harut Karapetyan	24	22	1744	2	2	6	41	19	26	24	16	35	1	0	4
23	M	Mauricio Solis	18	17	1565	2	1	5	24	10	28	18	0	0	4	1	16
4	D	Mike Burns	18	18	1660	0	2	2	13	4	14	13	1	3	5	0	16
17	D	Jim Conrad	26	25	2377	0	2	2	9	2	56	24	0	0	6	1	24
1	GK	Joe Cannon	26	26	2420	0	2	2	0	0	2	6	0	0	1	0	3
6	D	Jamie Clark	8	5	501	0	2	2	0	0	5	3	0	0	1	0	4
21	F	Giovanni Savarese	4	4	303	0	1	1	11	4	2	4	5	0	0	0	0
2	D	Dan Calichman	16	16	1442	0	1	1	5	2	23	11	0	0	4	0	12
10	M	Travis Mulraine	15	7	622	0	1	1	5	1	22	10	1	0	2	1	8
13	M	Ryan Tinsley	25	23	2048	0	1	1	2	0	31	18	0	4	3	0	11
9	M	Scott Bower	12	5	537	0	0	0	10	4	12	6	1	3	3	0	8
7	M	Justin Evans	13	9	860	0	0	0	5	0	18	11	0	0	1	0	4
29	D	*Mauricio Wright	10	10	940	0	0	0	3	0	15	16	1	0	3	0	12
24	M	Wade Barrett	3	2	163	0	0	0	1	1	4	1	0	0	1	0	4
0	GK	Jon Conway	6	6	550	0	0	0	0	0	0	0	0	0	0	0	0
5	M	*Esmundo Rodriguez	5	1	191	0	0	0	0	0	10	4	5	3	1	0	4
5	D	Gabe Eastman	2	1	135	0	0	0	0	0	0	1	0	0	0	0	0
19	F	Ryan Edwards	1	0	8	0	0	0	0	0	0	0	0	0	0	0	0
<b>TOTALS</b>						<b>35</b>	<b>41</b>	<b>111</b>	<b>412</b>	<b>192</b>	<b>527</b>	<b>473</b>	<b>113</b>	<b>170</b>	<b>59</b>	<b>6</b>	<b>221</b>
<b>OPPONENT TOTALS</b>						<b>50</b>	<b>65</b>	<b>165</b>	<b>459</b>	<b>224</b>	<b>499</b>	<b>509</b>	<b>137</b>	<b>185</b>	<b>53</b>	<b>1</b>	

**GAME-WINNING GOALS:** John Doyle 2, Wojtek Krakowiak 1, Abdul Thompson Conteh 1, Ronald Cerritos 1, Dario Brose 1, Khodadad Azizi 1

**GAME-WINNING ASSISTS:** Richard Mulrooney 3, Ryan Tinsley 1, John Doyle 1, Abdul Thompson Conteh 1, Dan Calichman 1, Mike Burns 1, Dario Brose 1

**PENALTY KICK GOALS/ATTEMPTS:** Ronald Cerritos 3-3, Dario Brose 2-2

## INDIVIDUAL GOALKEEPING

UNF	GOALKEEPER	GP	MIN	SHTS	SVS	C/P	GA	GAA	PG	PA	SG	SA	W	L	T	SO	OT REC
1	Joe Cannon	26	2420	18	137	106	40	1.49	3	3	0	0	6	13	7	7	0-1-7
0	Jon Conway	6	550	43	31	23	10	1.64	1	1	0	0	1	4	1	2	0-0-1
<b>TOTALS</b>		<b>32</b>	<b>2970</b>	<b>224</b>	<b>168</b>	<b>129</b>	<b>50</b>	<b>1.52</b>	<b>4</b>	<b>4</b>	<b>0</b>	<b>0</b>	<b>7</b>	<b>17</b>	<b>8</b>	<b>9</b>	<b>0-1-8</b>

## COACHES

COACH	W	L	T	PCT.	PTS.	OT RECORD
Lothar Osiander	7	17	8	.344	29	0-1-8

**Home Attendance (MLS Regular Season Games Only):** 199,364 (16 games)

**Home Average (MLS Regular Season Games Only):** 12,460

## SEASON HIGHLIGHTS

3/25 -- Earthquakes lose to the Columbus Crew 2-1 in overtime, giving up the first "golden goal" in MLS history.

4/1 -- Earthquakes tie the Miami Fusion 0-0 in the first scoreless tie in MLS history.

4/22 -- Earthquakes beat the Dallas Burn 5-0 to equal the club-record for largest margin of victory.

6/3 -- Earthquakes scored three goals in the last four minutes of the match to beat the Colorado Rapids 4-2 at Spartan Stadium. The three goals in four minutes set a club record.

7/4 -- Team extended home-unbeaten streak to 15 games, tying MLS record by tying Kansas City 0-0 at Spartan Stadium.

10/6 -- Eddie Lewis breaks his own club record for assists in a season with his 14th against Kansas City in a 1-0 win in the season finale.

## MLS ALL-STARS

F Khodadad Azizi  
M Dario Brose

## PLAYER OF THE WEEK

Joe Cannon (twice)

## SEASON END AWARDS

### Local

Defensive Player of the Year -- Joe Cannon  
Budweiser Scoring Champion -- Abdul Thompson Conteh  
Honda Most Valuable Player -- Richard Mulrooney  
Humanitarian of the Year -- Joe Cannon  
Geneva McAlavey Award -- Jimmy Conrad  
California Custom Award -- Dario Brose

### National

MLS Humanitarian of the Year -- Abdul Thompson Conteh  
MLS Trainer of the Year -- Bruce Morgan

# 2001 SEASON IN REVIEW

Regular Season Record: 13-7-6, 45 Points  
 Home: 8-2-3 Away: 5-5-3  
 Overall Record: 20-11-6

Date	Opponent	Score	Result	Attend.	W-L-T	Pts.
April 7	at Los Angeles	3-2	W	17,386	1-0-0	3
<b>April 14</b>	<b>DALLAS</b>	<b>0-1</b>	<b>L</b>	<b>13,919</b>	<b>1-1-0</b>	<b>3</b>
April 21	at Miami	1-2	L	8,096	1-2-0	3
April 28	at Kansas City	0-0 (OT)	T	14,521	1-2-1	4
<b>May 5</b>	<b>NEW ENGLAND</b>	<b>3-2</b>	<b>W</b>	<b>8,137</b>	<b>2-2-1</b>	<b>7</b>
May 12	at D.C. United	3-2	W	36,528	3-2-1	10
<b>May 19</b>	<b>METROSTARS</b>	<b>2-0</b>	<b>W</b>	<b>6,879</b>	<b>4-2-1</b>	<b>13</b>
May 23	at Dallas	2-0	W	7,505	5-2-1	16
May 26	at Chicago	1-1 (OT)	T	8,322	5-2-2	17
<b>May 30</b>	<b>COLORADO</b>	<b>1-1 (OT)</b>	<b>T</b>	<b>15,217</b>	<b>5-2-3</b>	<b>18</b>
June 2	at Colorado	2-1	W	10,095	6-2-3	21
June 4	at Portland Timbers*	1-2	L	4,566	---	---
June 6	at Seattle Sounders*	0-0 (3-4)	L	3,241	---	---
<b>June 9</b>	<b>LOS ANGELES</b>	<b>3-1</b>	<b>W</b>	<b>13,361</b>	<b>7-2-3</b>	<b>24</b>
June 16	at MetroStars	0-0 (OT)	T	23,561	7-2-4	25
<b>June 23</b>	<b>KANSAS CITY</b>	<b>2-0</b>	<b>W</b>	<b>8,917</b>	<b>8-2-4</b>	<b>28</b>
June 27	at Central Coast Roadrunners%	6-0	W	3,276	---	31
June 30	at New England	Postponed to Aug. 8				
<b>July 4</b>	<b>MIAMI</b>	<b>1-1 (OT)</b>	<b>T</b>	<b>9,847</b>	<b>8-2-5</b>	<b>32</b>
July 7	at Colorado	1-3	L	18,047	8-3-5	32
July 11	at Milwaukee Rampage%	0-0 (7-6)	W	5,217	---	---
<b>July 14</b>	<b>TAMPA BAY</b>	<b>2-1</b>	<b>W</b>	<b>7,065</b>	<b>9-3-5</b>	<b>35</b>
<b>July 18</b>	<b>D.C. UNITED</b>	<b>4-0</b>	<b>W</b>	<b>8,673</b>	<b>10-3-5</b>	<b>38</b>
July 21	at Columbus	1-2	L	20,273	10-4-5	38
<b>July 24</b>	<b>LOS ANGELES%</b>	<b>1-1 (9-10)</b>	<b>L</b>	<b>1,881</b>	<b>---</b>	<b>---</b>
Aug. 4	at Tampa Bay	0-2	L	11,064	10-5-5	38
Aug. 8	at New England	5-1	W	11,822	11-5-5	41
<b>Aug. 11</b>	<b>COLUMBUS</b>	<b>2-2 (OT)</b>	<b>T</b>	<b>8,119</b>	<b>11-5-6</b>	<b>42</b>
Aug. 14	at Vancouver Whitecaps*	3-1	W	6,372	---	---
<b>Aug. 18</b>	<b>CHICAGO</b>	<b>0-1</b>	<b>L</b>	<b>10,877</b>	<b>11-6-6</b>	<b>42</b>
<b>Aug. 25</b>	<b>COLORADO</b>	<b>5-2</b>	<b>W</b>	<b>7,312</b>	<b>12-6-6</b>	<b>45</b>
<b>Sept. 1</b>	<b>KANSAS CITY</b>	<b>3-0</b>	<b>W</b>	<b>6,927</b>	<b>13-6-6</b>	<b>48</b>
Sept. 8	at Kansas City	0-1	L	20,734	13-7-6	48
Sept. 12	at Los Angeles	CANCELLED				
Sept. 16	at Los Angeles	CANCELLED				
Sept. 22	at Columbus#	3-1	W	20,883		
<b>Sept. 26</b>	<b>COLUMBUS#</b>	<b>3-0</b>	<b>W</b>	<b>10,419</b>		
Oct. 10	at Miami#	0-1	L	9,236		
<b>Oct. 14</b>	<b>MIAMI#</b>	<b>4-0</b>	<b>W</b>	<b>16,119</b>		
Oct. 17	at Miami#	1-0 (OT)	W	11,242		
<b>Oct. 21</b>	<b>LOS ANGELES\$</b>	<b>2-1 (OT)</b>	<b>W</b>	<b>21,626</b>		

\* A-League/USL Exhibition  
 % US Open Cup  
 # MLS Cup Playoffs  
 \$ MLS Cup Final at Crew Stadium, Columbus, Ohio



## STATISTICAL LEADERS

**Goals**  
 Ronald Cerritos.....11  
 Manny Lagos.....8

**Assists**  
 Landon Donovan.....10  
 Ian Russell.....9  
 Richard Mulrooney.....9

**Points**  
 Ronald Cerritos.....28  
 Landon Donovan.....24  
 Manny Lagos.....24

**GW Goals**  
 Manny Lagos.....3  
 Three Tied.....2

**Shots**  
 Manny Lagos.....65  
 Dwayne De Rosario.....46  
 Landon Donovan.....46

**Shots on Goal**  
 Manny Lagos.....39  
 Ronald Cerritos.....30

**Corner Kicks**  
 Richard Mulrooney.....72  
 Landon Donovan.....25

**Appearances**  
 Manny Lagos.....26  
 Ian Russell.....26  
 Three Tied.....25

**Games Started**  
 Manny Lagos.....26  
 Ian Russell.....26  
 Joe Cannon.....25  
 Troy Dayak.....25

**Minutes Played**  
 Manny Lagos.....2,310  
 Joe Cannon.....2,306

**Fouls Committed**  
 Ian Russell.....42  
 Manny Lagos.....38

**Fouls Suffered**  
 Manny Lagos.....64  
 Ian Russell.....43

**Cautions**  
 Ian Russell.....6  
 Ramiro Corrales.....5

## GOALKEEPERS

**Appearances**  
 Joe Cannon.....25  
 Jon Conway.....1

**Games Started**  
 Joe Cannon.....25  
 Jon Conway.....1

**Saves**  
 Joe Cannon.....101  
 Jon Conway.....3

**Goals-Against Average**  
 Jon Conway.....1.00  
 Joe Cannon.....1.09

THE CLUB

2015 REVIEW

CLUB HISTORY

OPPONENTS

MEDIA INFO



# 2001 SEASON IN REVIEW

## FINAL 2001 REGULAR SEASON INDIVIDUAL STATS

UNF	POS	PLAYER	GP	GS	MIN	G	A	PTS	SHT	SOG	FC	FS	OF	CK	C	E	CP
20	F	Ronald Cerritos	25	23	1954	11	6	28	45	30	27	20	23	0	0	0	0
11	M	Manny Lagos	26	26	2310	8	8	24	65	39	38	64	4	1	3	1	10
10	F	Landon Donovan	22	17	1666	7	10	24	46	26	30	40	8	25	3	0	12
7	M	Ian Russell	26	26	2216	3	9	15	27	12	42	43	5	1	6	0	22
14	F	Dwayne DeRosario	21	11	1072	5	4	14	46	24	21	25	20	0	1	0	4
8	M	Richard Mulrooney	21	20	1878	1	9	11	31	13	26	41	0	72	4	0	16
15	F	Junior Agogo	14	6	589	4	3	11	23	11	21	15	25	2	0	0	0
24	M	Wade Barrett	24	23	2125	1	6	8	5	2	22	17	1	0	1	0	4
22	D	Zak Ibsen	24	24	2137	2	3	7	11	6	33	21	0	0	3	1	12
12	D	Jeff Agoos	20	20	1765	2	2	6	8	5	13	22	0	0	3	0	11
19	D	Troy Dayak	25	25	2236	2	0	4	10	5	25	16	2	0	4	0	12
5	D	Ramiro Corrales	14	11	1058	1	1	3	17	10	32	17	0	3	5	1	20
9	M	Scott Bower	12	3	391	0	3	3	5	1	9	8	0	6	0	0	0
6	M	Ronnie Ekelund	16	16	1421	0	2	2	20	9	36	16	0	10	2	0	8
17	D	Jimmy Conrad	16	8	928	0	0	0	5	2	21	10	0	0	2	0	8
15	F	*Chris Carrieri	5	0	89	0	0	0	4	0	0	6	1	0	0	0	0
1	GK	Joe Cannon	25	25	2306	0	0	0	0	0	0	2	0	0	0	0	0
0	GK	Jon Conway	1	1	90	0	0	0	0	0	0	0	0	0	0	0	0
2	M	Eddie Robinson	1	1	88	0	0	0	0	0	1	2	0	0	0	0	0
27	M	Dario Brose	1	0	3	0	0	0	0	0	1	0	0	0	0	0	0
20	M	*Wojtek Krakowiak	1	0	2	0	0	0	0	0	0	0	1	0	0	0	0
<b>TOTALS</b>						<b>47</b>	<b>66</b>	<b>160</b>	<b>368</b>	<b>195</b>	<b>398</b>	<b>385</b>	<b>90</b>	<b>120</b>	<b>37</b>	<b>3</b>	<b>139</b>
<b>OPPONENT TOTALS</b>						<b>29</b>	<b>33</b>	<b>91</b>	<b>302</b>	<b>139</b>	<b>411</b>	<b>380</b>	<b>77</b>	<b>130</b>	<b>63</b>	<b>4</b>	

**GAME-WINNING GOALS:** Manny Lagos 3, Ronald Cerritos 2, Dwayne De Rosario 2, Landon Donovan 2, Jeff Agoos 1, Wade Barrett 1, Zak Ibsen 1, Ian Russell 1

**GAME-WINNING ASSISTS:** Richard Mulrooney 4, Ian Russell 4, Wade Barrett 2, Landon Donovan 2, Manny Lagos 2, Scott Bower 1, Dwayne De Rosario 1

**PENALTY KICK GOALS/ATTEMPTS:** Ronald Cerritos 1-2, Dwayne De Rosario 0-1, Landon Donovan 1-1

## INDIVIDUAL GOALKEEPING

UNF	GOALKEEPER	GP	MIN	SHTS	SVS	C/P	GA	GAA	PG	PA	SG	SA	W	L	T	SO	OT REC
0	Jon Conway	1	90	5	3	3	1	1.00	0	0	0	0	0	1	0	0	0-0-0
1	Joe Cannon	25	2306	134	101	87	28	1.09	3	4	0	0	13	6	6	7	0-0-6
<b>TOTALS</b>		<b>26</b>	<b>2396</b>	<b>139</b>	<b>104</b>	<b>90</b>	<b>29</b>	<b>1.09</b>	<b>3</b>	<b>4</b>	<b>0</b>	<b>0</b>	<b>13</b>	<b>7</b>	<b>6</b>	<b>7</b>	<b>0-0-6</b>

## COACHES

COACH	W	L	T	PCT.	PTS.	OT RECORD
Frank Yallop	13	7	6	.615	45	0-0-6

**Home Attendance (MLS Regular Season Games Only):** 125,250 (13 games)

**Home Average (MLS Regular Season Games Only):** 9,635

## SEASON HIGHLIGHTS

2/2 -- Frank Yallop is named head coach, replacing Lothar Osiander.

4/28-7/4 -- Quakes go on a club-record 12-game unbeaten streak, during which they compile a 7-0-5 record. During streak, team also goes unbeaten on the road for six consecutive games, one game shy of the all-time record held by D.C. United.

8/8 -- Landon Donovan sets single-game Quakes record for points with six (two goals, two assists) against New England.

-- Earthquakes set records for fewest goals allowed (29), points in a season (45), goal differential (+18), goals per game (1.81), fewest cautions (37) and lowest goals-against average (1.09).

-- Earthquakes achieve third biggest turnaround in MLS history in regular season, improving from a winning percentage of .344 to .615 from 2000 to 2001, an increase of .271 percent.

-- Quakes become first team in MLS history to go from last place the previous season to become MLS Cup champions the next season.

## MLS ALL-STARS

F Landon Donovan  
F Ronald Cerritos  
M Manny Lagos  
D Troy Dayak  
D Jeff Agoos  
GK Joe Cannon

## SEASON END AWARDS

### Local

Defensive Player of the Year -- Jeff Agoos  
Budweiser Scoring Champion -- Ronald Cerritos  
Honda Most Valuable Player -- Jeff Agoos  
Humanitarian of the Year -- Troy Dayak  
Geneva McAlavey Award -- Jimmy Conrad  
California Custom Award -- Richard Mulrooney

### National

MLS Defender of the Year -- Jeff Agoos  
Best XI -- Jeff Agoos  
ACE Comeback Player of the Year -- Troy Dayak  
MLS Coach of the Year -- Frank Yallop  
Team Fair Play Award

# 2002 SEASON IN REVIEW

Regular Season Record: 14-11-3, 45 Points

Home: 12-1-1 Away: 2-10-2

Overall Record: 19-15-4

Date	Opponent	Score	Result	Attend.	W-L-T	Pts.
March 13	at CD Olimpia <sup>^</sup>	1-0	W	4,318	---	---
<b>March 16</b>	<b>CD OLIMPIA<sup>^</sup></b>	<b>3-1</b>	<b>W</b>	<b>3,300</b>	---	---
March 23	at Dallas	2-0	W	15,214	1-0-0	3
March 30	at Colorado	0-1	L	25,010	1-1-0	3
<b>April 6</b>	<b>NEW ENGLAND</b>	<b>2-1</b>	<b>W</b>	<b>10,104</b>	<b>2-1-0</b>	<b>6</b>
April 13	at Kansas City	0-2	L	10,636	2-2-0	6
April 17	at Pachuca <sup>^</sup>	0-3	L	8,000 (e)	---	---
<b>April 20</b>	<b>COLORADO</b>	<b>2-0</b>	<b>W</b>	<b>8,188</b>	<b>3-2-0</b>	<b>9</b>
<b>April 24</b>	<b>PACHUCA<sup>^</sup></b>	<b>1-0</b>	<b>W</b>	<b>6,213</b>	---	---
April 27	at MetroStars	1-1 (OT)	T	13,339	3-2-1	10
<b>May 4</b>	<b>COLUMBUS</b>	<b>3-2</b>	<b>W</b>	<b>6,317</b>	<b>4-2-1</b>	<b>13</b>
<b>May 11</b>	<b>METROSTARS</b>	<b>2-1</b>	<b>W</b>	<b>8,445</b>	<b>5-2-1</b>	<b>16</b>
May 18	at Columbus	0-2	L	15,712	5-3-1	16
May 26	at Chicago	1-1 (OT)	T	13,521	5-3-2	17
June 1	at New England	2-0	W	21,539	6-3-2	20
<b>June 8</b>	<b>KANSAS CITY</b>	<b>3-0</b>	<b>W</b>	<b>8,043</b>	<b>7-3-2</b>	<b>23</b>
June 15	at Columbus	1-2	L	19,085	7-4-2	23
<b>June 22</b>	<b>COLORADO</b>	<b>4-0</b>	<b>W</b>	<b>10,431</b>	<b>8-4-2</b>	<b>26</b>
<b>June 29</b>	<b>KANSAS CITY</b>	<b>2-1</b>	<b>W</b>	<b>9,008</b>	<b>9-4-2</b>	<b>29</b>
July 4	at Los Angeles	1-2	L	55,234	9-5-2	29
<b>July 7</b>	<b>LOS ANGELES</b>	<b>1-0</b>	<b>W</b>	<b>12,528</b>	<b>10-5-2</b>	<b>32</b>
July 13	at Dallas	1-2	L	13,035	10-6-2	32
July 14	at Minnesota Thunder*	2-0	W	8,110	---	---
July 18	at Seattle Sounders%	4-3 (OT)	W	1,275	---	---
<b>July 20</b>	<b>DALLAS</b>	<b>4-0</b>	<b>W</b>	<b>12,616</b>	<b>11-6-2</b>	<b>35</b>
<b>July 24</b>	<b>CHICAGO</b>	<b>1-0</b>	<b>W</b>	<b>9,137</b>	<b>12-6-2</b>	<b>38</b>
July 27	at Kansas City	1-2	L	11,530	12-7-2	38
<b>Aug. 7</b>	<b>LOS ANGELES%</b>	<b>0-1 (OT)</b>	<b>L</b>	<b>6,481</b>	---	---
<b>Aug. 17</b>	<b>D.C. UNITED</b>	<b>2-2 (OT)</b>	<b>T</b>	<b>11,177</b>	<b>12-7-3</b>	<b>39</b>
<b>Aug. 21</b>	<b>DALLAS</b>	<b>3-1</b>	<b>W</b>	<b>9,089</b>	<b>13-7-3</b>	<b>42</b>
Aug. 24	at Colorado	0-3	L	12,196	13-8-3	42
Aug. 31	at D.C. United	2-4	L	14,158	13-9-3	42
<b>Sept. 7</b>	<b>COLUMBUS</b>	<b>4-3 (OT)</b>	<b>W</b>	<b>14,792</b>	<b>14-9-3</b>	<b>45</b>
Sept. 14	at Los Angeles	0-1	L	32,874	14-10-3	45
<b>Sept. 18</b>	<b>CLUB AMERICA(I)</b>	<b>1-1</b>	<b>T</b>	<b>22,512</b>	---	---
<b>Sept. 21</b>	<b>LOS ANGELES</b>	<b>0-1</b>	<b>L</b>	<b>26,229</b>	<b>14-11-3</b>	<b>46</b>
<b>Sept. 25</b>	<b>COLUMBUS#</b>	<b>1-2</b>	<b>L</b>	<b>8,069</b>	---	---
Sept. 28	at Columbus#	1-2	L	13,004	---	---

<sup>^</sup> CONCACAF Champions Cup

(I) International Exhibition

\* A-League/USL Exhibition

% US Open Cup

# MLS Cup Playoffs

(e) Estimate



## STATISTICAL LEADERS

### Goals

Ariel Graziani ..... 14  
Landon Donovan ..... 7

### Assists

Ramiro Corrales ..... 9  
Three Tied ..... 8

### Points

Ariel Graziani ..... 33  
Ronnie Ekelund ..... 20

### GW Goals

Ariel Graziani ..... 6  
Three Tied ..... 2

### Shots

Ariel Graziani ..... 69  
Dwayne De Rosario ..... 56

### Shots on Goal

Ariel Graziani ..... 39  
Dwayne De Rosario ..... 29

### Corner Kicks

Richard Mulrooney ..... 129  
Ramiro Corrales ..... 20

### Appearances

Wade Barrett ..... 28  
Ariel Graziani ..... 28

### Games Started

Wade Barrett ..... 28  
Ronnie Ekelund ..... 27

### Minutes Played

Wade Barrett ..... 2,555  
Joe Cannon ..... 2,375

### Fouls Committed

Ramiro Corrales ..... 59  
Ariel Graziani ..... 56

### Fouls Suffered

Richard Mulrooney ..... 73  
Landon Donovan ..... 45

### Cautions

Jimmy Conrad ..... 9  
Ramiro Corrales ..... 6  
Ariel Graziani ..... 6

## GOALKEEPERS

### Appearances

Joe Cannon ..... 26  
Jon Conway ..... 3

### Games Started

Joe Cannon ..... 26  
Jon Conway ..... 2

### Saves

Joe Cannon ..... 100  
Jon Conway ..... 11

### Goals-Against Average

Joe Cannon ..... 1.10  
Jon Conway ..... 2.98

THE CLUB

2015 REVIEW

CLUB HISTORY

OPPONENTS

MEDIA INFO

# 2002 SEASON IN REVIEW

## FINAL 2002 REGULAR SEASON INDIVIDUAL STATS

UNF	POS	PLAYER	GP	GS	MIN	G	A	PTS	SHT	SOG	FC	FS	OF	CK	C	E	CP
20	F	Ariel Graziani	28	26	2289	14	5	33	69	39	56	39	25	5	6	0	22
6	M	Ronnie Ekelund	27	27	2347	6	8	20	43	20	45	24	0	0	2	1	8
10	F	Landon Donovan	20	18	1681	7	3	17	42	23	30	45	4	0	3	0	11
14	F	Dwayne DeRosario	27	18	1637	4	8	16	56	29	41	26	34	3	3	0	11
5	D	Ramiro Corrales	28	26	2354	3	9	15	38	16	59	34	2	20	6	0	23
11	M	Manny Lagos	26	20	1683	3	4	10	37	16	19	30	1	1	1	0	4
8	M	Richard Mulrooney	26	26	2312	1	8	10	22	5	39	73	1	129	2	1	8
24	D	Wade Barrett	28	28	2555	1	6	8	9	5	24	10	0	0	4	0	16
17	D	Jimmy Conrad	25	25	2248	1	3	5	13	6	38	18	0	0	9	0	36
2	MD	Eddie Robinson	19	16	1427	2	1	5	11	5	36	16	0	0	5	0	20
7	M	Ian Russell	24	15	1348	0	2	2	14	6	23	23	5	0	3	0	12
19	D	Troy Dayak	15	14	1235	0	1	1	5	2	10	8	0	0	3	0	12
22	D	Zak Ibsen	17	10	1077	0	1	1	4	1	20	2	0	0	4	0	16
12	D	Jeff Agoos	12	9	839	0	0	0	7	3	4	13	0	0	2	0	8
13	F	Devin Barclay	12	2	321	0	0	0	2	1	2	10	3	0	0	0	0
1	GK	Joe Cannon	26	26	2375	0	0	0	0	0	2	9	0	0	2	1	8
18	GK	Jon Conway	3	2	181	0	0	0	0	0	0	0	0	0	0	0	0
15	F	Luchi Gonzalez	8	0	47	0	0	0	0	0	0	3	0	0	0	0	0
4	M	Chris Rorer	4	0	29	0	0	0	0	0	0	0	0	0	0	0	0
		Own-goals received				3											
		<b>TOTALS</b>				<b>45</b>	<b>59</b>	<b>149</b>	<b>372</b>	<b>177</b>	<b>448</b>	<b>383</b>	<b>75</b>	<b>158</b>	<b>55</b>	<b>3</b>	<b>215</b>
		<b>OPPONENT TOTALS</b>				<b>35</b>	<b>46</b>	<b>116</b>	<b>329</b>	<b>153</b>	<b>398</b>	<b>416</b>	<b>101</b>	<b>135</b>	<b>59</b>	<b>4</b>	

**GAME-WINNING GOALS:** Ariel Graziani 6, Landon Donovan 2, Ramiro Corrales 2, Ronnie Ekelund 1, Dwayne De Rosario 1, Jimmy Conrad 1

**GAME-WINNING ASSISTS:** Dwayne De Rosario 4, Ramiro Corrales 3, Wade Barrett 3, Richard Mulrooney 2, Ronnie Ekelund 2, Landon Donovan 2, Manny Lagos 1, Ariel Graziani 1, Troy Dayak 1, Jimmy Conrad 1

**PENALTY KICK GOALS/ATTEMPTS:** Ronnie Ekelund 2-3

## INDIVIDUAL GOALKEEPING

UNF	GOALKEEPER	GP	MIN	SHTS	SVS	C/P	GA	GAA	PG	PA	SG	SA	W	L	T	SO	OT REC
1	Joe Cannon	26	2375	136	100	99	29	1.10	4	5	0	0	13	10	3	8	1-0-3
18	Jon Conway	3	181	17	11	6	6	2.98	1	1	0	0	1	1	0	0	0-0-0
	<b>TOTALS</b>	<b>29</b>	<b>2556</b>	<b>153</b>	<b>111</b>	<b>105</b>	<b>35</b>	<b>1.23</b>	<b>5</b>	<b>6</b>	<b>0</b>	<b>0</b>	<b>14</b>	<b>11</b>	<b>3</b>	<b>8</b>	<b>1-0-3</b>

## COACHES

COACH	W	L	T	PCT.	PTS.	OT RECORD
Frank Yallop	14	11	3	0.554	45	1-0-3

**Home Attendance (MLS Regular Season Games Only):** 156,104 (14 games)

**Home Average (MLS Regular Season Games Only):** 11,150

## SEASON HIGHLIGHTS

- Joe Cannon set the club record for shutouts in a season with his eighth on July 24 vs. Chicago.
- Ariel Graziani set a new club record for game-winning goals in a season with six.
- The Quakes posted a 12-game home winning streak that stretched from Aug. 25, 2001- July 24, 2002 and also had a 15-game home unbeaten streak that stretched from Aug. 25, 2001-Sept. 7, 2002.
- San Jose finished the season with a 12-1-1 home record, the best winning percentage at home in MLS history (.893).
- The Earthquakes participated in the CONCACAF Champions Cup for the first time in club history, reaching the quarterfinals by defeating CD Olimpia 4-1 on aggregate. They then lost to Pachuca CF 3-1 on aggregate.

## MLS ALL-STARS

Jeff Agoos  
Wade Barrett  
Joe Cannon  
Landon Donovan  
Ariel Graziani  
Richard Mulrooney

## PLAYER OF THE MONTH

Ariel Graziani (June)

## PLAYERS OF THE WEEK

Ariel Graziani, Ramiro Corrales

## SEASON END AWARDS

### Local

Honda MVP – Ariel Graziani  
Defensive Player of the Year – Wade Barrett  
Humanitarian of the Year – Jimmy Conrad  
Geneva McAlavey Award – Wade Barrett  
California Custom Award – Ronnie Ekelund

### National

Goalkeeper of the Year – Joe Cannon  
Best XI – Ronnie Ekelund, Wade Barrett

# 2003 SEASON IN REVIEW

Regular Season Record: 14-7-9, 51 Points  
Home: 7-4-4 Away: 7-3-5  
Overall Record: 20-11-10

Date	Opponent	Score	Result	Attend.	W-L-T	Pts.
March 16	at CSD Municipal <sup>^</sup>	2-4	L	12,000 (e)	---	---
<b>March 26</b>	<b>CSD MUNICIPAL<sup>^</sup></b>	<b>2-1</b>	<b>W</b>	<b>4,594</b>	---	---
April 12	at Colorado	2-1	W	20,816	1-0-0	3
<b>April 19</b>	<b>KANSAS CITY</b>	<b>1-1 (OT)</b>	<b>T</b>	<b>17,032</b>	<b>1-0-1</b>	<b>4</b>
<b>April 26</b>	<b>LOS ANGELES</b>	<b>1-0</b>	<b>W</b>	<b>9,187</b>	<b>2-0-1</b>	<b>7</b>
May 3	at New England	2-0	W	13,722	3-0-1	10
May 10	at Chicago	0-0 (OT)	T	7,825	3-0-2	11
<b>May 17</b>	<b>COLUMBUS</b>	<b>4-3</b>	<b>W</b>	<b>7,180</b>	<b>4-0-2</b>	<b>14</b>
May 28	at Seattle Sounders*	0-0	T	3,250	---	---
<b>May 31</b>	<b>CHICAGO</b>	<b>1-4</b>	<b>L</b>	<b>7,410</b>	<b>4-1-2</b>	<b>14</b>
June 7	at Columbus	0-1	L	16,481	4-2-2	14
June 11	at Chico Rooks*	1-1 (4-2)	W	3,000 (e)	---	---
June 14	at Dallas	2-1	W	7,601	5-2-2	17
June 18	at Los Angeles	1-1 (OT)	T	13,867	5-2-3	18
<b>June 21</b>	<b>COLUMBUS</b>	<b>2-1</b>	<b>W</b>	<b>8,058</b>	<b>6-2-3</b>	<b>21</b>
<b>June 28</b>	<b>KANSAS CITY</b>	<b>0-0 (OT)</b>	<b>T</b>	<b>7,817</b>	<b>6-2-4</b>	<b>22</b>
July 2	at MetroStars	4-4 (OT)	T	14,875	6-2-5	23
<b>July 5</b>	<b>CHICAGO</b>	<b>0-0 (OT)</b>	<b>T</b>	<b>7,705</b>	<b>6-2-6</b>	<b>24</b>
<b>July 12</b>	<b>COLORADO</b>	<b>0-2</b>	<b>L</b>	<b>8,107</b>	<b>6-3-6</b>	<b>24</b>
July 19	at D.C. United	2-1	W	21,842	7-3-6	27
<b>July 26</b>	<b>DALLAS</b>	<b>3-0</b>	<b>W</b>	<b>9,034</b>	<b>8-3-6</b>	<b>30</b>
Aug. 5	at Seattle Sounders%	0-1	L	2,510	---	---
Aug. 8	at Kansas City	1-0	W	13,819	9-3-6	33
Aug. 13	at Dallas	3-0	W	5,515	10-3-6	36
Aug. 16	at New England	1-1 (OT)	T	14,877	10-3-7	37
<b>Aug. 24</b>	<b>D.C. UNITED</b>	<b>1-0</b>	<b>W</b>	<b>13,107</b>	<b>11-3-7</b>	<b>40</b>
<b>Aug. 30</b>	<b>COLORADO</b>	<b>1-2</b>	<b>L</b>	<b>10,116</b>	<b>11-4-7</b>	<b>40</b>
Sept. 1	at Vancouver*	4-3	W	4,187	---	---
<b>Sept. 7</b>	<b>NEW ENGLAND</b>	<b>2-1</b>	<b>W</b>	<b>13,510</b>	<b>12-4-7</b>	<b>43</b>
Sept. 13	at D.C. United	1-2	L	15,502	13-5-7	43
Sept. 20	at Kansas City	4-1	W	30,308	13-5-7	46
<b>Sept. 27</b>	<b>DALLAS</b>	<b>5-2</b>	<b>W</b>	<b>12,219</b>	<b>14-5-7</b>	<b>49</b>
<b>Oct. 5</b>	<b>METROSTARS</b>	<b>0-2</b>	<b>L</b>	<b>10,225</b>	<b>14-6-7</b>	<b>49</b>
Oct. 10	at Colorado	0-0 (OT)	T	12,478	14-6-8	50
<b>Oct. 14</b>	<b>CHIVAS*</b>	<b>0-2</b>	<b>L</b>	<b>12,195</b>	---	---
Oct. 18	at Los Angeles	0-3	L	27,000 (so)	14-7-8	50
<b>Oct. 25</b>	<b>LOS ANGELES</b>	<b>1-1 (OT)</b>	<b>T</b>	<b>16,282</b>	<b>14-7-9</b>	<b>51</b>
Nov. 1	at Los Angeles#	2-0	L	20,201	---	---
<b>Nov. 9</b>	<b>LOS ANGELES#</b>	<b>5-2 (OT)</b>	<b>W</b>	<b>14,145</b>	---	---
<b>Nov. 15</b>	<b>KANSAS CITY#</b>	<b>3-2 (OT)</b>	<b>W</b>	<b>16,108</b>	---	---
<b>Nov. 23</b>	<b>CHICAGO\$</b>	<b>4-2</b>	<b>W</b>	<b>27,000 (so)</b>	---	---

<sup>^</sup> CONCACAF Champions Cup  
<sup>\*</sup> Exhibition  
<sup>%</sup> US Open Cup  
<sup>#</sup> MLS Cup Playoffs  
<sup>\$</sup> MLS Cup at The Home Depot Center



## STATISTICAL LEADERS

**Goals**  
Landon Donovan ..... 12  
Brian Ching ..... 6  
Brian Mullan ..... 6

**Assists**  
Brian Mullan ..... 9  
Richard Mulrooney ..... 7

**Points**  
Landon Donovan ..... 30  
Brian Mullan ..... 21

**GW Goals**  
Landon Donovan ..... 5  
Eight Tied ..... 1

**Shots**  
Landon Donovan ..... 53  
Brian Ching ..... 39  
Ramiro Corrales ..... 39

**Shots on Goal**  
Landon Donovan ..... 30  
Brian Mullan ..... 19

**Cautions**  
Craig Waibel ..... 7  
Three Tied ..... 6

**Appearances**  
Todd Dunivant ..... 30  
Brian Mullan ..... 30  
Jeff Agoos ..... 28

**Games Started**  
Todd Dunivant ..... 30  
Brian Mullan ..... 30  
Jeff Agoos ..... 28

**Minutes Played**  
Todd Dunivant ..... 2,778  
Brian Mullan ..... 2,723

**Fouls Committed**  
Brian Mullan ..... 57  
Craig Waibel ..... 47

**Fouls Suffered**  
Brian Mullan ..... 54  
Richard Mulrooney ..... 54  
Brian Ching ..... 44

**Corner Kicks**  
Richard Mulrooney ..... 64  
Jeff Agoos ..... 46

## GOALKEEPERS

**Appearances**  
Pat Onstad ..... 27  
Jon Conway ..... 3

**Games Started**  
Pat Onstad ..... 27  
Jon Conway ..... 3

**Saves**  
Pat Onstad ..... 103  
Jon Conway ..... 11

**Goals-Against Average**  
Pat Onstad ..... 1.04  
Jon Conway ..... 1.93

THE CLUB

2015 REVIEW

CLUB HISTORY

OPPONENTS

MEDIA INFO

# 2003 SEASON IN REVIEW

## FINAL 2003 REGULAR SEASON INDIVIDUAL STATS

UNF	POS	PLAYER	GP	GS	MIN	G	A	PTS	SHT	SOG	FC	FS	OF	CK	C	E	CP
10	F	Landon Donovan	22	21	1882	12	6	30	53	30	0	30	38	6	4	4	0
9	MF	Brian Mullan	30	30	2723	6	9	21	38	19	0	57	54	15	0	6	0
25	F	Brian Ching	15	14	1235	6	2	14	39	17	0	31	44	13	1	0	0
14	F	Dwayne De Rosario	11	6	686	4	3	11	20	8	0	12	10	13	1	0	0
11	F/M	Manny Lagos	27	17	1545	3	5	11	33	12	0	22	25	8	0	3	1
17	D	Todd Dunivant	30	30	2778	1	6	8	19	11	2	17	18	2	43	2	0
13	MF	Jamil Walker	19	0	365	4	0	8	18	13	1	11	8	5	0	1	0
8	M	Richard Mulrooney	25	25	2330	0	7	7	24	7	1	29	54	1	64	2	0
12	D	Jeff Agoos	28	28	2593	2	2	6	17	4	1	21	25	0	46	6	0
4	D	Chris Roner	23	21	1939	2	2	6	16	8	0	26	15	0	0	2	0
6	M	Ronnie Ekelund	22	17	1457	1	3	5	15	5	2	38	18	1	6	5	0
7	M	Ian Russell	18	16	1339	0	5	5	14	5	0	30	18	10	1	3	0
5	WD	Ramiro Corrales	25	24	2080	1	2	4	39	14	0	45	26	0	1	6	1
26	MF	Arturo Alvarez	15	5	655	1	1	3	6	2	0	17	11	0	0	2	0
2	D	Eddie Robinson	13	13	1121	1	1	3	5	3	1	27	17	0	0	2	0
16	D	Craig Waibel	24	22	1991	0	2	2	9	4	0	47	9	0	0	7	1
22	F	*Rodrigo Faria	4	3	249	0	1	1	8	1	0	6	8	3	0	0	0
1	GK	Jon Conway	3	3	280	0	0	0	0	0	0	0	0	0	0	0	0
19	D	Troy Dayak	9	8	785	0	0	0	2	0	0	10	4	0	0	2	0
15	F	Roger Levesque	3	0	43	0	0	0	0	0	0	0	1	0	0	0	0
18	GK	Pat Onstad	27	27	2510	0	0	0	2	1	0	0	6	0	0	0	0
Own-goals received															1		
<b>Team totals</b>			<b>30</b>	<b>30</b>	<b>2790</b>	<b>45</b>	<b>57</b>	<b>147</b>	<b>377</b>	<b>164</b>	<b>8</b>	<b>476</b>	<b>420</b>	<b>77</b>	<b>167</b>	<b>53</b>	<b>3</b>
<b>Opponent totals</b>			<b>30</b>	<b>30</b>	<b>2790</b>	<b>35</b>	<b>39</b>	<b>109</b>	<b>367</b>	<b>155</b>	<b>3</b>	<b>429</b>	<b>456</b>	<b>70</b>	<b>164</b>	<b>47</b>	<b>4</b>

**GAME-WINNING GOALS:** Landon Donovan 5, Jamil Walker 1, Eddie Robinson 1, Brian Mullan 1, Manny Lagos 1, Todd Dunivant 1, Ramiro Corrales 1, Brian Ching 1, Arturo Alvarez 1

**GAME-WINNING ASSISTS:** Richard Mulrooney 3, Ian Russell 2, Brian Mullan 2, Manny Lagos 2, Ronnie Ekelund 2, Landon Donovan 2, Brian Ching 2, Chris Roner 1, Todd Dunivant 1, Dwayne De Rosario 1

**PENALTY KICK GOALS/ATTEMPTS:** Landon Donovan 1-1, Jeff Agoos 1-1

## INDIVIDUAL GOALKEEPING

UNF	GOALKEEPER	GS	GP	MIN	SHTS	SVS	C/P	GA	GA/PG	PA	W	L	T	SO	OT REC
18	Pat Onstad	27	27	2510	138	103	117	29	1.04	1	14	5	8	9	0-0-8
1	Jon Conway	3	3	280	18	11	10	6	1.93	0	0	2	1	1	0-0-1
<b>TOTALS</b>		<b>30</b>	<b>30</b>	<b>2790</b>	<b>156</b>	<b>114</b>	<b>127</b>	<b>35</b>	<b>1.13</b>	<b>1</b>	<b>14</b>	<b>7</b>	<b>9</b>	<b>10</b>	<b>0-0-9</b>

## COACHES

COACH	W	L	T	PCT.	PTS.	OT RECORD
Frank Yallop	14	7	9	0.617	51	0-0-9

**Home Attendance (MLS Regular Season Games Only):** 156,989 (15 games)

**Home Average (MLS Regular Season Games Only):** 10,466

## SEASON HIGHLIGHTS

- 5/17 -- Quakes defeat Columbus Crew to complete best start in team history (4-0-2).
- 9/20 -- Landon Donovan records first hat trick in team history.
- 9/27 -- Dwayne De Rosario scores fastest goal in MLS history (11 seconds) on his way to hat trick.
- 10/25 -- Richard Mulrooney breaks club record with 133 appearances for San Jose.
- 11/9 -- Earthquakes overcome four-goal deficit in the series and a two-goal deficit in the game in Game 2 to defeat the LA Galaxy, 5-2, and win the series, 5-4 on total goals.
- Earthquakes post then-club-record 7-3-5 road record and set club record with seven-game road unbeaten streak from June 14-Aug. 16.
- Pat Onstad sets then club record for shutouts (9), wins (14), catch/punches (117), games played in goal (27) and goals against average (1.04).
- Earthquakes set then club record with 51 points and win their first regular season Western Conference title.
- Rookie Arturo Alvarez became the youngest player to appear in a game for San Jose (17 years, 295 days on April 19), start a game, score a goal and earn an assist for San Jose (17 years, 351 days on June 14).

## MLS ALL-STARs

Jeff Agoos  
Landon Donovan

## PLAYER OF THE MONTH

Landon Donovan (April, September)

## PLAYERS OF THE WEEK

Pat Onstad, Landon Donovan, Dwayne De Rosario

## SEASON END AWARDS

### Local

Defensive Player of the Year -- Jeff Agoos  
Budweiser Scoring Champion -- Landon Donovan  
Honda Most Valuable Player -- Landon Donovan  
U.S. Soccer Foundation Humanitarian of the Year -- Craig Waibel  
Geneva McAlavey Award -- Brian Mullan  
California Custom Award -- Pat Onstad

### National

Goalkeeper of the Year -- Pat Onstad  
Best XI -- Landon Donovan, Pat Onstad

# 2004 SEASON IN REVIEW

Regular Season Record: 9-10-11, 38 Points

Home: 5-2-8 Away: 4-8-3

Overall Record: 14-14-11

Date	Opponent	Score	Result	Attend.	W-L-T	Pts.
March 17	at LD Alajuelense <sup>^</sup>	0-3	L	10,000 (est)	---	---
March 24	LD ALAJUELENSE <sup>^</sup>	1-0	W	5,130	---	---
April 3	at D.C. United	1-2	L	24,603	0-1-0	0
April 10	CHICAGO	0-0	T	8,230	0-1-1	1
April 17	at New England	3-1	W	16,203	1-1-1	4
April 24	at Colorado	0-1	L	8,425	1-2-1	4
May 1	D.C. UNITED	1-1	T	17,667	1-2-2	5
May 8	METROSTARS	5-5	T	7,522	1-2-3	6
May 12	SPORTING CLUB*	4-1	W	5,254	---	---
May 15	at Dallas	2-1	W	8,498	2-2-3	9
May 22	LOS ANGELES	4-2	W	12,207	3-2-3	12
May 29	at Columbus	0-1	L	14,555	3-3-3	12
June 5	CANADA*	1-3	L	7,013	---	---
June 12	METROSTARS	3-1	W	9,999	4-3-3	15
June 19	at Chicago	1-1	T	13,472	4-3-4	16
June 26	KANSAS CITY	1-1	T	10,188	4-3-5	17
July 4	at Los Angeles	1-2	L	27,000	4-4-5	17
July 7	DALLAS	1-2	L	9,350	4-5-5	17
July 10	at MetroStars	0-2	L	13,174	4-6-5	17
July 14	at Portland Timbers <sup>%</sup>	3-0	W	10,622	---	---
July 17	COLORADO	3-1	W	9,122	5-6-5	20
July 24	NEW ENGLAND	2-2	T	9,062	5-6-6	21
Aug. 4	at Minnesota Thunder <sup>%</sup>	2-2 (5-4)	W	5,688	---	---
Aug. 7	D.C. UNITED	2-0	W	19,324	6-6-6	24
Aug. 11	at Chicago	1-2	L	11,307	6-7-6	24
Aug. 14	at Kansas City	2-0	W	11,545	7-7-6	27
Aug. 21	DALLAS	3-0	W	10,020	8-7-6	30
Aug. 24	at Kansas City <sup>%</sup>	0-1	L	2,162	---	---
Aug. 28	COLORADO	0-0	T	12,846	8-7-7	31
Sept. 4	at New England	1-0	W	25,266	9-7-7	34
Sept. 8	COLUMBUS	0-1	L	7,137	9-8-7	34
Sept. 11	at Los Angeles	1-2	L	27,000	9-9-7	34
Sept. 18	at Kansas City	0-1	L	10,873	9-10-7	34
Sept. 25	LOS ANGELES	0-0	T	27,030	9-10-8	35
Oct. 2	at Colorado	1-1	T	12,323	9-10-9	36
Oct. 9	KANSAS CITY	0-0	T	25,311	9-10-10	37
Oct. 16	at Dallas	2-2	T	10,268	9-10-11	38
Oct. 24	KANSAS CITY#	2-0	W	8,659		
Oct. 30	at Kansas City#	0-3	L	10,022		

<sup>^</sup> = CONCACAF Champions Cup

\* = Exhibition

<sup>%</sup> = US Open Cup

<sup>#</sup> = MLS Cup Playoffs



## STATISTICAL LEADERS

**Goals**  
 Brian Ching ..... 12  
 Landon Donovan ..... 6

**Assists**  
 Landon Donovan ..... 10  
 Brian Mullan ..... 7  
 Richard Mulrooney ..... 7

**Points**  
 Brian Ching ..... 28  
 Landon Donovan ..... 22

**GW Goals**  
 Brian Ching ..... 3  
 Brian Mullan ..... 2

**Shots**  
 Brian Ching ..... 51  
 Landon Donovan ..... 51  
 Ramiro Corrales ..... 42

**Shots on Goal**  
 Brian Ching ..... 26  
 Landon Donovan ..... 22

**Cautions**  
 Landon Donovan ..... 6  
 Troy Dayak ..... 5  
 Brian Mullan ..... 5

**Appearances**  
 Richard Mulrooney ..... 30  
 Ramiro Corrales ..... 29

**Games Started**  
 Richard Mulrooney ..... 30  
 Ramiro Corrales ..... 28  
 Brian Mullan ..... 28

**Minutes Played**  
 Richard Mulrooney ..... 2,700  
 Ramiro Corrales ..... 2,475

**Fouls Committed**  
 Brian Mullan ..... 68  
 Brian Ching ..... 47

**Fouls Suffered**  
 Richard Mulrooney ..... 89  
 Brian Ching ..... 73

**Corner Kicks**  
 Richard Mulrooney ..... 87  
 Jeff Agoos ..... 79

## GOALKEEPERS

**Appearances**  
 Pat Onstad ..... 25  
 Jon Conway ..... 5

**Games Started**  
 Pat Onstad ..... 25  
 Jon Conway ..... 5

**Saves**  
 Pat Onstad ..... 98  
 Jon Conway ..... 15

**Goals-Against Average**  
 Jon Conway ..... 0.60  
 Pat Onstad ..... 1.28

THE CLUB

2015 REVIEW

CLUB HISTORY

OPPONENTS

MEDIA INFO

# 2004 SEASON IN REVIEW

## FINAL 2004 REGULAR SEASON INDIVIDUAL STATS

UNF	POS	PLAYER	GP	GS	MIN	G	A	PTS	SHT	SOG	BLK	FC	FS	OF	CK	C	E	CP
25	F	Brian Ching	25	21	1954	12	4	28	51	26	0	47	73	11	2	4	0	20
10	F/M	Landon Donovan	23	22	2018	6	10	22	51	22	0	26	46	11	4	6	0	26
9	MF	Brian Mullan	28	28	2408	3	8	14	41	20	0	68	69	13	1	5	1	21
14	F	Dwayne De Rosario	21	12	1214	5	3	13	40	14	0	27	35	19	0	3	0	14
6	M	Ronnie Ekelund	26	24	2018	4	3	11	32	12	0	29	31	0	0	2	0	10
8	M	Richard Mulrooney	30	30	2700	1	8	10	28	13	0	35	89	2	87	4	0	17
5	MD	Ramiro Corrales	29	28	2475	3	1	7	42	12	1	35	35	1	4	4	1	17
12	D	Jeff Agoos	24	24	2152	1	4	6	15	7	0	10	22	0	79	3	1	13
23	MF	Chris Brown	11	7	561	2	1	5	15	5	0	9	7	5	0	0	0	0
16	D	Craig Waibel	23	23	2005	1	1	3	15	7	0	33	10	0	0	2	1	10
11	MF	Arturo Alvarez	11	2	374	1	0	2	7	4	0	14	5	0	0	3	0	13
19	D	Troy Dayak	16	15	1367	1	0	2	8	4	1	22	11	1	0	5	1	23
20	D	Ryan Cochrane	18	18	1459	0	1	1	3	3	0	25	10	1	0	3	1	15
7	MF	Ian Russell	22	12	1091	0	1	1	13	6	0	21	12	5	0	2	0	8
1	GK	Jon Conway	5	5	450	0	0	0	0	0	0	1	0	0	0	0	0	0
21	M	Tighe Dombrowski	4	0	44	0	0	0	0	0	0	0	0	0	0	0	0	0
17	D	Todd Dunivant	16	13	1212	0	0	0	7	3	0	10	11	0	0	1	0	5
22	D	Wes Hart	18	13	1180	0	0	0	1	0	0	23	8	1	0	3	0	15
18	GK	Pat Onstad	25	25	2250	0	0	0	0	0	0	0	3	0	0	0	0	0
2	D	Eddie Robinson	8	6	458	0	0	0	0	0	0	14	9	0	0	2	0	10
13	F	Jamil Walker	10	2	237	0	0	0	4	0	0	11	2	2	0	0	0	0
		Own-goals received				1												
		<b>Team totals</b>	<b>30</b>	<b>30</b>	<b>2700</b>	<b>41</b>	<b>45</b>	<b>127</b>	<b>373</b>	<b>158</b>	<b>2</b>	<b>460</b>	<b>499</b>	<b>72</b>	<b>177</b>	<b>52</b>	<b>6</b>	<b>237</b>
		<b>Opponent totals</b>	<b>30</b>	<b>30</b>	<b>2700</b>	<b>35</b>	<b>40</b>	<b>110</b>	<b>332</b>	<b>150</b>	<b>9</b>	<b>512</b>	<b>442</b>	<b>73</b>	<b>142</b>	<b>62</b>	<b>2</b>	<b>275</b>

**GAME-WINNING GOALS:** Ching 3, Mullan 2, Donovan 1, Corrales 1, Brown 1, Alvarez 1

**GAME-WINNING ASSISTS:** Donovan 3, Mulrooney 2, Mullan 2, Waibel 1, Russell 1, Ekelund 1, De Rosario 1, Corrales 1

**PENALTY KICK GOALS/ATTEMPTS:** Ekelund 3-4, Donovan 0-1

## INDIVIDUAL GOALKEEPING

UNF	GOALKEEPER	GS	GP	MIN	SHTS	SVS	C/P	GA	GAA	PG	PA	W	L	T	SO	
1	GK	Jon Conway	5	5	450	18	15	24	3	0.60	0	0	2	2	1	2
18	GK	Pat Onstad	25	25	2250	132	98	101	32	1.28	2	3	7	8	10	6
		<b>Team totals</b>	<b>30</b>	<b>30</b>	<b>2700</b>	<b>150</b>	<b>113</b>	<b>125</b>	<b>35</b>	<b>1.17</b>	<b>2</b>	<b>3</b>	<b>9</b>	<b>10</b>	<b>11</b>	<b>8</b>
		<b>Opponent totals</b>	<b>30</b>	<b>30</b>	<b>2700</b>	<b>158</b>	<b>109</b>	<b>106</b>	<b>41</b>	<b>1.37</b>	<b>3</b>	<b>5</b>	<b>10</b>	<b>9</b>	<b>11</b>	<b>9</b>

## COACHES

COACH	W	L	T	PCT.	PTS.
Dominic Kinnear	9	10	11	0.483	38

**Home Attendance (MLS Regular Season Games Only):** 195,015 (15 games)

**Home Average (MLS Regular Season Games Only):** 13,001

### MLS ALL-STARS

Jeff Agoos  
Brian Ching  
Landon Donovan  
Richard Mulrooney  
Pat Onstad

### PLAYER OF THE MONTH

Pat Onstad (August)

### PLAYER OF THE WEEK

Pat Onstad (2)

### SEASON END AWARDS

#### Local

Defensive Player of the Year -- Pat Onstad  
Budweiser Scoring Champion -- Brian Ching  
Honda Most Valuable Player -- Brian Ching  
U.S. Soccer Foundation Humanitarian of the Year --  
Craig Waibel, Todd Dunivant  
Geneva McAlavey Award -- Eddie Robinson  
California Custom Award -- Richard Mulrooney

#### National

Best XI -- Brian Ching  
Comeback Player of the Year -- Brian Ching  
Sierra Mist Goal of the Year -- Dwayne De Rosario

# 2005 SEASON IN REVIEW

Regular Season Record: 18-4-10, 64 Points  
 Home: 9-0-7 Away: 9-4-3  
 Overall Record: 19-6-12

Date	Opponent	Score	Result	Attend.	W-L-T	Pts.
April 2	NEW ENGLAND	2-2	T	8,730	0-0-1	1
April 9	CHIVAS USA	3-3	T	11,519	0-0-2	2
April 16	at Chicago	1-2	L	12,907	0-1-2	2
April 23	KANSAS CITY	3-2	W	8,028	1-1-2	5
April 30	at Real Salt Lake	2-2	T	16,254	1-1-3	6
May 7	at MetroStars	1-0	W	8,274	2-1-3	9
May 14	FC DALLAS	0-0	T	11,067	2-1-4	10
May 21	at Los Angeles	1-2	L	22,207	2-2-4	10
May 25	at Colorado	1-0	W	6,579	3-2-4	13
May 28	at Kansas City	0-1	L	8,526	3-3-4	13
June 4	D.C. UNITED	0-0	T	11,989	3-3-5	14
June 12	at Chivas USA	1-1	T	8,654	3-3-6	15
June 18	REAL SALT LAKE	3-0	W	9,630	4-3-6	18
June 25	LOS ANGELES	3-0	W	15,917	5-3-6	21
June 29	COLORADO	1-0	W	9,811	6-3-6	24
July 2	at FC Dallas	2-2	T	8,719	6-3-7	25
July 9	at Columbus	2-1	W	12,539	7-3-7	28
July 15	at D.C. United	0-3	L	13,978	7-4-7	28
July 20	at Colorado	2-1	W	6,974	8-4-7	31
July 23	METROSTARS	2-1	W	10,302	9-4-7	34
Aug. 3	at Portland Timbers (USL)%	2-0	W	6,607	---	---
Aug. 6	COLUMBUS	2-1	W	9,465	10-4-7	37
Aug. 8	DEPORTIVO ALAVES*	1-1	T	4,522	---	---
Aug. 13	COLORADO	1-1	T	9,103	10-4-8	38
Aug. 20	at Real Salt Lake	1-0	W	15,127	11-4-8	41
Aug. 24	LOS ANGELES%	1-2	L	5,134	---	---
Aug. 27	LOS ANGELES	2-1	W	24,112	12-4-8	44
Sept. 3	at FC Dallas	2-0	W	8,023	13-4-8	47
Sept. 10	CHIVAS USA	3-0	W	22,311	14-4-8	50
Sept. 17	at Chivas USA	2-1	W	10,342	15-4-8	53
Sept. 21	CHICAGO	2-0	W	9,789	16-4-8	56
Sept. 24	FC DALLAS	1-1	T	17,414	16-4-9	57
Oct. 1	at New England	2-0	W	14,316	17-4-9	60
Oct. 8	REAL SALT LAKE	2-2	T	19,407	17-4-10	61
Oct. 15	at Los Angeles	3-1	W	27,000	18-4-10	64
Oct. 23	at Los Angeles#	1-3	L	17,466	---	---
Oct. 29	LOS ANGELES#	1-1	T	17,824	---	---

\* = Exhibition  
 % = US Open Cup  
 # = MLS Cup Playoffs

## STATISTICAL LEADERS

**Goals**  
 Dwayne De Rosario..... 8  
 Alejandro Moreno..... 7

**Assists**  
 Dwayne De Rosario..... 13  
 Ronald Cerritos..... 9

**GW Goals**  
 Dwayne De Rosario..... 5  
 Mark Chung..... 4

**Shots**  
 Dwayne De Rosario..... 70  
 Ronald Cerritos..... 50

**Shots on Goal**  
 Dwayne De Rosario..... 34  
 Ronald Cerritos..... 29

**Appearances**  
 Pat Onstad..... 32  
 Alejandro Moreno..... 31

**Games Started**  
 Pat Onstad..... 32  
 Wade Barrett..... 30

**Minutes Played**  
 Pat Onstad..... 2,880  
 Wade Barrett..... 2,664

**Fouls Committed**  
 Eddie Robinson..... 68  
 Ricardo Clark..... 58

**Fouls Suffered**  
 Alejandro Moreno..... 102  
 Brian Mullan..... 79

**Corner Kicks**  
 Ronald Cerritos..... 55  
 Mark Chung..... 50

**Cautions**  
 Danny Califf..... 7  
 Ricardo Clark..... 6  
 Eddie Robinson..... 6

## GOALKEEPERS

**Appearances**  
 Pat Onstad..... 32

**Games Started**  
 Pat Onstad..... 32

**Saves**  
 Pat Onstad..... 105

**Goals-Against Average**  
 Pat Onstad..... 0.97

THE CLUB

2015 REVIEW

CLUB HISTORY

OPPONENTS

MEDIA INFO





# 2005 SEASON IN REVIEW

## FINAL 2005 REGULAR SEASON INDIVIDUAL STATS

UNF	POS	PLAYER	GP	GS	MIN	G	A	SHT	SOG	FC	FS	OFF	CK	C	E
14	MF	Dwayne De Rosario	28	26	2375	9	13	70	34	36	58	9	17	4	0
15	F	Alejandro Moreno	31	24	2167	8	4	42	20	39	102	23	1	3	0
12	M	Mark Chung (TOT)	30	28	2487	7	7	39	20	42	48	2	50	2	0
12	M	Mark Chung (SJ)	24	23	2053	6	7	32	16	36	39	2	33	2	0
25	F	Brian Ching	16	11	990	7	5	25	17	37	36	9	0	3	0
20	F	Ronald Cerritos	30	28	2308	6	9	50	29	21	37	41	55	0	0
9	MF	Brian Mullan	25	23	1996	3	6	22	11	42	79	3	0	4	0
13	MD	Ricardo Clark	30	28	2492	3	2	31	6	58	42	1	0	6	0
11	M	Brad Davis	18	16	1408	2	8	23	11	31	37	5	32	4	0
26	MD	Kelly Gray (TOT)	26	25	2281	2	2	16	4	18	9	2	0	3	0
26	MD	Kelly Gray (SJ)	20	20	1773	1	2	10	2	8	5	1	0	1	0
4	D	Danny Califf	20	20	1742	2	0	9	5	37	20	0	0	7	1
24	D	Wade Barrett	30	30	2664	1	2	4	2	28	31	1	1	2	0
33	F	Julian Nash	10	1	233	1	1	3	3	6	4	1	0	0	0
2	D	Eddie Robinson	29	29	2450	1	1	5	2	68	53	0	0	6	2
19	D	Troy Dayak	7	7	551	1	0	5	1	5	1	0	0	0	0
3	D	Kevin Goldthwaite	3	2	147	0	1	1	1	3	2	0	3	1	1
16	D	Craig Waibel	6	6	527	0	1	1	0	7	2	0	0	0	0
17	D	Chris Aloisi	6	5	495	0	0	3	1	9	8	0	0	2	0
5	D	Ryan Cochrane	14	6	776	0	0	2	0	9	2	0	0	3	0
22	D/M	Wes Hart	7	1	178	0	0	0	0	2	2	0	0	0	0
23	F	Roger Levesque	1	0	12	0	0	0	0	0	0	0	0	0	0
18	GK	Pat Onstad	32	32	2880	0	0	0	0	1	4	0	0	1	0
27	M	Danny O'Rourke	13	12	1050	0	0	4	2	35	16	0	0	3	0
7	M	Ian Russell	13	2	235	0	0	2	1	9	7	0	2	1	0
29	M	Chris Wondolowski	2	0	5	0	0	0	0	1	0	0	0	1	0
1	GK	Jon Conway	0	0	0	0	0	0	0	0	0	0	0	0	0
		Own-goals received				2									
		<b>TEAM TOTALS</b>	<b>32</b>	<b>32</b>	<b>2880</b>	<b>53</b>	<b>62</b>	<b>344</b>	<b>164</b>	<b>528</b>	<b>590</b>	<b>96</b>	<b>144</b>	<b>54</b>	<b>4</b>
		<b>OPPONENT TOTALS</b>	<b>32</b>	<b>32</b>	<b>2880</b>	<b>31</b>	<b>25</b>	<b>355</b>	<b>136</b>	<b>603</b>	<b>511</b>	<b>62</b>	<b>163</b>	<b>81</b>	<b>4</b>

**GAME-WINNING GOALS:** Dwayne De Rosario 5, Mark Chung 4, Alejandro Moreno 3, Ronald Cerritos 3, Brad Davis 1, Brian Ching 1, Danny Califf 1

**GAME-WINNING ASSISTS:** Dwayne De Rosario 5, Brian Mullan 3, Brad Davis 3, Brian Ching 3, Ronald Cerritos 3, Mark Chung 2, Wade Barrett 2, Julian Nash 1, Alejandro Moreno 1, Kelly Gray 1, Kevin Goldthwaite 1, Ricardo Clark 1

**PENALTY KICK GOALS/ATTEMPTS:** Dwayne De Rosario 1-1, Ronald Cerritos 1-1

## INDIVIDUAL GOALKEEPING

UNF	POS	GOALKEEPER	GP	GS	MIN	SHTS	SV	GA	GAA	PG	PA	W	L	T	SO
18	GK	Pat Onstad	32	32	2880	136	105	31	0.97	4	5	18	4	10	12
		<b>TEAM TOTALS</b>	<b>32</b>	<b>32</b>	<b>2880</b>	<b>136</b>	<b>105</b>	<b>31</b>	<b>0.97</b>	<b>4</b>	<b>5</b>	<b>18</b>	<b>4</b>	<b>10</b>	<b>12</b>
		<b>OPPONENT TOTALS</b>	<b>32</b>	<b>32</b>	<b>2880</b>	<b>164</b>	<b>112</b>	<b>53</b>	<b>1.66</b>	<b>2</b>	<b>2</b>	<b>4</b>	<b>18</b>	<b>10</b>	<b>4</b>

## COACHES

COACH	W	L	T	PCT.	PTS.
Dominic Kinnear	18	4	10		64

**Home Attendance (MLS Regular Season Games Only):** 208,594 (16 games)

**Home Average (MLS Regular Season Games Only):** 13,037

### MLS ALL-STAR

Brad Davis

### PLAYER OF THE MONTH

Pat Onstad (August)

### PLAYER OF THE WEEK

Pat Onstad (2)

### SEASON END AWARDS

#### Local

Defensive Player of the Year -- Pat Onstad  
 Budweiser Golden Boot -- Dwayne De Rosario  
 Honda Most Valuable Player -- Dwayne De Rosario  
 U.S. Soccer Foundation Humanitarian of the Year -- Craig Waibel  
 Geneva McAlavey Award -- Eddie Robinson  
 California Custom Award -- Brian Mullan

#### National

Best XI -- Pat Onstad, Danny Califf, Dwayne De Rosario  
 Sierra Mist Goal of the Year -- Dwayne De Rosario  
 Goalkeeper of the Year -- Pat Onstad  
 Coach of the Year -- Dominic Kinnear  
 Kraft Fair Play Award -- Ronald Cerritos  
 Athletic Trainer of the Year -- Bruce Morgan

# 2008 SEASON IN REVIEW

Regular Season Record: 8-13-9, 33 Points

Home: 6-5-4 Away: 2-8-5

Overall Record: 10-15-9

THE CLUB

2015 REVIEW

CLUB HISTORY

OPPONENTS

MEDIA INFO

Date	Opponent	Score	Result	Attend.	W-L-T	Pts.
April 3	at Los Angeles Galaxy	0-2	L	27,000	0-1-0	0
<b>April 12</b>	<b>CHICAGO FIRE*</b>	<b>0-1</b>	<b>L</b>	<b>20,038</b>	<b>0-2-0</b>	<b>0</b>
April 19	at Colorado Rapids	2-0	W	14,919	1-2-0	3
April 27	at New York Red Bulls	0-2	L	9,053	1-3-0	3
April 30	at Real Salt Lake#	0-4	L	N/A	----	--
<b>May 3</b>	<b>FC DALLAS</b>	<b>0-0</b>	<b>T</b>	<b>10,515</b>	<b>1-3-1</b>	<b>4</b>
<b>May 10</b>	<b>COLUMBUS CREW</b>	<b>2-3</b>	<b>L</b>	<b>9,318</b>	<b>1-4-1</b>	<b>4</b>
May 17	at New England Revolution	0-2	L	13,004	1-5-1	4
<b>May 22</b>	<b>HOUSTON DYNAMO</b>	<b>2-1</b>	<b>W</b>	<b>10,046</b>	<b>2-5-1</b>	<b>7</b>
May 31	at Real Salt Lake	1-3	L	15,977	2-6-1	7
June 7	at Columbus Crew	2-0	W	11,704	3-6-1	10
<b>June 14</b>	<b>LOS ANGELES GALAXY*</b>	<b>0-3</b>	<b>L</b>	<b>39,872</b>	<b>3-7-1</b>	<b>10</b>
June 18	at Real Salt Lake	0-0	T	10,333	3-7-2	11
June 22	at D.C. United	1-3	L	17,922	3-8-2	11
June 28	at Chicago Fire	0-0	T	15,276	3-8-3	12
July 5	at Chivas USA	0-1	L	13,576	3-9-3	12
<b>July 12</b>	<b>COLORADO RAPIDS</b>	<b>1-1</b>	<b>T</b>	<b>9,107</b>	<b>3-9-4</b>	<b>13</b>
<b>July 15</b>	<b>HONDURAS&amp;</b>	<b>4-0</b>	<b>W</b>	<b>2,200</b>	<b>----</b>	<b>--</b>
July 19	at Toronto FC	0-0	T	20,264	3-9-5	14
<b>July 27</b>	<b>NEW YORK RED BULLS</b>	<b>1-1</b>	<b>T</b>	<b>9,046</b>	<b>3-9-6</b>	<b>15</b>
<b>Aug. 3</b>	<b>LOS ANGELES GALAXY*</b>	<b>3-2</b>	<b>W</b>	<b>26,071</b>	<b>4-9-6</b>	<b>18</b>
<b>Aug. 16</b>	<b>NEW ENGLAND REVOLUTION</b>	<b>4-0</b>	<b>W</b>	<b>9,859</b>	<b>5-9-6</b>	<b>21</b>
Aug. 23	Chivas USA	0-0	T	12,209	5-9-7	22
<b>Aug. 30</b>	<b>KANSAS CITY WIZARDS</b>	<b>2-1</b>	<b>W</b>	<b>10,089</b>	<b>6-9-7</b>	<b>25</b>
<b>Sept. 2</b>	<b>SEATTLE SOUNDERS&amp;</b>	<b>1-2</b>	<b>L</b>	<b>N/A</b>	<b>----</b>	<b>--</b>
<b>Sept. 6</b>	<b>D.C. UNITED</b>	<b>2-1</b>	<b>W</b>	<b>10,121</b>	<b>7-9-7</b>	<b>28</b>
<b>Sept. 13</b>	<b>HOUSTON DYNAMO</b>	<b>1-1</b>	<b>T</b>	<b>10,526</b>	<b>7-9-8</b>	<b>29</b>
<b>Sept. 27</b>	<b>REAL SALT LAKE</b>	<b>2-3</b>	<b>L</b>	<b>10,059</b>	<b>7-10-8</b>	<b>29</b>
Oct. 2	at FC Dallas	1-1	T	7,173	7-10-9	30
<b>Oct. 7</b>	<b>CD FAS&amp;</b>	<b>2-1</b>	<b>W</b>	<b>5,495</b>	<b>----</b>	<b>--</b>
<b>Oct. 11</b>	<b>CHIVAS USA</b>	<b>0-1</b>	<b>L</b>	<b>10,502</b>	<b>7-11-9</b>	<b>30</b>
Oct. 15	at Houston Dynamo	1-2	L	12,237	7-12-9	30
Oct. 18	at Kansas City Wizards	2-3	L	9,841	7-13-9	30
<b>Oct. 25</b>	<b>TORONTO FC</b>	<b>2-0</b>	<b>W</b>	<b>10,526</b>	<b>8-13-9</b>	<b>33</b>

& = Exhibition

# = US Open Cup Play-In

\* = Played at Oakland-Alameda County Coliseum



## STATISTICAL LEADERS

### Goals

Darren Huckerby	6
Ryan Johnson	5

### Assists

Ronnie O'Brien	6
Darren Huckerby	4

### GW Goals

Ronnie O'Brien	3
Ryan Cochrane	2
Darren Huckerby	2

### Shots

Ronnie O'Brien	62
Darren Huckerby	31

### Shots on Goal

Ronnie O'Brien	25
Ryan Johnson	19

### Cautions

Nick Garcia	8
James Riley	6
Four Tied	5

### Appearances

Joe Cannon	30
Three Tied	28

### Games Started

Joe Cannon	30
Ronnie O'Brien	28
Jason Hernandez	28

### Minutes Played

Joe Cannon	2,700
Jason Hernandez	2,451

### Fouls Committed

Ronnie O'Brien	38
Ryan Johnson	31

### Fouls Suffered

Ronnie O'Brien	33
Kei Kamara	30

### Corner Kicks

Ronnie O'Brien	60
Darren Huckerby	44

## GOALKEEPERS

### Appearances

Joe Cannon	30
------------	----

### Games Started

Joe Cannon	30
------------	----

### Saves

Joe Cannon	124
------------	-----

### Goals-Against Average

Joe Cannon	1.27
------------	------

# 2008 SEASON IN REVIEW

## FINAL 2008 REGULAR SEASON INDIVIDUAL STATS

UNF	POS	PLAYER	GP	GS	MIN	G	A	SHT	SOG	FC	FS	OFF	CK	C	E
17	F	Arturo Alvarez (TOT)	28	21	1795	6	6	40	21	17	24	13	12	2	0
17	F	Arturo Alvarez (SJ)	12	11	864	3	3	18	10	9	15	6	8	0	0
6	M	Darren Huckerby	14	14	1211	6	4	31	14	14	16	22	44	1	0
33	F	Scott Sealy (TOT)	27	24	2021	5	3	45	23	19	34	35	0	0	0
33	F	Scott Sealy (SJ)	14	14	1168	3	3	26	14	13	22	16	0	0	0
19	F-M	Ryan Johnson	28	13	1535	5	1	29	19	31	24	12	0	2	0
7	M	Ronnie O'Brien	28	28	2286	4	6	62	25	38	33	1	60	4	0
12	M-D	Ramiro Corrales	22	22	1895	2	2	29	7	29	27	1	31	5	0
5	D	Ryan Cochrane	19	17	1535	2	1	3	2	27	7	2	0	5	0
20	F	John Cunliffe	12	4	389	2	0	10	3	10	8	2	0	1	0
16	F	*Kei Kamara	12	11	997	2	0	28	12	25	30	5	0	2	0
15	M	Shea Salinas	23	2	544	2	0	12	6	8	10	2	1	1	0
23	M-D	*Ivan Guerrero	14	13	1014	1	0	8	4	3	11	1	1	0	0
11	M	Ned Grabavoy	24	21	1709	0	4	14	2	21	18	0	8	2	0
2	D	Eric Denton	26	26	2209	0	2	3	1	23	13	2	0	5	0
3	D	Nick Garcia	24	24	2151	0	2	0	0	27	16	0	0	8	0
10	M	Francisco Lima	14	13	1183	0	2	8	2	10	18	0	1	2	0
4	D-F	James Riley	24	23	2055	0	2	7	4	24	15	1	0	6	2
21	D	Jason Hernandez	28	28	2451	0	1	5	1	29	25	0	0	5	1
1	GK	Joe Cannon	30	30	2700	0	0	0	0	0	1	0	0	2	0
9	F	Gavin Ginton	6	4	287	0	0	6	3	4	3	3	0	0	0
22	D	Kelly Gray (TOT)	15	8	842	0	0	13	3	20	7	0	0	5	0
22	D	Kelly Gray (SJ)	13	7	742	0	0	13	3	18	7	0	0	4	0
10	F	Peguero Jean Philippe	3	1	122	0	0	2	0	0	2	0	0	0	0
77	M	Jovan Kirovski (TOT)	9	1	154	0	0	1	0	7	0	2	0	1	0
77	M	Jovan Kirovski (SJ)	9	1	154	0	0	1	0	7	0	2	0	1	0
18	D	Jamil Roberts	1	0	16	0	0	0	0	0	0	0	0	0	0
8	F	Adam Smarte	3	1	104	0	0	0	0	4	3	0	0	1	0
32	F	Davide Somma	3	0	47	0	0	2	0	4	1	0	0	0	0
6	M	*Joe Vide	5	2	274	0	0	0	0	4	2	0	0	0	0
16	F	Mikel Arce	0	0	0	0	0	0	0	0	0	0	0	0	0
23	F	Michael Ghebru	0	0	0	0	0	0	0	0	0	0	0	0	0
24	GK	Michael Gustavson	0	0	0	0	0	0	0	0	0	0	0	0	0
14	M	Matt Hatzke	0	0	0	0	0	0	0	0	0	0	0	0	0
		<b>TEAM TOTALS</b>	<b>30</b>	<b>30</b>	<b>2700</b>	<b>32</b>	<b>33</b>	<b>317</b>	<b>132</b>	<b>382</b>	<b>353</b>	<b>78</b>	<b>154</b>	<b>57</b>	<b>4</b>
		<b>OPPONENT TOTALS</b>	<b>30</b>	<b>30</b>	<b>2700</b>	<b>38</b>	<b>36</b>	<b>370</b>	<b>166</b>	<b>353</b>	<b>382</b>	<b>91</b>	<b>157</b>	<b>48</b>	<b>3</b>

**GAME-WINNING GOALS:** Ronnie O'Brien 2, Darren Huckerby 2, Ryan Cochrane 2, Ryan Johnson 1, Ivan Guerrero 1  
**GAME-WINNING ASSISTS:** Ronnie O'Brien 2, Francisco Lima 2, Scott Sealy 1, James Riley 1, Ryan Johnson 1, Eric Denton 1, Ramiro Corrales 1  
**PENALTY KICK GOALS/ATTEMPTS:** Shea Salinas 1-1

## INDIVIDUAL GOALKEEPING

UNF	GOALKEEPER	GP	GS	MIN	SHTS	SV	GA	GAA	PG	PA	W	L	T	SO
1	GK Joe Cannon	30	30	2700	166	124	38	1.27	3	5	8	13	9	9
	<b>TEAM TOTALS</b>	<b>30</b>	<b>30</b>	<b>2700</b>	<b>166</b>	<b>124</b>	<b>38</b>	<b>1.27</b>	<b>3</b>	<b>5</b>	<b>8</b>	<b>13</b>	<b>9</b>	<b>9</b>
	<b>OPPONENT TOTALS</b>	<b>30</b>	<b>30</b>	<b>2700</b>	<b>132</b>	<b>94</b>	<b>32</b>	<b>1.07</b>	<b>1</b>	<b>1</b>	<b>13</b>	<b>8</b>	<b>9</b>	<b>12</b>

## COACHES

COACH	W	L	T	PCT.	PTS.
Frank Yallop	8	13	9	.417	33

**Home Attendance (MLS Regular Season Games Only):** 205,695 (15 games)  
**Home Average (MLS Regular Season Games Only):** 13,713

**PLAYER OF THE MONTH**  
 Darren Huckerby (September)

**PLAYER OF THE WEEK**  
 Ronnie O'Brien

## SEASON END AWARDS

**Local**  
 Most Valuable Player -- Darren Huckerby  
 Budweiser Golden Boot -- Darren Huckerby  
 Defensive Player of the Year -- Jason Hernandez  
 Andrew Bedard Memorial Spirit of the Game Award/  
 U.S. Soccer Foundation Humanitarian of the Year -- Joe Cannon

**National**  
 MLS Newcomer of the Year -- Darren Huckerby

# 2009 SEASON IN REVIEW

Regular Season Record: 7-14-9, 30 Points  
 Home: 6-5-4 Away: 1-10-5  
 Overall Record: 7-15-10

THE CLUB

2015 REVIEW

CLUB HISTORY

OPPONENTS

MEDIA INFO

Date	Opponent	Score	Result	Attend.	W-L-T	Pts.
March 21	NEW ENGLAND REVOLUTION	0-1	L	10,335	0-1-0	0
March 28	HOUSTON DYNAMO	3-2	W	9,177	1-1-0	3
April 5	at Kansas City Wizards	0-2	L	6,922	1-2-0	3
April 11	CHICAGO FIRE	3-3	T	9,717	1-2-1	4
April 18	LA GALAXY <sup>^</sup>	1-1	T	15,862	1-2-2	5
April 25	at Seattle Sounders FC	0-2	L	28,838	1-3-2	5
April 29	NEW YORK RED BULLS*	1-2	L	4,011	-----	--
May 2	CHIVAS USA	0-1	L	10,049	1-4-2	5
May 8	at New York Red Bulls	1-4	L	8,042	1-5-2	5
May 23	at Houston Dynamo	1-3	L	12,619	1-6-2	5
May 27	at Columbus Crew	1-2	L	8,793	1-7-2	5
May 30	REAL SALT LAKE	2-1	W	10,153	2-7-2	8
June 7	at FC Dallas	2-2	T	5,724	2-7-3	9
June 13	at Seattle Sounders FC	1-2	L	28,999	2-8-3	9
June 20	LA GALAXY <sup>^</sup>	2-1	W	17,128	3-8-3	12
July 3	at Real Salt Lake	1-1	T	17,478	3-8-4	13
July 11	TORONTO FC	1-3	L	9,679	3-9-4	13
July 18	at Chicago Fire	0-2	L	14,228	3-10-4	13
July 27	D.C. UNITED	2-2	T	9,022	3-10-5	14
Aug. 2	SEATTLE SOUNDERS FC	4-0	W	9,919	4-10-5	17
Aug. 8	COLUMBUS CREW%	0-3	L	61,572	4-11-5	17
Aug. 22	KANSAS CITY WIZARDS	1-0	W	9,031	5-11-5	20
Aug. 29	at New England Revolution	1-2	L	7,286	5-12-5	20
Sept. 8	CD AGUILA#	0-0	T	2,989	-----	---
Sept. 18	COLORADO RAPIDS	1-1	T	10,525	5-12-6	21
Sept. 23	at Colorado Rapids	1-1	T	6,234	5-12-7	22
Sept. 27	at D.C. United	2-1	W	14,375	6-12-7	25
Oct. 3	NEW YORK RED BULLS	1-0	W	10,525	7-12-7	28
Oct. 7	FC DALLAS	1-2	L	9,023	7-13-7	28
Oct. 10	at Toronto FC	1-1	T	20,571	7-13-8	29
Oct. 17	at Chivas USA	2-2	T	12,316	7-13-9	30
Oct. 24	at LA Galaxy	0-2	L	27,000	7-14-9	30

<sup>^</sup> = Match played at Oakland-Alameda County Coliseum  
<sup>#</sup> = Friendly  
<sup>\*</sup> = US Open Cup Play-In  
<sup>%</sup> = Match played at Candlestick Park. First game of a doubleheader with FC Barcelona vs. Chivas de Guadalajara.



## STATISTICAL LEADERS

**Goals**  
 Ryan Johnson.....11  
 Arturo Alvarez.....5

**Assists**  
 Chris Leitch.....7  
 Shea Salinas.....5

**GW Goals**  
 Ryan Johnson.....3  
 Three Tied.....1

**Shots**  
 Ryan Johnson.....59  
 Arturo Alvarez.....53

**Shots on Goal**  
 Ryan Johnson.....35  
 Arturo Alvarez.....22

**Cautions**  
 Ramiro Corrales.....7  
 Three Tied.....5

**Appearances**  
 Ryan Johnson.....30  
 Chris Leitch.....29

**Games Started**  
 Chris Leitch.....29  
 Joe Cannon.....28

**Minutes Played**  
 Chris Leitch.....2,537  
 Joe Cannon.....2,520

**Fouls Committed**  
 Ryan Johnson.....43  
 Ramiro Corrales.....29

**Fouls Suffered**  
 Ramiro Corrales.....38  
 Bobby Convey.....34

**Corner Kicks**  
 Arturo Alvarez.....48  
 Bobby Convey.....41  
 Darren Huckerby.....41

## GOALKEEPERS

**Appearances**  
 Joe Cannon.....28

**Games Started**  
 Joe Cannon.....28

**Saves**  
 Joe Cannon.....97

**Goals-Against Average**  
 Joe Cannon.....1.67

# 2009 SEASON IN REVIEW

## FINAL 2009 REGULAR SEASON INDIVIDUAL STATS

UNF	POS	PLAYER	GP	GS	MIN	G	A	SHT	SOG	FC	FS	OF	CK	C	E
19	F	Ryan Johnson	30	27	2241	11	2	59	35	43	28	28	1	3	0
10	M-F	Arturo Alvarez	23	20	1848	5	2	53	22	27	31	6	48	5	0
13	F	Cornell Glen	12	6	481	4	1	22	14	6	12	6	1	0	0
17	F	*Chris Wondolowski	14	8	854	3	1	23	11	7	9	4	0	3	0
6	M	Darren Huckerby	14	13	1058	3	2	18	10	17	15	8	41	3	0
9	F	*Pablo Campos	14	9	611	2	2	11	8	18	17	5	0	2	0
20	M	Ramon Sanchez	10	10	895	2	1	8	4	8	13	0	0	1	0
25	F	Quincy Amarikwa	24	1	602	1	2	11	3	24	10	5	0	5	0
11	M	Bobby Convey	26	25	2200	1	2	17	4	25	34	1	41	4	0
17	F	*Cam Weaver	9	5	475	1	2	8	3	12	11	2	0	1	0
14	D-M	Brandon McDonald	18	18	1579	1	1	8	4	14	8	1	0	3	0
4	D	Chris Leitch	29	29	2537	0	7	4	3	21	15	0	0	3	0
15	M	Shea Salinas	23	13	1306	0	5	19	5	12	12	0	8	3	1
12	D	Ramiro Corrales	24	24	2066	0	3	15	5	29	38	2	0	7	0
23	D	Mike Zaher	10	8	757	0	2	1	1	4	4	0	0	1	0
2	D	Eric Denton	11	9	803	0	1	2	1	3	4	0	0	2	0
2	D	*Bobby Burling	7	6	562	0	0	2	1	4	2	0	0	0	0
1	GK	Joe Cannon	28	28	2520	0	0	1	1	0	4	0	0	2	0
5	D	*Ryan Cochrane	2	2	180	0	0	0	0	6	1	0	0	0	0
7	M	Simon Elliott	15	12	1234	0	0	7	3	8	3	0	13	0	0
3	D	*Nick Garcia	12	12	1080	0	0	0	0	11	5	0	0	2	0
22	D-M	Kelly Gray	8	7	632	0	0	5	0	3	5	0	0	0	0
21	D	Jason Hernandez	16	16	1403	0	0	0	0	15	13	0	0	5	0
28	M	Andre Luiz	7	7	488	0	0	4	1	6	8	0	4	1	0
27	D-M	*Aaron Pitchkolan	9	6	586	0	0	3	0	10	2	0	0	3	0
8	M	Antonio Ribeiro	7	7	509	0	0	9	2	7	6	0	0	2	0
32	F	Davide Somma	1	0	4	0	0	1	0	1	0	0	0	0	0
24	GK	Andrew Weber	2	2	180	0	0	0	0	0	0	0	0	0	0
31	GK	Mike Graczyk	0	0	0	0	0	0	0	0	0	0	0	0	0
18	D	Jamil Roberts	0	0	0	0	0	0	0	0	0	0	0	0	0
<b>TOTALS</b>			<b>30</b>	<b>30</b>	<b>2700</b>	<b>36</b>	<b>36</b>	<b>311</b>	<b>141</b>	<b>341</b>	<b>337</b>	<b>68</b>	<b>157</b>	<b>61</b>	<b>1</b>
<b>OPPONENT TOTALS</b>			<b>30</b>	<b>30</b>	<b>2700</b>	<b>50</b>	<b>57</b>	<b>374</b>	<b>164</b>	<b>337</b>	<b>341</b>	<b>97</b>	<b>154</b>	<b>47</b>	<b>2</b>

**GAME-WINNING GOALS:** Ryan Johnson 3, Chris Wondolowski 1, Cam Weaver 1, Arturo Alvarez 1

**GAME-WINNING ASSISTS:** Chris Leitch 2, Bobby Convey 2, Darren Huckerby 1, Ramiro Corrales 1, Pablo Campos 1

**PENALTY KICK GOALS/ATTEMPTS:** Chris Wondolowski 1-1, Ryan Johnson 1-1, Cornell Glen 1-1, Pablo Campos 1-1

### SAN JOSE EARTHQUAKES INDIVIDUAL GOALKEEPING

UNF	POS	GOALKEEPER	GP	GS	MIN	SHTS	SV	GA	GAA	PG	PA	W	L	T	SO
24	GK	Andrew Weber	2	2	180	17	11	3	1.50	0	0	1	0	1	0
1	GK	Joe Cannon	28	28	2520	147	97	47	1.68	3	3	6	14	8	3
<b>Team totals</b>			<b>30</b>	<b>30</b>	<b>2700</b>	<b>164</b>	<b>108</b>	<b>50</b>	<b>1.67</b>	<b>3</b>	<b>3</b>	<b>7</b>	<b>14</b>	<b>9</b>	<b>3</b>
<b>Opponent totals</b>			<b>30</b>	<b>30</b>	<b>2700</b>	<b>141</b>	<b>103</b>	<b>36</b>	<b>1.20</b>	<b>5</b>	<b>5</b>	<b>14</b>	<b>7</b>	<b>9</b>	<b>7</b>

\* = Played with other teams in 2009. Only San Jose Earthquakes statistics listed here.

## COACHES

COACH	W	L	T	PCT.	PTS.
Frank Yallop	7	14	9	.383	30

**Home Attendance (MLS Regular Season Games Only):** 211,717 (15 games)

**Home Average (MLS Regular Season Games Only):** 14,114

### PLAYERS OF THE MONTH

None

### PLAYERS OF THE WEEK

None

### SEASON END AWARDS

#### Local

Most Valuable Player -- Ryan Johnson

Budweiser Golden Boot -- Ryan Johnson

Defensive Player of the Year -- Chris Leitch

Andrew Bedard Memorial Spirit of the Game Award/

U.S. Soccer Foundation Humanitarian of the Year -- Shea Salinas

#### National

None

THE CLUB

2015 REVIEW

CLUB HISTORY

OPPONENTS

MEDIA INFO

# 2010 SEASON IN REVIEW

Regular Season Record: 13-10-7, 46 Points  
 Home: 7-5-3 Away: 6-5-4  
 Overall Record: 15-13-8  
 Exhibition: 1-0-1 U.S. Open Cup Play-In: 0-1-0 MLS Cup Playoffs: 1-2-0

THE CLUB

2015 REVIEW

CLUB HISTORY

OPPONENTS

MEDIA INFO

Date	Opponent	Score	Result	Attend.	W-L-T	Pts.
March 27	REAL SALT LAKE	0-3	L	10,589	0-1-0	0
April 10	at Chicago Fire	2-1	W	20,276	1-1-0	3
April 14	REAL SALT LAKE*	3-3 (5-3 pk)	L	2,718	-----	--
April 17	NEW ENGLAND REVOLUTION	2-0	W	9,082	2-1-0	6
April 24	at Chivas USA	2-3	L	14,389	2-2-0	6
May 1	COLORADO RAPIDS	1-0	W	8,674	3-2-0	9
May 8	NEW YORK RED BULLS	4-0	W	9,711	4-2-0	12
May 15	at New England Revolution	0-0	T	13,611	4-2-1	13
May 22	at Seattle Sounders FC	1-0	W	35,953	5-2-1	16
May 29	TORONTO FC	1-3	L	10,214	5-3-1	16
June 2	COLUMBUS CREW	2-2	T	8,033	5-3-2	17
June 5	at FC Dallas	0-2	L	14,431	5-4-2	17
June 12	vs. Chivas USA&	0-0 (6-5 pk)	W	7,134	-----	--
June 25	at Real Salt Lake	0-0	T	16,216	5-4-3	18
July 3	D.C. UNITED	1-1	T	10,304	5-4-4	19
July 10	at Philadelphia Union	2-1	W	17,183	6-4-4	22
July 17	TOTTENHAM HOTSPUR#	0-0	T	10,712	-----	--
July 22	at LA Galaxy	2-2	T	17,712	6-4-5	23
July 31	SEATTLE SOUNDERS FC	0-1	L	10,351	6-5-5	23
Aug. 7	at Colorado Rapids	0-1	L	12,701	6-6-5	23
Aug. 14	KANSAS CITY WIZARDS	1-0	W	8,619	7-6-5	26
Aug. 21	LA GALAXY	1-0	W	10,799	8-6-5	29
Aug. 28	at New York Red Bulls	0-2	L	21,859	8-7-5	29
Sept. 5	at Houston Dynamo	2-1	W	15,073	9-7-5	32
Sept. 11	FC DALLAS	0-0	T	10,342	9-7-6	33
Sept. 15	PHILADELPHIA UNION	1-0	W	8,109	10-7-6	36
Sept. 25	at Toronto FC	3-2	W	20,064	11-7-6	39
Sept. 29	CHICAGO FIRE	0-3	L	9,829	11-8-6	39
Oct. 2	at Columbus Crew	0-0	T	10,876	11-8-7	40
Oct. 9	at D.C. United	2-0	W	14,822	12-8-7	43
Oct. 16	HOUSTON DYNAMO	0-1	L	10,597	12-9-7	43
Oct. 20	CHIVAS USA	3-0	W	9,633	13-9-7	46
Oct. 23	at Kansas City Wizards	1-4	L	11,518	13-10-7	46
Oct. 30	NEW YORK RED BULLS%	0-1	L	10,525	-----	--
Nov. 4	at New York Red Bulls%	3-1	W	22,839	-----	--
Nov. 13	at Colorado Rapids%	0-1	L	17,779	-----	--

& = Exhibition at Raley Field in Sacramento, Calif.  
 # = Friendly  
 \* = US Open Cup Play-In  
 % = MLS Cup Playoffs



## STATISTICAL LEADERS

**Goals**  
 Chris Wondolowski ..... 18  
 Arturo Alvarez ..... 3  
 Ike Opара ..... 3

**Assists**  
 Bobby Convey ..... 10  
 Ryan Johnson ..... 8

**GW Goals**  
 Chris Wondolowski ..... 9  
 Four Tied ..... 1

**Shots**  
 Chris Wondolowski ..... 68  
 Ryan Johnson ..... 37

**Shots on Goal**  
 Chris Wondolowski ..... 36  
 Ryan Johnson ..... 18

**Cautions**  
 Bobby Convey ..... 7  
 Bobby Burling ..... 5

**Appearances**  
 Brandon McDonald ..... 29  
 Bobby Convey ..... 28  
 Chris Wondolowski ..... 28

**Games Started**  
 Bobby Convey ..... 28  
 Brandon McDonald ..... 28

**Minutes Played**  
 Bobby Convey ..... 2,472  
 Brandon McDonald ..... 2,429

**Fouls Committed**  
 Bobby Convey ..... 35  
 Chris Wondolowski ..... 26

**Fouls Suffered**  
 Bobby Convey ..... 36  
 Ryan Johnson ..... 24

**Corner Kicks**  
 Bobby Convey ..... 92  
 Geovanni ..... 17

## GOALKEEPERS

**Appearances**  
 Jon Busch ..... 18

**Games Started**  
 Jon Busch ..... 18

**Saves**  
 Jon Busch ..... 81

**Goals-Against Average**  
 Jon Busch ..... 1.06

# 2010 SEASON IN REVIEW

## FINAL 2010 REGULAR SEASON INDIVIDUAL STATS

UNF	POS	PLAYER	GP	GS	MIN	G	A	SHT	SOG	FC	FS	OF	CK	C	E
8	F	Chris Wondolowski	28	26	2308	18	1	68	36	26	17	18	0	3	0
10	M	Arturo Alvarez	19	11	1210	3	1	26	12	16	17	0	4	3	0
6	D	Ike Opara	11	10	914	3	0	10	5	8	2	0	1	1	0
33	D	Steven Beitashour	8	7	640	1	0	4	3	9	2	0	0	0	0
2	D	Bobby Burling	18	16	1410	1	1	9	3	18	9	0	0	5	0
11	M	Bobby Convey	28	28	2472	1	10	18	9	35	36	4	92	7	0
12	D	Ramiro Corrales	20	18	1677	1	2	12	4	17	20	0	0	4	0
77	M	Geovanni	12	8	777	1	3	25	13	12	19	1	17	1	0
17	M	Joey Gjertsen	18	16	1220	1	1	12	5	6	8	0	6	0	0
13	F	Cornell Glen	21	10	947	1	0	32	10	17	17	24	0	1	0
19	F	Ryan Johnson	27	19	1706	1	8	37	18	23	24	19	0	2	0
14	D	Brandon McDonald	29	28	2429	1	2	19	4	22	20	1	0	1	1
7	M	Khari Stephenson	11	11	776	1	1	18	6	12	19	1	0	1	0
25	F	*Quincy Amarikwa	1	0	7	0	0	0	0	0	2	0	0	0	0
4	M	*Sam Cronin	17	16	1401	0	0	5	1	17	10	0	0	2	1
23	F	Eduardo	8	2	303	0	1	6	1	4	10	4	0	1	0
21	D	Jason Hernandez	27	27	2412	0	1	0	0	5	7	0	1	2	1
22	M	Omar Jasseh	4	0	76	0	0	2	1	3	5	1	1	1	0
3	D	Chris Leitch	15	15	1225	0	0	1	0	10	4	0	0	1	1
28	M	Andre Luiz	9	9	701	0	1	4	2	9	14	0	3	1	0
15	D	Justin Morrow	3	0	59	0	0	1	0	1	0	0	0	0	0
5	M	Brad Ring	11	4	435	0	0	7	1	3	7	0	0	0	0
30	M	Javier Robles	2	1	61	0	0	2	2	1	1	0	0	0	0
20	M	Ramon Sanchez	3	1	83	0	0	1	1	0	0	0	0	0	0
9	F	Scott Sealy	15	5	520	0	1	7	2	7	9	7	0	0	0
20	D	*Tim Ward	13	12	1103	0	1	2	0	5	6	0	0	0	0
18	GK	Jon Busch	18	18	1620	0	0	0	0	0	0	0	0	3	0
1	GK	Joe Cannon	12	12	1080	0	0	0	0	0	0	0	0	0	0
25	GK	Brian Edwards	0	0	0	0	0	0	0	0	0	0	0	0	0
<b>TOTALS</b>			<b>30</b>	<b>30</b>	<b>2700</b>	<b>34</b>	<b>35</b>	<b>329</b>	<b>140</b>	<b>286</b>	<b>305</b>	<b>83</b>	<b>125</b>	<b>40</b>	<b>4</b>
<b>OPPONENT TOTALS</b>			<b>30</b>	<b>30</b>	<b>2700</b>	<b>33</b>	<b>34</b>	<b>407</b>	<b>159</b>	<b>305</b>	<b>285</b>	<b>101</b>	<b>187</b>	<b>31</b>	<b>2</b>

**GAME-WINNING GOALS:** Chris Wondolowski 9, Ryan Johnson 1, Ike Opara 1, Geovanni 1, Arturo Alvarez 1

**GAME-WINNING ASSISTS:** Bobby Convey 5, Ryan Johnson 3, Bobby Burling 1, Ramiro Corrales 1, Brandon McDonald 1, Khari Stephenson 1, Tim Ward 1, Joey Gjertsen 1, Arturo Alvarez 1

**PENALTY KICK GOALS/ATTEMPTS:** Chris Wondolowski 3-3

### SAN JOSE EARTHQUAKES INDIVIDUAL GOALKEEPING

UNF	POS	GOALKEEPER	GP	GS	MIN	SHTS	SV	GA	GAA	PG	PA	W	L	T	SO
18	GK	Jon Busch	18	18	1620	104	81	19	1.06	0	0	7	6	5	7
1	GK	Joe Cannon	12	12	1080	55	38	14	1.17	0	0	6	4	2	6
<b>Team totals</b>			<b>30</b>	<b>30</b>	<b>2700</b>	<b>159</b>	<b>119</b>	<b>33</b>	<b>1.10</b>	<b>0</b>	<b>0</b>	<b>13</b>	<b>10</b>	<b>7</b>	<b>13</b>
<b>Opponent totals</b>			<b>30</b>	<b>30</b>	<b>2700</b>	<b>140</b>	<b>106</b>	<b>34</b>	<b>1.13</b>	<b>3</b>	<b>3</b>	<b>10</b>	<b>13</b>	<b>7</b>	<b>11</b>

\* = Played with other teams in 2010. Only San Jose Earthquakes statistics listed here.

## COACHES

COACH	W	L	T	PCT.	PTS.
Frank Yallop	13	10	7	.550	46

**Home Attendance (MLS Regular Season Games Only):** 144,886 (15 games)

**Home Average (MLS Regular Season Games Only):** 9,659

### MLS ALL-STAR

Bobby Convey

### PLAYER OF THE MONTH

Chris Wondolowski (October)

### PLAYER OF THE WEEK

Chris Wondolowski (three times)

### AT&T GOAL OF THE WEEK

Chris Wondolowski, Geovanni

### NAPA SAVE OF THE WEEK

Jason Hernandez, Joe Cannon

### SEASON END AWARDS

#### Local

Most Valuable Player -- Chris Wondolowski  
 Offensive Player of the Year -- Chris Wondolowski  
 Defensive Player of the Year -- Jon Busch  
 Andrew Bedard Memorial Spirit of the Game Award/  
 Humanitarian of the Year -- Jason Hernandez

#### National

MLS Best XI -- Chris Wondolowski  
 Budweiser Golden Boot -- Chris Wondolowski  
 MLS Comeback Player of the Year -- Bobby Convey

# 2011 SEASON IN REVIEW

THE CLUB

2015 REVIEW

CLUB HISTORY

OPPONENTS

MEDIA INFO

Regular Season Record: 8-12-14, 38 points  
 Home: 5-4-8; Away: 3-8-6  
 Overall 2011 Record: 10-13-14  
 Exhibition: 1-0-0; US Open Cup Play-In: 1-1-0

Date	Opponent	Score	Result	Attend.	Pts.
March 19	REAL SALT LAKE	0-1	L	10,525	0
March 26	at FC Dallas	2-0	W	11,022	3
April 2	SEATTLE SOUNDERS FC	2-2	T	10,276	4
April 9	TORONTO FC	1-1	T	8,928	5
April 16	at New York Red Bulls	0-3	L	14,308	5
April 23	CHIVAS USA	1-2	L	10,525	5
April 30	at Philadelphia Union	0-1	L	18,279	5
May 3	at Portland Timbers*	1-0 (OT)	W	11,412	-
May 11	at Vancouver Whitecaps FC	1-1	T	15,608	6
May 14	COLUMBUS CREW	3-0	W	9,142	9
May 21	NEW ENGLAND REVOLUTION	2-1	W	9,736	12
May 24	CHICAGO FIRE*	2-2 (4-5 PK)	L	4,124	-
May 28	at Chicago Fire	2-2	T	4,124	13
June 4	HOUSTON DYNAMO	2-0	W	9,270	16
June 11	at D.C. United	4-2	W	14,105	19
June 17	at Sporting Kansas City	0-1	L	18,467	19
June 25	LA GALAXY	0-0	T	10,872	20
July 2	NEW YORK RED BULLS^	2-2	T	41,028	21
July 6	at Chivas USA	0-2	L	9,425	21
July 9	PHILADELPHIA UNION	0-0	T	9,794	22
July 12	WEST BROMWICH ALBION#	2-1	W	6,872	-
July 16	at Columbus Crew	0-0	T	14,109	23
July 20	VANCOUVER WHITECAPS FC	2-2	T	8,122	24
July 23	Real Salt Lake	0-4	L	19,429	24
July 30	D.C. UNITED	0-2	L	10,525	24
Aug. 6	PORTLAND TIMBERS	1-1	T	10,525	25
Aug. 13	COLORADO RAPIDS	1-2	L	10,525	25
Aug. 20	at LA Galaxy	0-2	L	27,000	25
Aug. 27	at Toronto FC	1-1	T	21,117	26
Sept. 10	CHICAGO FIRE	2-0	W	10,525	29
Sept. 17	at Houston Dynamo	1-2	L	18,129	29
Sept. 21	at Portland Timbers	1-1	T	18,627	30
Sept. 24	at Colorado Rapids	1-1	T	17,877	31
Oct. 1	SPORTING KANSAS CITY	1-1	T	10,525	32
Oct. 8	at New England Revolution	2-1	W	9,111	35
Oct. 15	at Seattle Sounders FC	1-2	L	64,140	35
Oct. 22	FC DALLAS	4-2	W	10,744	38

\* = US Open Cup Play-In  
 ^ = Played at Stanford Stadium  
 # = Friendly



## STATISTICAL LEADERS

**Goals**  
 Chris Wondolowski ..... 16  
 Simon Dawkins ..... 6

**Assists**  
 Steven Beitashour ..... 7  
 Khari Stephenson ..... 4

**GW Goals**  
 Chris Wondolowski ..... 5  
 Three tied with 1

**Shots**  
 Chris Wondolowski ..... 109  
 Khari Stephenson ..... 78

**Shots on Goal**  
 Chris Wondolowski ..... 52  
 Khari Stephenson ..... 26

**Cautions**  
 Ramiro Corrales ..... 7  
 Two tied with 6

**Appearances**  
 Jon Busch ..... 33  
 Khari Stephenson ..... 31

**Games Started**  
 Jon Busch ..... 33  
 Chris Wondolowski ..... 30

**Minutes Played**  
 Jon Busch ..... 2,970  
 Chris Wondolowski ..... 2,672

**Fouls Committed**  
 Khari Stephenson ..... 41  
 Brad Ring ..... 33

**Fouls Suffered**  
 Steven Lenhart ..... 36  
 Ramiro Corrales ..... 31

**Corner Kicks**  
 Bobby Convey ..... 40  
 Rafael Baca ..... 21

## GOALKEEPERS

**Appearances**  
 Jon Busch ..... 33

**Games Started**  
 Jon Busch ..... 33

**Saves**  
 Jon Busch ..... 113

**Goals-Against Average**  
 Jon Busch ..... 1.33



# 2011 SEASON IN REVIEW

## FINAL 2011 REGULAR SEASON INDIVIDUAL STATS

UNF	POS	PLAYER	GP	GS	MIN	G	A	SHT	SOG	FC	FS	OFF	CK	C	E
8	F	Chris Wondolowski	30	30	2672	16	3	109	52	29	24	27	0	3	0
10	M	Simon Dawkins	26	19	1773	6	2	63	20	15	29	4	18	2	0
7	M	Khari Stephenson	31	27	2256	5	4	78	26	41	18	5	0	3	0
24	F	Steven Lenhart	14	13	1163	5	3	34	14	30	36	12	0	6	0
16	F	*Alan Gordon	2	1	107	1	0	2	2	7	0	4	0	1	0
12	D	Ramiro Corrales	29	29	2552	2	2	29	4	28	31	3	1	7	0
30	M	Rafael Baca	15	11	1046	1	3	12	4	12	10	2	21	2	0
17	M	Joey Gjertsen	18	13	977	1	3	21	6	7	11	1	19	0	0
11	M	Bobby Convey	21	19	1766	1	2	17	4	28	18	3	40	5	0
14	M	*Brandon McDonald	11	8	695	1	0	1	1	7	6	0	0	2	1
25	F	Ellis McLoughlin	10	0	167	1	0	7	2	9	2	0	0	0	0
33	D	Steven Beitashour	19	19	1655	0	7	4	2	16	12	1	0	3	1
19	M	*Jacob Peterson	9	5	436	0	2	1	0	3	5	0	16	1	0
23	M	Anthony Ampaipitakwong	12	5	546	0	2	4	2	7	1	0	19	0	0
4	M	Sam Cronin	27	22	1903	0	2	21	2	29	10	0	8	6	1
19	F	*Ryan Johnson	14	12	1087	0	2	20	5	17	12	9	1	3	0
1	G	David Bingham	1	1	90	0	1	0	0	0	0	0	0	0	0
2	D	Bobby Burling	23	23	2041	0	1	11	2	22	16	0	0	4	2
3	D	Chris Leitch	14	12	1115	0	1	1	1	8	9	1	0	3	0
5	M	Brad Ring	21	17	1600	0	1	11	2	33	25	0	0	7	0
27	D	*Nana Attakora	6	5	383	0	0	3	0	5	3	0	0	1	0
18	G	Jon Busch	33	33	2970	0	0	0	0	0	4	0	0	1	0
14	F	Maxwell Griffin	4	0	46	0	0	0	0	0	0	3	0	0	0
21	D	Jason Hernandez	28	28	2491	0	0	0	0	24	14	0	0	4	0
22	M	Omar Jasseh	1	0	13	0	0	0	0	0	0	0	0	0	0
32	F	Matt Luzunaris	6	0	63	0	0	1	0	3	2	1	0	0	0
15	D	Justin Morrow	9	9	810	0	0	2	0	8	5	1	0	1	0
6	D	Ike Opara	8	5	485	0	0	3	0	10	4	3	0	1	0
9	F	Scott Sealy	11	6	419	0	0	3	0	3	8	5	0	0	0
20	D	Tim Ward	3	2	225	0	0	1	0	0	6	0	0	0	0
14	F	Edmundo Zura	1	0	19	0	0	1	0	0	0	0	0	0	0
13	G	Andrew Weber	0	0	0	0	0	0	0	0	0	0	0	0	0
<b>Team totals</b>			<b>34</b>	<b>34</b>	<b>3060</b>	<b>40</b>	<b>41</b>	<b>460</b>	<b>151</b>	<b>401</b>	<b>351</b>	<b>85</b>	<b>143</b>	<b>66</b>	<b>5</b>
<b>Opponent totals</b>			<b>34</b>	<b>34</b>	<b>3060</b>	<b>45</b>	<b>45</b>	<b>501</b>	<b>165</b>	<b>351</b>	<b>401</b>	<b>130</b>	<b>180</b>	<b>45</b>	<b>4</b>

**GAME-WINNING GOALS:** Chris Wondolowski 5, Steven Lenhart 1, Simon Dawkins 1, Bobby Convey 1  
**GAME-WINNING ASSISTS:** Brad Ring 1, Steven Lenhart 1, Chris Leitch 1, Ryan Johnson 1, Simon Dawkins 1, Sam Cronin 1, Steven Beitashour 1, Rafael Baca 1  
**PENALTY KICK GOALS/ATTEMPTS:** Chris Wondolowski 1-2

### SAN JOSE EARTHQUAKES INDIVIDUAL GOALKEEPING

UNF	POS	GOALKEEPER	GP	GS	MIN	SHTS	SV	GA	GAA	PG	PA	W	L	T	SO
1	G	David Bingham	1	1	90	5	4	1	1.00	0	0	1	0	0	0
18	G	Jon Busch	33	33	2970	160	113	44	1.33	4	4	7	12	14	7
<b>Team totals</b>			<b>34</b>	<b>34</b>	<b>3060</b>	<b>165</b>	<b>117</b>	<b>45</b>	<b>1.32</b>	<b>4</b>	<b>4</b>	<b>8</b>	<b>12</b>	<b>14</b>	<b>7</b>
<b>Opponent totals</b>			<b>34</b>	<b>34</b>	<b>3060</b>	<b>151</b>	<b>111</b>	<b>40</b>	<b>1.18</b>	<b>1</b>	<b>2</b>	<b>12</b>	<b>8</b>	<b>14</b>	<b>11</b>

\* = Played with other teams in 2011. Only San Jose Earthquakes statistics listed here.

## COACHES

COACH	W	L	T	PCT.	PTS.
Frank Yallop	8	12	14	.441	36

**Home Attendance (MLS Regular Season Games Only):** 216,496 (14 games)  
**Home Average (MLS Regular Season Games Only):** 15,464

**MLS ALL-STAR**  
 Chris Wondolowski

**PLAYER OF THE MONTH**  
 Chris Wondolowski (October)

**PLAYER OF THE WEEK**  
 Steven Lenhart (Week 13)  
 Chris Wondolowski (three times)

### SEASON END AWARDS

**Local**  
 Most Valuable Player -- Chris Wondolowski  
 Offensive Player of the Year -- Chris Wondolowski  
 Defensive Player of the Year -- Jon Busch  
 Andrew Bedard Memorial Spirit of the Game Award/  
 Humanitarian of the Year -- Chris Wondolowski

**National**  
 MLS Best XI -- Chris Wondolowski

# 2012 SEASON IN REVIEW

THE CLUB

2015 REVIEW

CLUB HISTORY

OPPONENTS

MEDIA INFO

**Regular Season Record:** 19-6-9, 66 points  
**Home:** 10-1-6; **Away:** 9-5-3  
**Overall 2012 Record:** 23-8-10; **Exhibition:** 1-0-1; **US Open Cup:** 2-1-0;  
**MLS Cup Playoffs:** 1-1-0

Date	Opponent	Score	Result	Attend.	Pts.
March 10	NEW ENGLAND REVOLUTION	1-0	W	10,525	3
March 17	HOUSTON DYNAMO <sup>AA</sup>	0-1	L	21,816	3
March 24	at Toronto FC	3-0	W	20,070	6
March 31	at Seattle Sounders	1-0	W	38,458	9
April 7	VANCOUVER WHITECAPS FC	3-1	W	10,525	12
April 14	at New York Red Bulls	2-2	T	17,114	13
April 21	REAL SALT LAKE	3-1	W	10,202	16
April 28	at Philadelphia Union	2-1	W	18,581	19
May 2	D.C. UNITED	5-3	W	8,734	22
May 5	at Vancouver Whitecaps	1-2	L	19,271	22
May 13	CHIVAS USA	1-1	T	9,619	23
May 19	COLUMBUS CREW	1-1	T	10,256	24
May 23	at LA Galaxy	3-2	W	16,512	27
May 27	at Sporting Kansas City	1-2	L	19,972	27
May 29	FT. LAUDERDALE STRIKERS*	2-1	W	--	--
June 5	MINNESOTA STARS FC*	1-0	W	--	--
June 20	at Colorado Rapids	2-1	W	13,080	30
June 23	at Real Salt Lake	2-1	W	18,050	33
June 26	SEATTLE SOUNDERS &	0-1	L	--	--
June 30	LA GALAXY <sup>A</sup>	4-3	W	50,391	36
July 3	at Portland Timbers	1-2	L	20,438	36
July 7	at FC Dallas	0-0	T	10,132	37
July 14	REAL SALT LAKE	5-0	W	10,744	40
July 18	FC DALLAS	2-1	W	9,481	43
July 22	at Vancouver Whitecaps	2-1	L	20,112	43
July 28	CHICAGO FIRE	1-1	T	10,525	44
July 31	SWANSEA CITY#	2-2	T	--	--
August 11	SEATTLE SOUNDERS FC	2-1	W	10,744	47
August 18	at Montreal Impact	1-3	L	19,431	47
August 25	COLORADO RAPIDS	4-1	W	10,525	50
Sept. 2	CHIVAS USA	4-0	W	10,525	53
Sept. 6	SAN LUIS FC#	1-0	W	--	--
Sept. 15	at Chivas USA	2-0	W	11,317	56
Sept. 19	PORTLAND TIMBERS	2-2	T	9,877	57
Sept. 22	at Seattle Sounders	2-1	W	38,948	60
Sept. 29	FC DALLAS	3-3	T	10,744	61
October 6	at Colorado Rapids	4-1	W	15,232	64
October 21	LA GALAXY	2-2	T	10,744	65
October 27	at Portland Timbers	1-1	T	20,438	66
November 4	at LA Galaxy%	1-0	W	27,000	--
November 7	LA GALAXY%	1-3	L	10,744	--

\* = US Open Cup at Cagan Stadium, Stanford; & = US Open Cup at Kezar Stadium, San Francisco; ^ = Played at Stanford Stadium; ^^ = Played at AT&T Park; # = Friendly; % = MLS Cup Playoffs



## STATISTICAL LEADERS

**Goals**  
 Chris Wondolowski ..... 27  
 Alan Gordon ..... 13

**Assists**  
 Marvin Chavez ..... 13  
 Four Tied ..... 7

**GW Goals**  
 Chris Wondolowski ..... 11  
 Alan Gordon ..... 4

**Shots**  
 Chris Wondolowski ..... 127  
 Simon Dawkins ..... 65

**Shots on Goal**  
 Chris Wondolowski ..... 55  
 Steven Lenhart ..... 33

**Cautions**  
 Three Tied ..... 7

**Appearances**  
 Three Tied ..... 33

**Games Started**  
 Two Tied ..... 33

**Minutes Played**  
 Justin Morrow ..... 2,970  
 Steven Beitashour ..... 2,955

**Fouls Committed**  
 Alan Gordon ..... 54  
 Steven Lenhart ..... 52

**Fouls Suffered**  
 Steven Lenhart ..... 46  
 Two Tied ..... 35

**Corner Kicks**  
 Marvin Chavez ..... 82  
 Shea Salinas ..... 32

## GOALKEEPERS

**Appearances**  
 Jon Busch ..... 32

**Games Started**  
 Jon Busch ..... 32

**Saves**  
 Jon Busch ..... 77

**Goals-Against Average**  
 Jon Busch ..... 1.27

# 2012 SEASON IN REVIEW

## FINAL 2012 REGULAR SEASON INDIVIDUAL STATS

UNF	POS	PLAYER	GP	GS	MIN	G	A	SHT	SOG	FC	FS	OFF	CK	C	E
8	F	Chris Wondolowski	32	31	2813	27	7	127	55	19	25	28	0	3	0
16	F	Alan Gordon	23	13	1297	13	7	43	25	54	35	15	0	7	1
24	F	Steven Lenhart	26	18	1623	10	2	64	33	52	46	27	1	7	1
10	M	Simon Dawkins	27	21	1847	8	1	65	24	26	35	3	15	2	0
81	M	Marvin Chavez	27	23	1910	3	13	42	14	38	32	5	82	5	0
12	D	Ramiro Corrales	22	19	1667	2	7	20	6	21	21	1	3	7	1
7	M	Khari Stephenson	27	10	1052	2	3	31	10	28	3	1	0	2	0
26	D	Victor Bernardez	24	24	2088	2	1	19	4	30	17	1	0	6	0
6	M	Shea Salinas	19	11	1099	1	7	17	5	16	10	1	32	1	0
4	M	Sam Cronin	31	30	2578	1	6	25	3	37	21	0	1	3	0
30	M	Rafael Baca	33	31	2551	1	4	24	7	22	33	4	23	4	0
15	D	Justin Morrow	33	33	2970	1	4	6	2	25	30	0	0	2	0
11	M	Mehdi Ballouchy (TOT)	22	14	1116	1	2	15	3	22	20	0	19	3	0
11	M	Mehdi Ballouchy (SJ)	6	4	266	0	0	2	0	5	3	0	10	0	0
33	D	Steven Beitashour	33	33	2955	0	6	11	2	29	30	1	4	6	0
11	M	Tressor Moreno	12	6	557	0	3	3	0	3	6	0	13	1	0
19	F	Sam Garza	6	0	102	0	1	4	0	3	3	0	0	1	0
21	D	Jason Hernandez	25	23	2090	0	1	3	0	14	10	0	0	1	2
14	F	Jean-Marc Alexandre	2	0	8	0	0	0	0	2	0	0	0	0	0
1	G	David Bingham	3	2	225	0	0	0	0	0	0	0	0	0	0
18	G	Jon Busch	32	32	2835	0	0	0	0	1	5	0	0	0	0
9	F	Sercan Guvenisik	5	1	87	0	0	3	0	2	2	1	0	0	0
55	D	Ike Opara	16	7	763	0	0	8	2	11	11	2	0	0	0
27	F	Cesar Diaz Pizarro	1	0	29	0	0	0	0	1	0	1	0	0	0
5	M	Brad Ring	2	1	76	0	0	0	0	1	1	0	0	0	0
28	D	Jed Zayner	1	1	72	0	0	0	0	0	1	0	0	0	0
17	M	Joey Gjertsen	0	0	0	0	0	0	0	0	0	0	0	0	0
2	M	Jacob Hustedt	0	0	0	0	0	0	0	0	0	0	0	0	0
13	G	Evan Newton	0	0	0	0	0	0	0	0	0	0	0	0	0
20	F	Marcus Tracy	0	0	0	0	0	0	0	0	0	0	0	0	0
20	D	Tim Ward	0	0	0	0	0	0	0	0	0	0	0	0	0
		Own-goals received	1												
		<b>Team totals</b>	<b>34</b>	<b>34</b>	<b>3060</b>	<b>72</b>	<b>73</b>	<b>517</b>	<b>192</b>	<b>440</b>	<b>410</b>	<b>91</b>	<b>185</b>	<b>58</b>	<b>5</b>
		<b>Opponent totals</b>	<b>34</b>	<b>34</b>	<b>3060</b>	<b>43</b>	<b>40</b>	<b>440</b>	<b>135</b>	<b>410</b>	<b>440</b>	<b>53</b>	<b>165</b>	<b>61</b>	<b>5</b>

**GAME-WINNING GOALS:** Chris Wondolowski 11, Alan Gordon 4, Steven Lenhart 2, Simon Dawkins 1, Victor Bernardez 1  
**GAME-WINNING ASSISTS:** Ramiro Corrales 3, Marvin Chavez 3, Rafael Baca 3, Shea Salinas 2, Justin Morrow 2, Alan Gordon 2, Sam Cronin 2, Steven Beitashour 2, Jason Hernandez 1, Victor Bernardez 1  
**PENALTY KICK GOALS/ATTEMPTS:** Chris Wondolowski 5-7, Khari Stephenson 1-1

## SAN JOSE EARTHQUAKES INDIVIDUAL GOALKEEPING

UNF	POS	GOALKEEPER	GP	GS	MIN	SHTS	SV	GA	GAA	PG	PA	W	L	T	SO
1	G	David Bingham	3	2	225	12	8	3	1.20	0	0	2	1	0	0
18	G	Jon Busch	32	32	2835	123	77	40	1.27	4	5	17	5	9	7
		<b>Team totals</b>	<b>34</b>	<b>34</b>	<b>3060</b>	<b>135</b>	<b>85</b>	<b>43</b>	<b>1.26</b>	<b>4</b>	<b>5</b>	<b>19</b>	<b>6</b>	<b>9</b>	<b>7</b>
		<b>Opponent totals</b>	<b>34</b>	<b>34</b>	<b>3060</b>	<b>192</b>	<b>116</b>	<b>72</b>	<b>2.12</b>	<b>6</b>	<b>8</b>	<b>6</b>	<b>19</b>	<b>9</b>	<b>2</b>

## COACHES

COACH	W	L	T	PCT.	PTS.
Frank Yallop	19	6	9	.691	66

**Home Attendance (MLS Regular Season Games Only):** 225,977 (17 games)  
**Home Average (MLS Regular Season Games Only):** 13,293

## NATIONAL AWARDS

**VOLKSWAGEN MLS MVP**  
Chris Wondolowski

**MLS BEST XI**  
Chris Wondolowski, Victor Bernardez

**MLS COACH OF THE YEAR**  
Frank Yallop

**BUDWEISER GOLDEN BOOT**  
Chris Wondolowski

## MLS ALL-STAR

Chris Wondolowski  
Steven Beitashour  
Justin Morrow  
Ramiro Corrales (Commissioner's Pick)  
Jon Busch (Inactive Roster)  
Marvin Chavez (Inactive Roster)

## MLS PLAYER OF THE MONTH

Chris Wondolowski (April)  
Chris Wondolowski (June)  
Chris Wondolowski (September)  
Chris Wondolowski (October)

## MLS PLAYER OF THE WEEK

Steven Lenhart (Week 8)  
Chris Wondolowski (Week 9)  
Chris Wondolowski (Week 19)  
Chris Wondolowski (Week 31)

## SEASON END AWARDS

**Local**  
Most Valuable Player --  
Chris Wondolowski  
Andrew Bedard Memorial Spirit of the Game Award/  
Humanitarian of the Year -- Shea Salinas  
Defensive Player of the Year --  
Victor Bernardez

THE CLUB

2015 REVIEW

CLUB HISTORY

OPPONENTS

MEDIA INFO

# 2013 SEASON IN REVIEW

THE CLUB

2015 REVIEW

CLUB HISTORY

OPPONENTS

MEDIA INFO

**Regular Season Record:** 14-11-8, 51 points  
**Home:** 11-1-5; **Away:** 3-10-4  
**Overall 2013 Record:** 17-14-8; **Exhibition:** 1-0-0; **US Open Cup:** 0-1-0;  
**CCL:** 2-2-0

Date	Opponent	Score	Result	Attend.	Pts.
March 3	REAL SALT LAKE	0-2	L	10,525	0
March 10	NEW YORK RED BULLS	2-1	W	10,525	3
March 16	at Columbus Crew	1-1	T	16,528	4
March 23	SEATTLE SOUNDERS FC	1-0	W	10,525	7
March 30	at Houston Dynamo	0-2	L	17,415	7
April 6	VANCOUVER WHITECAPS FC	1-1	T	10,525	8
April 14	at Portland Timbers	0-1	L	20,674	8
April 21	PORTLAND TIMBERS	1-1	T	10,525	9
April 27	at Chivas USA	2-2	T	9,732	10
May 4	MONTREAL IMPACT	2-2	T	10,525	11
May 8	TORONTO FC	2-1	W	10,048	14
May 11	at Seattle Sounders FC	0-4	L	38,880	14
May 18	COLORADO RAPIDS	1-1	T	10,525	15
May 25	at FC Dallas	0-1	L	15,063	15
May 28	* at Charleston Battery	0-1	L	--	--
June 1	at Real Salt Lake	0-3	L	19,064	15
June 15	at Colorado Rapids	2-1	W	15,017	18
June 22	at D.C. United	0-1	L	13,149	18
June 29	^ LA GALAXY	3-2	W	50,028	21
July 3	at Chicago Fire	2-3	L	14,815	21
July 6	at New England Revolution	0-2	L	13,732	21
July 13	SEATTLE SOUNDERS FC	1-0	W	10,525	24
July 20	# NORWICH CITY FC	1-0	W	--	--
July 27	PORTLAND TIMBERS	2-1	W	10,525	27
August 3	CHIVAS USA	2-0	W	10,525	30
August 7	% at Montreal Impact	0-1	L	--	--
August 10	at Vancouver Whitecaps FC	0-2	L	20,151	30
August 18	SPORTING KANSAS CITY	1-0	W	10,525	33
August 24	at FC Dallas	2-2	T	14,920	34
August 28	%& at CD Heredia	0-1	L	--	--
August 31	at LA Galaxy	0-3	L	27,000	34
Sept. 8	PHILADELPHIA UNION	1-0	W	10,034	37
Sept. 14	VANCOUVER WHITECAPS FC	0-0	T	10,525	38
Sept. 17	% MONTREAL IMPACT	3-0	W	--	--
Sept. 21	at Real Salt Lake	2-1	W	20,504	41
Sept. 29	at Chivas USA	1-0	W	7,751	44
October 9	COLORADO RAPIDS	1-0	W	10,525	47
October 20	at LA Galaxy	0-0	T	25,418	48
October 23	% CD HEREDIA	1-0	W	--	--
October 26	FC DALLAS	2-1	W	10,525	51

\* = US Open Cup; & = Played at Cemento Progreso Stadium in Guatemala City; ^ = Played at Stanford Stadium; # = Friendly; % = CONCACAF Champions League

## STATISTICAL LEADERS

**Goals**  
 Chris Wondolowski ..... 11  
 Three Tied ..... 4

**Assists**  
 Shea Salinas ..... 8  
 Sam Cronin ..... 4

**GW Goals**  
 Chris Wondolowski ..... 8  
 Steven Lenhart ..... 2

**Shots**  
 Chris Wondolowski ..... 101  
 Alan Gordon ..... 40

**Shots on Goal**  
 Chris Wondolowski ..... 44  
 Shea Salinas ..... 16

**Cautions**  
 Victor Bernardez ..... 9

**Appearances**  
 Sam Cronin ..... 34

**Games Started**  
 Sam Cronin ..... 34

**Minutes Played**  
 Sam Cronin ..... 2,971  
 Jon Busch ..... 2,970

**Fouls Committed**  
 Alan Gordon ..... 53  
 Sam Cronin ..... 48

**Fouls Suffered**  
 Steven Lenhart ..... 39  
 Rafael Baca ..... 35

**Corner Kicks**  
 Shea Salinas ..... 123  
 Marvin Chavez ..... 45

## GOALKEEPERS

**Appearances**  
 Jon Busch ..... 33

**Games Started**  
 Jon Busch ..... 33

**Saves**  
 Jon Busch ..... 101

**Goals-Against Average**  
 Jon Busch ..... 1.24



# 2013 SEASON IN REVIEW

## FINAL 2013 REGULAR SEASON INDIVIDUAL STATS

UNF	POS	PLAYER	GP	GS	MIN	G	A	SHT	SOG	FC	FS	OFF	CK	C	E
8	F	Chris Wondolowski	29	29	2610	11	3	101	44	33	33	14	1	5	0
24	F	Alan Gordon	24	17	1436	4	3	40	14	53	33	23	0	7	1
16	F	Steven Lenhart	21	14	1322	4	2	35	13	36	39	13	1	7	1
14	F	Adam Jahn	22	11	1059	4	0	29	10	16	9	5	0	1	0
6	M	Shea Salinas	28	24	1982	2	8	35	16	21	30	4	123	1	0
4	M	Sam Cronin	34	34	2971	2	4	28	7	48	25	0	19	4	0
10	M	Walter Martinez	15	10	919	2	2	16	5	15	30	5	1	1	0
33	D	Steven Beitashour	27	27	2426	1	3	5	1	23	22	0	0	0	0
7	M	Cordell Cato	20	10	1030	1	2	19	5	13	19	1	0	0	0
15	D	Justin Morrow	26	21	1937	1	2	7	1	16	14	1	0	1	1
26	D	Victor Bernardez	25	25	2233	1	1	17	4	24	18	1	0	9	2
81	M	Marvin Chavez	15	12	1053	1	1	22	4	22	18	9	45	2	1
30	M	Rafael Baca	31	28	2379	0	2	30	7	17	35	5	2	6	1
12	M	Ramiro Corrales	12	11	870	0	2	14	2	13	13	1	2	3	0
23	D	Nana Attakora	8	7	657	0	1	6	0	5	8	2	0	0	0
3	D	Dan Gargan	8	6	591	0	1	3	0	8	8	0	0	1	0
19	M	Jaime Alas	5	1	117	0	0	1	0	0	3	0	2	0	0
11	M	Mehdi Ballouchy	5	1	118	0	0	1	0	2	3	0	2	1	0
1	G	David Bingham	1	1	90	0	0	0	0	0	0	0	0	0	0
18	G	Jon Busch	33	33	2970	0	0	0	0	0	2	0	0	1	0
9	F	Mike Fucito	7	2	228	0	0	8	1	8	2	1	0	2	0
17	F	Sam Garza	5	0	93	0	0	3	1	0	0	0	3	0	0
44	D	Clarence Goodson	9	9	791	0	0	9	3	4	9	0	0	4	0
2	D	Ty Harden	7	7	596	0	0	3	0	5	3	0	0	1	0
21	D	Jason Hernandez	21	19	1680	0	0	0	0	13	9	0	0	2	0
5	D	*Brad Ring	3	3	270	0	0	1	0	1	1	0	0	0	0
22	D	Jordan Stewart	12	12	1080	0	0	4	1	12	13	0	0	0	0
20	F	Marcus Tracy	5	0	58	0	0	2	1	3	0	1	0	0	0
	M	Peter McGlynn	0	0	0	0	0	0	0	0	0	0	0	0	0
25	D	Tommy Muller	0	0	0	0	0	0	0	0	0	0	0	0	0
13	G	Evan Newton	0	0	0	0	0	0	0	0	0	0	0	0	0
		Own-goals received				1									
		<b>Team totals</b>	<b>34</b>	<b>34</b>	<b>3060</b>	<b>35</b>	<b>37</b>	<b>439</b>	<b>140</b>	<b>411</b>	<b>425</b>	<b>86</b>	<b>201</b>	<b>59</b>	<b>7</b>
		<b>Opponent totals</b>	<b>34</b>	<b>34</b>	<b>3060</b>	<b>42</b>	<b>42</b>	<b>437</b>	<b>150</b>	<b>425</b>	<b>411</b>	<b>56</b>	<b>148</b>	<b>53</b>	<b>5</b>

**GAME-WINNING GOALS:** Chris Wondolowski 8, Steven Lenhart 2, Shea Salinas 1, Walter Martinez 1, Alan Gordon 1, Sam Cronin 1

**GAME-WINNING ASSISTS:** Shea Salinas 4, Steven Lenhart 2, Sam Cronin 2, Steven Beitashour 2, Walter Martinez 1, Marvin Chavez 1, Victor Bernardez 1, Rafael Baca 1

**PENALTY KICK GOALS/ATTEMPTS:** Chris Wondolowski 1-1, Victor Bernardez 1-1

### SAN JOSE EARTHQUAKES INDIVIDUAL GOALKEEPING

UNF	POS	GOALKEEPER	GP	GS	MIN	SHTS	SV	GA	GAA	PG	PA	W	L	T	SO
1	G	David Bingham	1	1	90	8	7	1	1.00	0	0	1	0	0	0
18	G	Jon Busch	33	33	2970	142	101	41	1.24	3	3	13	11	9	9
		<b>Team totals</b>	<b>34</b>	<b>34</b>	<b>3060</b>	<b>150</b>	<b>108</b>	<b>42</b>	<b>1.24</b>	<b>3</b>	<b>3</b>	<b>14</b>	<b>11</b>	<b>9</b>	<b>9</b>
		<b>Opponent totals</b>	<b>34</b>	<b>34</b>	<b>3060</b>	<b>140</b>	<b>100</b>	<b>35</b>	<b>1.03</b>	<b>2</b>	<b>2</b>	<b>11</b>	<b>14</b>	<b>9</b>	<b>12</b>

\* = Played with other teams in 2013. Only San Jose Earthquakes statistics listed here.

### COACHES

COACH	W	L	T	PCT.	PTS.
Frank Yallop	3	6	6	.400	15
Mark Watson	11	5	3	.658	36

**Home Attendance (MLS Regular Season Games Only):** 217,009 (17 games)

**Home Average (MLS Regular Season Games Only):** 12,765

### NATIONAL AWARDS

#### MLS PLAYER OF THE WEEK

Alan Gordon (Week 18)  
Steven Lenhart (Week 30)

#### MLS GOAL OF THE WEEK

Chris Wondolowski (Week 4)

### SEASON END AWARDS

#### Local

Most Valuable Player -- Sam Cronin  
Defensive Player of the Year -- Jon Busch  
Humanitarian of the Year -- Justin Morrow  
Golden Boot - Chris Wondolowski

# 2014 SEASON IN REVIEW

THE CLUB

2015 REVIEW

CLUB HISTORY

OPPONENTS

MEDIA INFO

Regular Season Record: 6-16-12, 30 points  
 Home: 5-6-6; Away: 1-10-6  
 Overall 2014: 8-18-14; Exhibition: 1-0-0; US Open Cup: 1-1-0; CCL: 0-0-2;  
 Copa Euroamericana: 0-1-0

Date	Opponent	Score	Result	Attend	Pts.
March 11	<b>\$ DEPORTIVO TOLUCA FC</b>	1-1	T	--	--
March 15	<b>REAL SALT LAKE</b>	3-3	T	10,525	1
March 19	\$ at Deportivo Toluca FC	1(5)-(4)1	L	--	--
March 22	at Sporting Kansas City	0-1	L	19,368	1
March 29	<b>NEW ENGLAND REVOLUTION</b>	1-2	L	10,525	1
April 13	<b>COLUMBUS CREW</b>	1-1	T	10,525	2
April 19	at Colorado Rapids	0-0	T	12,306	3
April 26	<b>CHIVAS USA</b>	1-0	W	10,525	6
May 3	at Vancouver Whitecaps FC	2-3	L	21,000	6
May 7	<b>COLORADO RAPIDS</b>	0-0	T	9,388	7
May 10	<b>FC DALLAS</b>	2-1	W	10,525	10
May 17	at Seattle Sounders FC	0-1	L	49,746	10
May 25	<b>HOUSTON DYNAMO</b>	3-0	W	10,525	13
May 31	at FC Dallas	2-1	W	15,682	16
June 7	at Toronto FC	0-1	L	22,591	16
June 11	<b>&amp; SACRAMENTO REPUBLIC FC</b>	2-1	W	--	--
June 24	& at Seattle Sounders FC	1(4)-(1)1	L	--	--
June 28	<b># LA GALAXY</b>	0-1	L	50,006	16
July 2	<b>CHIVAS USA</b>	0-1	L	9,114	16
July 11	<b>D.C. UNITED</b>	1-2	L	10,525	16
July 19	at New York Red Bulls	1-1	T	20,001	17
July 23	<b>CHICAGO FIRE</b>	5-1	W	10,525	20
July 27	~ <b>ATLETICO MADRID</b>	0(3)-(4)0	L	--	--
August 2	<b>* SEATTLE SOUNDERS FC</b>	1-0	W	48,765	23
August 8	at LA Galaxy	2-2	T	19,719	24
August 16	<b>FC DALLAS</b>	0-5	L	10,525	24
August 20	<b>SEATTLE SOUNDERS FC</b>	1-1	T	38,909	25
August 24	at Philadelphia Union	2-4	L	17,421	25
August 30	<b>REAL SALT LAKE</b>	1-1	T	10,525	26
Sept. 7	at Portland Timbers	3-3	T	20,184	27
Sept. 10	at Vancouver Whitecaps FC	0-2	L	17,183	27
Sept. 14	<b>LA GALAXY</b>	1-1	T	10,525	28
Sept. 20	at Montreal Impact	0-2	L	15,800	28
Sept. 27	at Colorado Rapids	1-1	T	15,634	29
October 4	<b>PORTLAND TIMBERS</b>	1-2	L	10,525	29
October 8	at Portland Timbers	0-3	L	20,814	29
October 11	at Real Salt Lake	0-2	L	20,701	29
October 14	<b>% CDS VIDA</b>	2-1	W	--	--
October 18	<b>VANCOUVER WHITECAPS FC</b>	0-0	T	10,525	30
October 26	at Chivas USA	0-1	L	5,571	30

**Bold – Home Game**

# Match at Stanford Stadium; \* Match at Levi's Stadium; % International friendly; & U.S. Open Cup (home leg at Kezar Stadium); \$ CONCACAF Champions League; ? U.S. Open Cup at Starfire Sports Complex; ~ Copa Euroamericana at Candlestick Park

## STATISTICAL LEADERS

**Goals**  
 Chris Wondolowski ..... 14  
 Atiba Harris ..... 4

**Assists**  
 Shea Salinas ..... 8  
 Chris Wondolowski ..... 4

**GW Goals**  
 Yannick Djalo ..... 2  
 Three players ..... 1

**Shots**  
 Chris Wondolowski ..... 77  
 Yannick Djalo ..... 36

**Shots on Goal**  
 Chris Wondolowski ..... 36  
 Atiba Harris ..... 15

**Cautions**  
 Victor Bernardez ..... 6

**Appearances**  
 Jon Busch ..... 34

**Games Started**  
 Jon Busch ..... 34

**Minutes Played**  
 Jon Busch ..... 3,060  
 Sam Cronin ..... 2,627

**Fouls Committed**  
 Atiba Harris ..... 46  
 Two players ..... 36

**Fouls Suffered**  
 Steven Lenhart ..... 42  
 Yannick Djalo ..... 26

**Corner Kicks**  
 Shea Salinas ..... 71  
 Sam Cronin ..... 26

## GOALKEEPERS

**Appearances**  
 Jon Busch ..... 34

**Games Started**  
 Jon Busch ..... 34

**Saves**  
 Jon Busch ..... 137

**Goals-Against Average**  
 Jon Busch ..... 1.47



# 2014 SEASON IN REVIEW

## FINAL 2014 REGULAR SEASON INDIVIDUAL STATS

UNF	POS	PLAYER	GP	GS	MIN	G	A	SHT	SOG	FC	FS	OFF	CK	C	E
8	F	Chris Wondolowski	26	26	2340	14	4	77	36	24	33	18	0	2	0
23	F	Atiba Harris	24	19	1585	4	2	31	15	46	34	5	0	4	0
7	M	Cordell Cato	27	16	1577	3	2	20	8	14	12	3	6	2	0
10	M	Yannick Djalo	18	13	1136	3	2	36	7	11	36	1	1	2	0
9	M	Khari Stephenson	19	11	1080	2	2	34	8	15	12	1	0	0	0
5	D	Victor Bernardez	26	25	2231	2	1	8	4	29	22	1	0	6	0
4	M	Sam Cronin	31	30	2627	2	0	26	6	36	18	1	26	5	0
6	M	Shea Salinas	31	30	2470	1	8	26	9	31	30	4	71	3	1
11	M	Matias Perez Garcia	6	4	384	1	1	10	3	5	16	0	11	0	0
24	F	Steven Lenhart	11	10	905	1	1	31	12	16	42	5	1	5	0
80	M	Jean-Baptiste Pierazzi	24	23	1982	1	0	17	6	24	12	1	0	3	0
18	G	Jon Busch	34	34	3060	0	1	0	0	0	5	0	0	0	0
44	D	Clarence Goodson	10	10	900	0	1	8	1	10	15	0	0	2	0
3	D	Jordan Stewart	30	29	2593	0	1	9	0	36	26	1	0	5	0
26	D	Brandon Barklage	13	10	908	0	0	2	0	12	7	0	0	2	0
20	D	Shaun Francis	20	16	1436	0	0	7	1	29	7	0	0	5	0
19	F	Mike Fucito	8	0	95	0	0	0	0	5	1	1	1	1	0
17	M	Sam Garza	1	0	10	0	0	0	0	0	0	0	0	0	0
16	F	*Alan Gordon	15	6	665	0	0	17	4	17	20	9	0	3	0
77	D	Andreas Gortitz	3	3	225	0	0	0	0	2	2	0	0	1	0
2	D	Ty Harden	17	13	1226	0	0	5	2	8	5	0	0	1	0
21	D	Jason Hernandez	20	20	1732	0	0	0	0	18	14	0	0	4	0
14	F	Adam Jahn	4	2	186	0	0	4	0	0	6	1	0	0	1
15	M	JJ Koval	22	9	954	0	0	8	1	15	5	0	0	2	0
16	D	Pablo Pintos	6	6	476	0	0	4	1	6	4	0	1	1	1
32	F	Billy Schuler	6	1	137	0	0	4	1	0	4	1	0	0	0
22	M	Tommy Thompson	13	8	690	0	0	6	1	4	20	0	0	0	0
1	G	David Bingham	0	0	0	0	0	0	0	0	0	0	0	0	0
31	G	Billy Knutsen	0	0	0	0	0	0	0	0	0	0	0	0	0
13	G	Bryan Meredith	0	0	0	0	0	0	0	0	0	0	0	0	0
25	D	Tommy Muller	0	0	0	0	0	0	0	0	0	0	0	0	0
		Own-goals received	1												
		<b>Team totals</b>	<b>34</b>	<b>34</b>	<b>3060</b>	<b>35</b>	<b>26</b>	<b>390</b>	<b>126</b>	<b>413</b>	<b>450</b>	<b>53</b>	<b>118</b>	<b>59</b>	<b>3</b>
		<b>Opponent totals</b>	<b>34</b>	<b>34</b>	<b>3060</b>	<b>50</b>	<b>34</b>	<b>546</b>	<b>191</b>	<b>450</b>	<b>413</b>	<b>47</b>	<b>210</b>	<b>51</b>	<b>2</b>

**GAME-WINNING GOALS:** Yannick Djalo 2, Khari Stephenson 1, Jean-Baptiste Pierazzi 1, Atiba Harris 1

**GAME-WINNING ASSISTS:** Shea Salinas 2, Chris Wondolowski 1, Khari Stephenson 1

**PENALTY KICK GOALS/ATTEMPTS:** Chris Wondolowski 1-2, Khari Stephenson 1-1

### SAN JOSE EARTHQUAKES INDIVIDUAL GOALKEEPING

UNF	POS	GOALKEEPER	GP	GS	MIN	SHTS	SV	GA	GAA	PG	PA	W	L	T	SO
18	G	Jon Busch	34	34	3060	191	137	50	1.47	8	10	6	16	12	6
		<b>Team totals</b>	<b>34</b>	<b>34</b>	<b>3060</b>	<b>191</b>	<b>137</b>	<b>50</b>	<b>1.47</b>	<b>8</b>	<b>10</b>	<b>6</b>	<b>16</b>	<b>12</b>	<b>6</b>
		<b>Opponent totals</b>	<b>34</b>	<b>34</b>	<b>3060</b>	<b>126</b>	<b>89</b>	<b>35</b>	<b>1.03</b>	<b>2</b>	<b>3</b>	<b>16</b>	<b>6</b>	<b>12</b>	<b>14</b>

\* = Played with other teams in 2014. Only San Jose Earthquakes statistics listed here.

### COACHES

COACH	W	L	T	PCT.	PTS.
Mark Watson	6	15	11	.359	29

**Home Attendance (MLS Regular Season Games Only):** 217,009 (17 games)

**Home Average (MLS Regular Season Games Only):** 12,765

### NATIONAL AWARDS

**MLS PLAYER OF THE WEEK**  
Yannick Djalo (Week 20)

### SEASON END AWARDS

**Local**  
Most Valuable Player -- Chris Wondolowski  
Defensive Player of the Year -- Jon Busch  
Humanitarian of the Year -- Shea Salinas

# ALL-TIME PLAYOFF HISTORY

THE CLUB

2015 REVIEW

CLUB HISTORY

OPPONENTS

MEDIA INFO

## ALL-TIME YEAR-BY-YEAR

Year	Record	GF	GA	Home	Away	Neutral
1996	1-2-0	1	4	1-0-0	0-2-0	0-0-0
<b>2001</b>	<b>5-1-0</b>	<b>13</b>	<b>3</b>	<b>2-0-0</b>	<b>2-1-0</b>	<b>1-0-0</b>
2002	0-2-0	2	4	0-1-0	0-1-0	0-0-0
<b>2003</b>	<b>3-1-0</b>	<b>12</b>	<b>8</b>	<b>2-0-0</b>	<b>0-1-0</b>	<b>1-0-0</b>
2004	1-1-0	2	3	1-0-0	0-1-0	0-0-0
2005	0-1-1	2	4	0-0-1	0-1-0	0-0-0
2010	1-2-0	3	3	0-1-0	1-1-0	0-0-0
2012	1-1-0	2	3	0-1-0	1-0-0	0-0-0
<b>Overall</b>	<b>12-11-1</b>	<b>37</b>	<b>32</b>	<b>6-3-1</b>	<b>4-8-0</b>	<b>2-0-0</b>

**Bold** indicates MLS Cup championship season

## ALL-TIME VERSUS

	W	L	T	GF	GA
Chicago Fire	1	0	0	4	2
Colorado Rapids	0	1	0	0	1
Columbus Crew	2	2	0	8	5
Kansas City	2	1	0	5	5
L.A. Galaxy	4	5	1	13	15
Miami Fusion	2	1	0	5	1
New York Red Bulls	1	1	0	3	2
<b>Totals</b>	<b>12</b>	<b>11</b>	<b>1</b>	<b>38</b>	<b>31</b>

## ALL-TIME SCORING

	GP	G	A
Landon Donovan	14	10	6
Manny Lagos	10	4	3
Dwayne De Rosario	13	3	1
Bobby Convey	3	2	1
Richard Mulrooney	11	1	6
Ronnie Ekelund	11	1	4
Troy Dayak	10	1	3
Brian Mullan	8	1	3
Ian Russell	14	1	3
Jeff Agoos	14	1	2
Jamil Walker	5	1	2
Alan Gordon	2	1	0
Victor Bernandez	2	1	0
Justin Morrow	2	0	1

## POSTSEASON TEAM HIGHS

<b>Goals</b>	5	11/09/2003 vs. LA	W 5-2
<b>Assists</b>	8	11/09/2003 vs. LA	W 5-2
<b>Shots</b>	23	11/09/2003 vs. LA	W 5-2
<b>Shots on Goal</b>	12	10/14/2001 vs. MIA	W 4-0
<b>Fouls Committed</b>	24	10/24/2004 vs. KC	W 2-0
<b>Fouls Suffered</b>	23	09/26/2001 vs. CLB	W 3-0
<b>Corner Kicks</b>	13	10/21/2001 at LA	W 2-1
<b>Offside</b>	9	09/26/1996 vs. LA	W 1-0
<b>Saves</b>	8	11/23/2003 at CHI	W 4-2
<b>Shots Faced</b>	10	11/23/2003 at CHI	W 4-2
<b>Goals Allowed</b>	3	10/30/2004 at KC	L 0-3
	3	10/23/2005 at LA	L 1-3
	3	11/07/2012 vs. LA	L 1-3

## ALL-TIME GOALKEEPING

UNF	POS	GOALKEEPER	GP	GS	MIN	SHTS	SV	GA	GAA	PG	PA	W	L	T	SO
1	GK	Joe Cannon	8	8	730	37	28	7	0.86	1	1	5	3	0	3
18	GK	Jon Busch	3	3	270	20	14	3	1.00	0	0	1	2	0	0
1	GK	Dave Salzwedel	3	3	270	22	18	4	1.33	1	1	1	2	0	1
18	GK	Pat Onstad	8	8	753	41	26	15	1.79	0	1	4	3	1	1
		<b>Team totals</b>	<b>22</b>	<b>22</b>	<b>2023</b>	<b>120</b>	<b>86</b>	<b>29</b>	<b>1.25</b>	<b>2</b>	<b>3</b>	<b>11</b>	<b>10</b>	<b>1</b>	<b>5</b>

## POSTSEASON HIGHS

<b>Goals</b>	2	Bobby Convey	11/04/2010 at NY	W 3-2
	2	Landon Donovan	09/22/2001 at CLB	W 3-1
	2	Landon Donovan	11/23/2003 at CHI	W 4-2
<b>Assists</b>	3	Richard Mulrooney	11/09/2003 vs. LA	W 5-2
<b>Shots</b>	9	Ricardo Clark	10/23/2005 at LA	L 1-3
<b>Shots on Goal</b>	4	Ricardo Clark	10/23/2005 at LA	L 1-3
<b>Fouls Committed</b>	7	Ben Iroha	09/26/1996 vs. LA	W 1-0
<b>Fouls Suffered</b>	8	Landon Donovan	09/26/2001 vs. CLB	W 3-0
<b>Corner Kicks</b>	13	Richard Mulrooney	10/21/2001 at LA	W 2-1
<b>Offside</b>	5	Brian Ching	10/30/2004 at KC	L 0-3
<b>Saves</b>	8	Pat Onstad	11/23/2003 at CHI	W 4-2
<b>Shots Faced</b>	10	Pat Onstad	11/23/2003 at CHI	W 4-2
<b>Goals Allowed</b>	3	Pat Onstad	10/30/2004 at KC	L 0-3
	3	Pat Onstad	10/23/2005 at LA	L 1-3





# ALL-TIME PLAYOFF HISTORY

**Quarterfinals Game 1**  
**September 26, 1996**  
**Spartan Stadium, San Jose, Calif.**  
**Attendance: 17,209**

	1st	2nd	Final
San Jose	1	0	1
Los Angeles	0	0	0

**Scoring Summary**  
 Tayt Ianni (Wynalda), 36th

San Jose Clash	Lineups	Los Angeles Galaxy
Dave Salzwedel		Jorge Campos
Tim Martin		Greg Vanney
John Doyle		Robin Fraser
Oscar Draguicevich		Dan Calichman
Michael Emenalo		Arash Noamouz
Tayt Ianni		Jorge Salcedo, 46th ◀
Ben Iroha		Curt Onalfo
Jorge Rodas		John Garvey, 84th ◀
▶ Jeff Baicher, 46th		Chris Armas
Missael Espinoza		Mauricio Cienfuegos
▶ Eddie Lewis, 70th		Cobi Jones
Paul Bravo		Jose Vasquez, 67th ◀
Eric Wynalda		Harut Karapetyan
		David Kramer, 69th ◀
		Eduardo Hurtado

**Cautions/Ejections**  
 Eric Wynalda (Caution), 90th  
 Curt Onalfo (Caution), 30th  
 Dan Calichman (Caution), 38th  
 Jorge Salcedo (Caution), 89th

SJ	Statistics	LA
12	Total Shots	12
6	Shots On Goal	7
21	Fouls	15
9	Offside	1
7	Corner Kicks	6
7	Saves	5

**Quarterfinals Game 2**  
**September 29, 1996**  
**Rose Bowl, Pasadena, Calif.**  
**Attendance: 27,833**

	1st	2nd	Final
Los Angeles	0	2	2
San Jose	0	0	0

**Scoring Summary**  
 Robin Fraser (unassisted), 84th  
 Eduardo Hurtado (Campos), 90th

San Jose Clash	Lineups	Los Angeles Galaxy
Dave Salzwedel		Jorge Campos
Tim Martin		Greg Vanney
John Doyle		Robin Fraser
Oscar Draguicevich		Dan Calichman
▶ Jeff Baicher, 87th		Mark Semioli
Michael Emenalo		Harut Karapetyan, 63rd ◀
Tayt Ianni		Jorge Salcedo
Jorge Rodas		Chris Armas
▶ Altimont Butler, 70th		Mauricio Cienfuegos
Missael Espinoza		Cobi Jones
Ben Iroha		Ante Razov
▶ Eddie Lewis, 59th		David Kramer, 56th ◀
Paul Bravo		Eduardo Hurtado
Eric Wynalda		

**Cautions/Ejections**  
 Michael Emenalo (Caution), 1st  
 Jorge Rodas (Caution) 22nd  
 Eric Wynalda (Caution), 28th  
 Oscar Draguicevich (Caution), 90th  
 Eduardo Hurtado (Caution), 29th

SJ	Statistics	LA
12	Total Shots	21
5	Shots On Goal	8
14	Fouls	14
2	Offside	2
8	Corner Kicks	11
6	Saves	3

**Quarterfinals Game 3**  
**October 2, 1996**  
**Rose Bowl, Pasadena, Calif.**  
**Attendance: 30,231**

	1st	2nd	Final
Los Angeles	2	0	2
San Jose	0	0	0

**Scoring Summary**  
 Eduardo Hurtado (Razov), 31st  
 Mauricio Cienfuegos (penalty kick), 36th

San Jose Clash	Lineups	Los Angeles Galaxy
Dave Salzwedel		Jorge Campos
Tim Martin		Greg Vanney
John Doyle		Robin Fraser
Ramiro Corrales		Dan Calichman
▶ Eddie Lewis, 61st		Curt Onalfo, 41st ◀
Michael Emenalo		Mark Semioli
Tayt Ianni		Jorge Salcedo
▶ Paul Holocher, 72nd		Chris Armas
Ben Iroha		Mauricio Cienfuegos
Jorge Rodas		Cobi Jones
Missael Espinoza		Ante Razov
Paul Bravo		Harut Karapetyan, 46th ◀
Altimont Butler		Eduardo Hurtado
▶ Jeff Baicher, 72nd		

**Cautions/Ejections**  
 Missael Espinosa (Caution), 25th  
 Ben Iroha (Caution), 35th

SJ	Statistics	LA
14	Total Shots	12
6	Shots On Goal	7
12	Fouls	14
4	Offside	5
10	Corner Kicks	4
5	Saves	4

**Quarterfinals Game 1**  
**September 22, 2001**  
**Crew Stadium, Columbus, Ohio**  
**Attendance: 20,883**

	1st	2nd	Final
Columbus	0	1	1
San Jose	3	0	3

**Scoring Summary**  
 Landon Donovan (Dayak, Ekelund), 5th  
 Manny Lagos (Agogo), 31st  
 Landon Donovan (Agogo), 46th+  
 Robert Warzycha (penalty kick), 54th

San Jose Earthquakes	Lineups	Columbus Crew
GK Joe Cannon		Tom Presthus GK
DEF Jimmy Conrad		Mike Clark DEF
DEF Troy Dayak		Tenywa Bonseu DEF
DEF Jeff Agoos		Mike Lapper DEF
DEF Wade Barrett		Ansil Elcock, 63rd ◀
MID Ian Russell		Brian West MID
▶ Ramiro Corrales, 72nd		John Harkes MID
MID Richard Mulrooney		Edson Buddle, 76th ◀
MID Ronnie Ekelund		John Wilmar Perez MID
MID Manny Lagos		Brian Maisonneuve MID
▶ Zak Ibsen, 89th		Mike Duhaney MID
FWD Junior Agogo		Robert Warzycha, 46th ◀
▶ Ronald Cerritos, 70th		Dante Washington FWD
FWD Landon Donovan		Jeff Cunningham FWD

**Cautions/Ejections**  
 Wade Barrett (Caution), 19th  
 Mike Clark (Caution), 24th

SJ	Statistics	CLB
6	Total Shots	17
5	Shots On Goal	6
22	Fouls	13
5	Offside	5
3	Corner Kicks	9
4	Saves	2

# ALL-TIME PLAYOFF HISTORY

**Quarterfinals Game 2**  
**September 26, 2001**  
**Spartan Stadium, San Jose, Calif.**  
**Attendance:** 10,419

	1st	2nd	Final
San Jose	1	2	3
Columbus	0	0	0

### Scoring Summary

Manny Lagos (Barrett, Donovan), 9th  
 Ronald Cerritos (Barrett, Corrales), 68th  
 Landon Donovan (Agoos, Mulrooney), 76th

San Jose Earthquakes	Lineups	Columbus Crew
GK Joe Cannon		GK Tom Presthus
DEF Jimmy Conrad		DEF Mike Clark
DEF Troy Dayak		DEF Tenywa Bonseu
DEF Jeff Agoos		DEF Mike Lapper
DEF Wade Barrett		DEF Daniel Torres, 72nd ◀
MID Ian Russell		DEF Ansil Elcock
▶ Ramiro Corrales, 50th		DEF Edson Buddle, 73rd ◀
MID Richard Mulrooney		MID Robert Warzycha
MID Ronnie Ekelund		MID John Wilmar Perez
MID Manny Lagos		MID Brian Maisonneuve
▶ Zak Ibsen, 71st		MID John Harkes
FWD Junior Agogo		MID Mike Duhany
▶ Ronald Cerritos, 67th		MID Brian West, 58th ◀
FWD Landon Donovan		FWD Jeff Cunningham

### Cautions/Ejections

Robert Warzycha (Caution), 30th  
 Mike Lapper (Caution), 61st  
 Mike Clark (Caution), 91st+

SJ	Statistics	CLB
12	Total Shots	7
9	Shots On Goal	2
12	Fouls	24
3	Offside	1
3	Corner Kicks	5
2	Saves	6

**Semifinals Game 2**  
**October 14, 2001**  
**Spartan Stadium, San Jose, Calif.**  
**Attendance:** 16,119

	1st	2nd	Final
San Jose	1	3	4
Miami	0	0	0

### Scoring Summary

Landon Donovan (Lagos), 16th  
 Ian Russell (Donovan, Lagos), 57th  
 Manny Lagos (Mulrooney, Barrett), 69th  
 Dwayne De Rosario (unassisted), 89th

San Jose Earthquakes	Lineups	Miami Fusion
GK Joe Cannon		GK Nick Rimando
DEF Zak Ibsen		DEF Brian Dunseth
DEF Troy Dayak		DEF Carlos Llamasa
DEF Jeff Agoos		DEF Ivan McKinley
DEF Wade Barrett		MID Ian Woan
MID Ian Russell		MID Ian Bishop
MID Richard Mulrooney		MID Jim Rooney
MID Ronnie Ekelund		MID Alex Pineda Chacon
▶ Dario Brose, 70th		MID Tyrone Marshall, 70th ◀
MID Manny Lagos		MID Chris Henderson
▶ Ramiro Corrales, 70th		MID Greg Simmonds, 70th ◀
FWD Ronald Cerritos		FWD Diego Serna
FWD Landon Donovan		FWD Preki
▶ Dwayne De Rosario, 75th		FWD Lazo Alavanja, 58th ◀

### Cautions/Ejections

Zak Ibsen (Caution), 6th  
 Zak Ibsen (Ejection), 23rd  
 Ronald Cerritos (Caution) 26th  
 Jeff Agoos (Caution), 27th  
 Landon Donovan (Caution) 54th  
 Jim Rooney (Caution), 8th  
 Diego Serna (Ejection), 23rd  
 Preki (Caution), 57th  
 Ivan McKinley (Ejection), 74th

SJ	Statistics	MIA
21	Total Shots	6
12	Shots On Goal	2
15	Fouls	12
4	Offside	3
5	Corner Kicks	4
2	Saves	8

**Semifinals Game 1**  
**October 10, 2001**  
**Lockhart Stadium, Ft. Lauderdale, Fla.**  
**Attendance:** 9,236

	1st	2nd	Final
Miami	0	1	1
San Jose	0	0	0

### Scoring Summary

Preki (Rooney, Woan), 53rd

San Jose Earthquakes	Lineups	Miami Fusion
GK Joe Cannon		GK Nick Rimando
DEF Jimmy Conrad		DEF Ivan McKinley
DEF Troy Dayak		DEF Carlos Llamasa
DEF Jeff Agoos		DEF Pablo Mastroeni
DEF Wade Barrett		DEF Brian Dunseth, 28th ◀
▶ Ramiro Corrales, 78th		MID Chris Henderson
MID Ian Russell		MID Ian Bishop
▶ Dwayne De Rosario, 70th		MID Jim Rooney
MID Richard Mulrooney		MID Ian Woan
MID Ronnie Ekelund		MID Lazo Alavanja
MID Manny Lagos		MID Tyrone Marshall, 73rd ◀
FWD Landon Donovan		FWD Alex Pineda Chacon
FWD Junior Agogo		FWD Preki
▶ Ronald Cerritos, 68th		FWD Johnny Torres, 81st ◀

### Cautions/Ejections

Richard Mulrooney (Caution), 15th  
 Landon Donovan (Caution), 19th  
 Ivan McKinley (Caution) 14th  
 Pablo Mastroeni (Caution), 23rd  
 Johnny Torres (Ejection), 88th

SJ	Statistics	MIA
9	Total Shots	10
3	Shots On Goal	5
12	Fouls	19
6	Offside	4
2	Corner Kicks	3
4	Saves	3

**Semifinals Game 3**  
**October 17, 2001**  
**Lockhart Stadium, Ft. Lauderdale, Fla.**  
**Attendance:** 11,242

	1st	2nd	OT	Final
Miami	0	0	0	0
San Jose	0	0	1	1

### Scoring Summary

Troy Dayak (unassisted), 93rd

San Jose Earthquakes	Lineups	Miami Fusion
GK Joe Cannon		GK Nick Rimando
DEF Jimmy Conrad		DEF Brian Dunseth
DEF Troy Dayak		DEF Carlos Llamasa
DEF Jeff Agoos		DEF Pablo Mastroeni
DEF Wade Barrett		MID Lazo Alavanja
MID Ian Russell		MID Ian Bishop
▶ Scott Bower, 75th		MID Jim Rooney
MID Richard Mulrooney		MID Chris Henderson
MID Ronnie Ekelund		MID Ian Woan, 46th ◀
MID Manny Lagos		MID Alex Pineda Chacon
▶ Ramiro Corrales, 56th		MID Johnny Torres, 78th ◀
FWD Landon Donovan		FWD Diego Serna
FWD Ronald Cerritos		FWD Preki
▶ Dwayne De Rosario, 75th		

### Cautions/Ejections

Jimmy Conrad (Caution), 26th  
 Ramiro Corrales (Caution), 90th  
 Ian Bishop (Caution), 29th  
 Ian Bishop (Caution, Ejection), 82nd  
 Jim Rooney (Caution), 92nd

SJ	Statistics	MIA
12	Total Shots	8
5	Shots On Goal	5
16	Fouls	12
1	Offside	4
9	Corner Kicks	2
5	Saves	4

# ALL-TIME PLAYOFF HISTORY

**MLS Cup** 1st 2nd OT Final  
**October 21, 2001** San Jose 1 0 1 2  
**Crew Stadium, Columbus, Ohio** Los Angeles 1 0 0 1  
**Attendance:** 21,626

**Scoring Summary**  
 Landon Donovan (Russell, Mulrooney), 43rd Luis Hernandez (Vanney, Hartman), 21st  
 Dwayne De Rosario (Ekelund, Ibsen), 96th

San Jose Earthquakes	Lineups	Los Angeles Galaxy
GK Joe Cannon		Kevin Hartman GK
DEF Jimmy Conrad		Danny Califf DEF
DEF Troy Dayak		Greg Vanney DEF
DEF Jeff Agoos		Paul Caligiuri DEF
DEF Wade Barrett		Adam Frye, 53rd ◀
MID Ian Russell		Ezra Hendrickson DEF
▶ Zak Ibsen, 82nd		Simon Elliott MID
MID Richard Mulrooney		Mauricio Cienfuegos MID
MID Ronnie Ekelund		Peter Vagenas MID
MID Ramiro Corrales		Sasha Victorine MID
FWD Ronald Cerritos		Brian Mullan, 75th ◀ FWD
▶ Dwayne De Rosario, 85th		Luis Hernandez FWD
FWD Landon Donovan		Cobi Jones FWD

**Cautions/Ejections**  
 Jimmy Conrad (Caution), 28th Paul Caligiuri (Caution), 48th  
 Ronnie Ekelund (Caution), 78th Danny Califf (Caution), 76th  
 Zak Ibsen (Caution), 83rd

SJ	Statistics	LA
17	Total Shots	10
3	Shots On Goal	2
13	Fouls	14
3	Offside	2
13	Corner Kicks	5
1	Saves	1



**Quarterfinals Game 1** 1st 2nd Final  
**September 25, 2002** San Jose 0 1 1  
**Spartan Stadium, San Jose, Calif.** Columbus 1 1 2  
**Attendance:** 8,069

**Scoring Summary**  
 Landon Donovan (Graziani, Barrett), 54th Edson Buddle (Cunningham, Garcia), 38th  
 Freddy Garcia (Cunningham, Buddle), 81st

San Jose Earthquakes	Lineups	Columbus Crew
GK Joe Cannon		Jon Busch GK
DEF Zak Ibsen		Chad McCarty DEF
▶ Dwayne De Rosario, 84th		Mike Clark DEF
DEF Eddie Robinson		Brian Dunseth DEF
DEF Jeff Agoos		Eric Denton DEF
DEF Wade Barrett		Edson Buddle DEF
MID Ian Russell		Brian West, 85th ◀
▶ Scott Bower, 85th		Brian Maisonneuve MID
MID Ronnie Ekelund		Kyle Martino, 73rd ◀
MID Ramiro Corrales		Edson Buddle MID
MID Manny Lagos		Freddy Garcia MID
FWD Ariel Graziani		Jeff Cunningham FWD
FWD Landon Donovan		Daniel Torres, 84th ◀
		Brian McBride FWD

**Cautions/Ejections**  
 Ramiro Corrales (Caution), 21st  
 Ian Russell (Caution), 77th  
 Jeff Agoos (Caution), 78th

SJ	Statistics	CLB
13	Total Shots	9
9	Shots On Goal	6
20	Fouls	16
4	Offside	3
8	Corner Kicks	2
3	Saves	8

# ALL-TIME PLAYOFF HISTORY

THE CLUB

2015 REVIEW

CLUB HISTORY

OPPONENTS

MEDIA INFO

**Quarterfinals Game 2**  
**September 28, 2002**  
**Crew Stadium, Columbus, Ohio**  
**Attendance:** 13,004

	<b>1st</b>	<b>2nd</b>	<b>Final</b>
<b>Columbus</b>	0	2	2
<b>San Jose</b>	0	1	1

**Scoring Summary**  
 Ariel Graziani (Donovan, Lagos), 58th    Freddy Garcia (Cunningham, Martino), 50th  
 Brian McBride (Buddle), 81st

<b>San Jose Earthquakes</b>	<b>Lineups</b>	<b>Columbus Crew</b>
GK Joe Cannon		Jon Busch GK
DEF Jimmy Conrad		Chad McCarty DEF
DEF Eddie Robinson		Brian West, 80th ◀
DEF Jeff Agoos		Mike Clark DEF
DEF Wade Barrett		Brian Dunseth DEF
MID Manny Lagos		Eric Denton DEF
▶ Devin Barclay, 84th		Edson Buddle MID
MID Ramiro Corrales		Duncan Oughton MID
MID Landon Donovan		John Wilmar Perez, 81st ◀
MID Ian Russell		Kyle Martino MID
▶ Ronnie Ekelund, 77th		Brian Maisonneuve, 66th ◀
FWD Ariel Graziani		Freddy Garcia MID
FWD Dwayne De Rosario		Jeff Cunningham FWD
▶ Zak Ibsen, 84th		Brian McBride FWD

**Cautions/Ejections**  
 Eddie Robinson (Caution), 76th    Mike Clark (Caution), 46th

SJ	Statistics	CLB
13	Total Shots	14
5	Shots On Goal	9
10	Fouls	15
5	Offside	8
6	Corner Kicks	10
7	Saves	4

**Western Conference Semifinals Game 1**  
**November 1, 2003**  
**Home Depot Center, Carson, Calif.**  
**Attendance:** 20,201

	<b>1st</b>	<b>2nd</b>	<b>Final</b>
<b>Los Angeles</b>	0	2	2
<b>San Jose</b>	0	0	0

**Scoring Summary**  
 Sasha Victorine (unassisted), 59th  
 Carlos Ruiz (Myung-Bo), 62nd

<b>San Jose Earthquakes</b>	<b>Lineups</b>	<b>Los Angeles Galaxy</b>
GK Pat Onstad		Kevin Hartman GK
DEF Chris Roner		Danny Califf DEF
DEF Troy Dayak		Hong Myung-Bo DEF
DEF Jeff Agoos		Tyrone Marshall DEF
DEF Todd Dunivant		Arturo Torres MID
MID Brian Mullan		Ricky Lewis, 92nd+ ◀
MID Ramiro Corrales		Simon Elliott MID
▶ Craig Waibel, 72nd		Peter Vagenas MID
MID Richard Mulrooney		Sasha Victorine MID
MID Ian Russell		Chris Albright, 73rd ◀
FWD Landon Donovan		Cobi Jones MID
FWD Dwayne De Rosario		Carlos Ruiz FWD
▶ Rodrigo Faria, 21st		Alejandro Moreno FWD
▶▶ Jamil Walker, 75th		

**Cautions/Ejections**  
 Brian Mullan (Caution), 22nd    Danny Califf (Caution), 32nd  
 Craig Waibel (Caution), 77th    Myung-Bo (Caution), 55th

SJ	Statistics	LA
11	Total Shots	11
4	Shots On Goal	5
17	Fouls	18
1	Offside	1
3	Corner Kicks	5
3	Saves	4

**Western Conference Semifinals Game 2**  
**November 9, 2003**  
**Spartan Stadium, San Jose, Calif.**  
**Attendance:** 14,145

	<b>1st</b>	<b>2nd</b>	<b>OT</b>	<b>Final</b>
<b>San Jose</b>	2	2	1	5
<b>Los Angeles</b>	2	0	0	2

*SJ adv 5-4 on aggregate goals*

**Scoring Summary**  
 Jeff Agoos 1 (Ekelund 1), 21st    Carlos Ruiz 2 (Myung-Bo 2), 7th  
 Landon Donovan 1 (Walker 1, Mulrooney 1), 35th    Peter Vagenas 1 (Moreno 1), 13th  
 Jamil Walker 1 (Mulrooney 2), 50th  
 Chris Roner 1 (Mulrooney 3, Dayak 1), 90th  
 Rodrigo Faria 1 (Donovan 1, Russell 1) 96th

<b>San Jose Earthquakes</b>	<b>Lineups</b>	<b>Los Angeles Galaxy</b>
GK Pat Onstad		Kevin Hartman GK
DEF Jeff Agoos		Danny Califf DEF
DEF Troy Dayak		Tyrone Marshall DEF
DEF Eddie Robinson		Hong Myung-Bo DEF
DEF Craig Waibel		Simon Elliott DEF
▶ Chris Roner, 89th		Cobi Jones MID
MID Ronnie Ekelund		Arturo Torres MID
MID Manny Lagos		Mauricio Cienfuegos, 90th ◀
▶ Ian Russell, 77th		Peter Vagenas MID
MID Brian Mullan		Sasha Victorine MID
MID Richard Mulrooney		Chris Albright, 81st ◀
FWD Landon Donovan		Alejandro Moreno FWD
FWD Jamil Walker		Carlos Ruiz FWD
▶ Rodrigo Faria, 75th		

**Cautions/Ejections**  
 Richard Mulrooney (Caution), 27th    Tyrone Marshall (Caution), 14th  
 Brian Mullan (Caution), 51st    Kevin Hartman (Caution), 36th

SJ	Statistics	LA
23	Total Shots	10
9	Shots On Goal	6
15	Fouls	16
2	Offside	3
6	Corner Kicks	2
4	Saves	4



# ALL-TIME PLAYOFF HISTORY

**Western Conference Championship**  
**November 15, 2003**  
**Spartan Stadium, San Jose, Calif.**  
**Attendance:** 16,108

	1st	2nd	OT	Final
San Jose	0	2	1	3
Kansas City	0	2	0	2

### Scoring Summary

Manny Lagos 1 (Dayak 2, Donovan 2), 61st  
 Brian Mullan 1 (Russell 2), 83rd  
 Landon Donovan 2 (Ekelund 2), 117th  
 Igor Simutenkov 2 (Klein 1), 57th  
 Chris Klein 2 (Preki 1), 72nd

### San Jose Earthquakes

**Lineups**  
 GK Pat Onstad  
 DEF Jeff Agoos  
 DEF Troy Dayak  
 DEF Eddie Robinson  
 DEF Craig Waibel  
 ▶ Dwayne De Rosario, 81st  
 MID Ronnie Ekelund  
 MID Manny Lagos  
 ▶ Ian Russell, 68th  
 MID Brian Mullan  
 MID Richard Mulrooney  
 FWD Landon Donovan  
 FWD Jamil Walker  
 ▶ Rodrigo Faria, 77th

### Kansas City Wizards

GK Tony Meola  
 DEF Jimmy Conrad  
 DEF Nick Garcia  
 DEF Diego Gutierrez  
 Stephen Armstrong  
 Eric Quill, 66th ◀  
 Chris Klein  
 Preki  
 Carey Talley  
 Kerry Zavagnin  
 Wolde Harris  
 Davy Arnaud, 91st+ ◀  
 Igor Simutenkov  
 Josh Wolff, 71st ◀

### Cautions/Ejections

Troy Dayak (Caution), 73rd  
 Rodrigo Faria (Caution), 112th  
 Kerry Zavagnin (Caution), 100th

SJ	Statistics	KC
21	Total Shots	13
6	Shots On Goal	4
10	Fouls	16
2	Offside	2
6	Corner Kicks	2
2	Saves	3

**Western Conference Semifinals Game 1**  
**October 23, 2004**  
**Spartan Stadium, San Jose, Calif.**  
**Attendance:** 8,659

	1st	2nd	Final
San Jose	1	1	2
Kansas City	0	0	0

### Scoring Summary

Dwayne De Rosario 1 (Donovan 1), 40th  
 Craig Waibel 1 (Agoos 1), 52nd

### San Jose Earthquakes

**Lineups**  
 GK Pat Onstad  
 DEF Jeff Agoos  
 DEF Ryan Cochrane  
 DEF Todd Dunivant  
 DEF Craig Waibel  
 MID Ramiro Corrales  
 MID Landon Donovan  
 MID Brian Mullan  
 MID Ian Russell  
 ▶ Chris Brown, 94th+  
 FWD Brian Ching  
 FWD Dwayne De Rosario  
 ▶ Jamil Walker, 86th

### Lineups

### Kansas City Wizards

GK Bo Oshoniyi  
 DEF Jose Burciaga, Jr.  
 DEF Jimmy Conrad  
 DEF Nick Garcia  
 DEF Alex Zotınca  
 Diego Gutierrez  
 Jack Jewsbury  
 Diego Walsh, 79th ◀  
 Igor Simutenkov  
 Khari Stephenson, 52nd ◀  
 Kerry Zavagnin  
 Davy Arnaud  
 Josh Wolff

### Cautions/Ejections

Jeff Agoos (Caution), 24th  
 Brian Mullan (Caution), 38th  
 Igor Simutenkov (Caution), 41st  
 Alex Zotınca (Caution), 59th

SJ	Statistics	KC
15	Total Shots	4
7	Shots On Goal	1
24	Fouls	14
2	Offside	3
11	Corner Kicks	5
1	Saves	5

**MLS Cup**  
**November 23, 2003**  
**The Home Depot Center, Carson, Calif.**  
**Attendance:** 27,000 (sellout)

	1st	2nd	Final
San Jose	2	2	4
Chicago	0	2	2

### Scoring Summary

Ronnie Ekelund 1 (unassisted), 5th  
 Landon Donovan 3 (Walker 2), 38th  
 Richard Mulrooney 1 (Mullan 1), 50th  
 Landon Donovan 4 (De Rosario 1, Mullan 2), 71st  
 DaMarcus Beasley 1 (Williams 1, Gray 1), 49th  
 Own Goal (Roner), 54th

### San Jose Earthquakes

**Lineups**  
 GK Pat Onstad  
 DEF Jeff Agoos  
 DEF Troy Dayak  
 DEF Eddie Robinson  
 DEF Craig Waibel  
 ▶ Chris Roner, 51st  
 MID Ronnie Ekelund  
 MID Manny Lagos  
 ▶ Ian Russell, 70th  
 MID Brian Mullan  
 MID Richard Mulrooney  
 FWD Landon Donovan  
 FWD Jamil Walker  
 ▶ Dwayne De Rosario, 60th

### Chicago Fire

GK Zach Thornton  
 DEF Carlos Bocanegra  
 DEF Jim Curtin  
 Nate Jaqua, 81st ◀  
 Orlando Perez  
 Kelly Gray, 47th+ ◀  
 Evan Whitfield  
 Chris Armas  
 DaMarcus Beasley  
 Jesse Marsch  
 Andy Williams  
 Justin Mapp, 70th ◀  
 Damani Ralph  
 Ante Razov

### Cautions/Ejections

Craig Waibel (Caution), 15th  
 Eddie Robinson (Caution), 54th

SJ	Statistics	CHI
11	Total Shots	22
8	Shots On Goal	10
14	Fouls	17
3	Offside	4
3	Corner Kicks	13
8	Saves	4



# ALL-TIME PLAYOFF HISTORY

THE CLUB

2015 REVIEW

CLUB HISTORY

OPPONENTS

MEDIA INFO

**Western Conference Semifinals Game 2**  
**October 30, 2004**  
**Arrowhead Stadium, Kansas City, Mo.**  
**Attendance:** 10,022

	<b>1st</b>	<b>2nd</b>	<b>Final</b>
<b>Kansas City</b>	1	2	3
<b>San Jose</b>	0	0	0

**Scoring Summary**

Khari Stephenson 1 (Jewsbury 1, Arnaud 1), 26th  
 Own Goal (Ching), 48th  
 Jack Jewsbury 1 (Simutenkov 1, Burciaga 1), 92nd+

<b>San Jose Earthquakes</b>	<b>Lineups</b>	<b>Kansas City Wizards</b>
GK Pat Onstad		Bo Oshoniyi GK
DEF Jeff Agoos		Jose Burciaga, Jr. DEF
DEF Ryan Cochrane		Jimmy Conrad DEF
DEF Todd Dunivant		Nick Garcia DEF
DEF Craig Waibel		Alex Zotinca DEF
MID Ramiro Corrales		Taylor Graham, 94th+ ◀
▶ Eddie Robinson, 94th+		Jack Jewsbury MID
MID Landon Donovan		Khari Stephenson MID
MID Brian Mullan		Igor Simutenkov, 69th ◀
MID Richard Mulrooney		Kerry Zavagnin MID
FWD Brian Ching		Diego Walsh, 86th ◀
FWD Dwayne De Rosario		Diego Gutierrez MID
▶ Ian Russell, 61st		Davy Arnaud FWD
		Josh Wolff FWD

**Cautions/Ejections**

Landon Donovan (Caution), 43rd  
 Jack Jewsbury (Caution), 46th+  
 Davy Arnaud (Caution), 56th  
 Diego Gutierrez (Caution), 78th

<b>SJ</b>	<b>Statistics</b>	<b>KC</b>
8	Total Shots	14
4	Shots On Goal	6
15	Fouls	21
6	Offside	2
4	Corner Kicks	5
3	Saves	4

**Western Conference Semifinals Game 1**  
**October 23, 2005**  
**The Home Depot Center, Carson, Calif.**  
**Attendance:** 17,466

	<b>1st</b>	<b>2nd</b>	<b>Final</b>
<b>Los Angeles</b>	2	1	3
<b>San Jose</b>	0	1	1

**Scoring Summary**

Ricardo Clark 1 (unassisted), 68th  
 Herculez Gomez 1 (unassisted), 13th  
 Landon Donovan 1 (unassisted), 39th  
 Landon Donovan 2 (Jones 1, Albright 1), 87th

<b>San Jose Earthquakes</b>	<b>Lineups</b>	<b>Los Angeles Galaxy</b>
GK Pat Onstad		Kevin Hartman GK
DEF Kelly Gray		Chris Albright DEF
DEF Danny Califf		Pablo Chinchilla DEF
DEF Eddie Robinson		Ugo Ihemelu DEF
DEF Wade Barrett		Todd Dunivant DEF
MID Brian Mullan		Cobi Jones MID
MID Ricardo Clark		Ednaldo da Conceicao, 93rd+ ◀
MID Dwayne De Rosario		Marcelo Saragosa MID
▶ Danny O'Rourke, 93rd+		Paulo Nagamura, 21st ◀
MID Mark Chung		Peter Vagenas MID
FWD Ronald Cerritos		Ned Grabavoy MID
▶ Alejandro Moreno, 67th		Landon Donovan FWD
FWD Brian Ching		Herculez Gomez FWD

**Cautions/Ejections**

Wade Barrett (Caution), 12th  
 Paulo Nagamura (Caution), 33rd  
 Ricardo Clark (Caution), 26th  
 Todd Dunivant (Caution), 68th  
 Eddie Robinson (Caution), 63rd  
 Chris Albright (Caution), 71st  
 Herculez Gomez (Caution), 79th

<b>SJ</b>	<b>Statistics</b>	<b>LA</b>
16	Total Shots	9
6	Shots On Goal	5
18	Fouls	21
2	Offside	2
3	Corner Kicks	5
2	Saves	5

**Western Conference Semifinals Game 2**  
**October 29, 2005**  
**Spartan Stadium, San Jose, Calif.**  
**Attendance:** 17,824

	<b>1st</b>	<b>2nd</b>	<b>Final</b>
<b>San Jose</b>	1	0	1
<b>Los Angeles</b>	0	1	1

*LA adv. 4-2 on aggregate goals*

**Scoring Summary**

Brian Ching 1 (Mullan 1), 42nd  
 Ned Grabavoy (Donovan 1, Vagenas 1), 67th

<b>San Jose Earthquakes</b>	<b>Lineups</b>	<b>Los Angeles Galaxy</b>
GK Pat Onstad		Kevin Hartman GK
DEF Kelly Gray		Chris Albright DEF
▶ Kevin Goldthwaite, 74th		Ugo Ihemelu DEF
DEF Danny Califf		Tyrone Marshall DEF
DEF Eddie Robinson		Todd Dunivant DEF
DEF Wade Barrett		Cobi Jones MID
▶ Ronald Cerritos, 72nd		Ednaldo da Conceicao, 78th ◀
MID Brian Mullan		Paulo Nagamura MID
MID Ricardo Clark		Peter Vagenas MID
MID Dwayne De Rosario		Ned Grabavoy MID
MID Mark Chung		Alan Gordon, 72nd ◀
FWD Brian Ching		Landon Donovan FWD
FWD Alejandro Moreno		Herculez Gomez FWD

**Cautions/Ejections**

Kelly Gray (Caution), 44th  
 Ricardo Clark (Caution), 89th

<b>SJ</b>	<b>Statistics</b>	<b>LA</b>
18	Total Shots	6
7	Shots On Goal	3
15	Fouls	18
1	Offside	2
6	Corner Kicks	1
2	Saves	6

**Eastern Conference Semifinals Game 1**  
**October 30, 2010**  
**Buck Shaw Stadium, Santa Clara, Calif.**  
**Attendance:** 10,525

	<b>1st</b>	<b>2nd</b>	<b>Final</b>
<b>San Jose</b>	0	0	0
<b>New York</b>	0	1	1

**Scoring Summary**

Joel Lindpere 1 (unassisted), 56th

<b>San Jose Earthquakes</b>	<b>Lineups</b>	<b>New York Red Bulls</b>
GK Jon Busch		Bouna Coundoul GK
DEF Tim Ward		Chris Albright DEF
DEF Brandon McDonald		Carlos Mendes DEF
DEF Jason Hernandez		Tim Ream DEF
DEF Ramiro Corrales		Roy Miller DEF
MID Geovanni		Dane Richards MID
▶ Khari Stephenson, 82nd		Mehdi Ballouchy MID
MID Sam Cronin		Jeremy Hall, 92nd+ ◀
▶ Arturo Alvarez, 69th		Rafael Marquez MID
MID Scott Sealy		Joel Lindpere MID
▶ Eduardo, 62nd		Carl Robinson, 91st+ ◀
MID Bobby Convey		Juan Agudelo FWD
FWD Chris Wondolowski		Juan Pablo Angel FWD
FWD Ryan Johnson		

**Cautions/Ejections**

Chris Wondolowski (Caution), 65th  
 Mehdi Ballouchy (Caution), 47th  
 Roy Miller (Caution), 71st  
 Bouna Coundoul (Caution), 83rd

<b>SJ</b>	<b>Statistics</b>	<b>NY</b>
12	Total Shots	13
3	Shots On Goal	7
12	Fouls	21
5	Offside	3
6	Corner Kicks	4
6	Saves	3

# ALL-TIME PLAYOFF HISTORY

**Eastern Conference Semifinals Game 2**  
**November 4, 2010**  
**Red Bull Arena, Harrison, N.J.**  
**Attendance:** 22,839

	1st	2nd	Final
San Jose	1	2	3
New York	0	1	1

*SJ adv. 3-2 on aggregate goals*

**Scoring Summary**  
 Bobby Convey 1 (Sealy 1, Johnson 1), 6th  
 Bobby Convey 2 (Alvarez 1), 76th Juan Pablo Angel 1 (Agudelo 1), 78th  
 Chris Wondolowski 1 (Convey 1), 81st

San Jose Earthquakes	Lineups	New York Red Bulls
GK Jon Busch		Bouna Coundoul GK
DEF Tim Ward		Chris Albright DEF
DEF Brandon McDonald		Jeremy Hall, 84th ◀
DEF Jason Hernandez		Carlos Mendes DEF
DEF Ramiro Corrales		Salou Ibrahim, 84th ◀
▶ Eduardo, 48th+		Tim Ream DEF
MID Chris Wondolowski		Roy Miller DEF
MID Sam Cronin		Dane Richards MID
MID Scott Sealy		Mehdi Ballouchy MID
MID Bobby Convey		Rafael Marquez MID
FWD Geovanni		Joel Lindpere MID
▶ Arturo Alvarez, 75th		Juan Agudelo FWD
FWD Ryan Johnson		Thierry Henry, 84th ◀
		Juan Pablo Angel FWD

**Cautions/Ejections**  
 Ramiro Corrales (Caution), 32nd  
 Jon Busch (Caution), 80th

SJ	Statistics	NY
11	Total Shots	23
7	Shots On Goal	4
9	Fouls	8
3	Offside	2
9	Corner Kicks	5
3	Saves	4

**Western Conference Semifinals Game 1**  
**November 4, 2012**  
**The Home Depot Center, Carson, Calif.**  
**Attendance:** 27,000

	1st	2nd	Final
San Jose	0	1	1
LA Galaxy	0	0	0

*SJ lead 1-0 on aggregate goals*

**Scoring Summary**  
 Victor Bernardez (unassisted), 90th+4

San Jose Earthquakes	Lineups	LA Galaxy
GK Jon Busch		Josh Saunders GK
DEF Steven Beitashour		Sean Franklin DEF
DEF Victor Bernardez		Omar Gonzalez DEF
DEF Jason Hernandez		Tommy Meyer DEF
DEF Justin Morrow		Todd Dunivant DEF
MID Marvin Chavez		David Beckham MID
▶ Simon Dawkins, 59th		Edson Buddle, 78th ◀
MID Sam Cronin		Marcelo Sarvas MID
MID Rafael Baca		Juninho MID
MID Ramiro Corrales		Mike Magee MID
▶ Shea Salinas, 69th		Landon Donovan FWD
FWD Chris Wondolowski		Robbie Keane FWD
FWD Steven Lenhart		
▶ Alan Gordon, 65th		

**Cautions/Ejections**  
 Marvin Chavez (Caution), 17th

SJ	Statistics	LA
8	Total Shots	12
3	Shots On Goal	2
11	Fouls	12
2	Offside	2
3	Corner Kicks	2
2	Saves	2

**Eastern Conference Championship**  
**November 13, 2010**  
**Dick's Sporting Goods Park, Commerce City, Colo.**  
**Attendance:** 17,779

	1st	2nd	Final
San Jose	0	0	0
Colorado	1	0	1

**Scoring Summary**  
 Kosuke Kimura 1 (unassisted), 42nd

San Jose Earthquakes	Lineups	Colorado Rapids
GK Jon Busch		Matt Pickens GK
DEF Chris Leitch		Kosuke Kimura DEF
▶ Arturo Alvarez, 57th		Marvelle Wynne DEF
DEF Brandon McDonald		Drew Moor DEF
DEF Jason Hernandez		Anthony Wallace DEF
DEF Tim Ward		Julien Baudet, 78th ◀
MID Chris Wondolowski		Wells Thompson MID
MID Sam Cronin		Jeff Larentowicz MID
▶ Eduardo, 79th		Pablo Mastroeni MID
MID Scott Sealy		Brian Mullan MID
MID Bobby Convey		Conor Casey FWD
FWD Geovanni		Quincy Amarikwa, 89th ◀
▶ Khari Stephenson, 72nd		Omar Cummings FWD
FWD Ryan Johnson		

**Cautions/Ejections**  
 None.

SJ	Statistics	COL
8	Total Shots	16
1	Shots On Goal	6
10	Fouls	6
5	Offside	6
5	Corner Kicks	2
5	Saves	1

**Western Conference Semifinals Game 2**  
**November 7, 2012**  
**Buck Shaw Stadium, Santa Clara, Calif.**  
**Attendance:** 10,744

	1st	2nd	Final
LA Galaxy	3	0	3
San Jose	0	1	1

*LA adv. 3-2 on aggregate goals*

**Scoring Summary**  
 Robbie Keane (Mike Magee), 21st  
 Robbie Keane (Landon Donovan, Tommy Meyer), 34th  
 Mike Magee (Landon Donovan, Sean Franklin), 39th  
 Alan Gordon (Justin Morrow), 82nd

LA Galaxy	Lineups	San Jose Earthquakes
GK Josh Saunders		Jon Busch GK
DEF Sean Franklin		Steven Beitashour DEF
DEF Omar Gonzalez		Alan Gordon, 73rd ◀
DEF Tommy Meyer		Victor Bernardez DEF
DEF Todd Dunivant		Ike Opara, 12th ◀
MID David Beckham		Jason Hernandez DEF
▶ Marcelo Sarvas, 76th		Justin Morrow DEF
MID Landon Donovan		Marvin Chavez MID
MID Juninho		Sam Cronin MID
MID Mike Magee		Rafael Baca MID
FWD Edson Buddle		Shea Salinas, 57th ◀
▶ Christian Wilhelmsson, 59th		Simon Dawkins MID
FWD Robbie Keane		Chris Wondolowski FWD
		Steven Lenhart FWD

**Cautions/Ejections**  
 Victor Bernardez (caution), 4th  
 Steven Lenhart (caution), 42nd  
 David Beckham (caution), 17th  
 Omar Gonzalez (caution), 41st

LA	Statistics	SJ
10	Total Shots	14
5	Shots On Goal	2
8	Fouls	9
1	Offside	4
1	Corner Kicks	6
1	Saves	2

# LAMAR HUNT US OPEN CUP

THE CLUB

2015 REVIEW

CLUB HISTORY

OPONENTS

MEDIA INFO

## YEAR-BY-YEAR

Year	Record	GF	GA	Home	Away	Neutral
1997	1-1	6	3	0-1	1-0	0-0
1998	1-1	3	1	0-0	1-0	0-1
2000	2-1	7	2	1-0	1-1	0-0
2001	2-1	7	1	0-1	2-0	0-0
2002	1-1	4	4	0-1	1-0	0-0
2003	0-1	0	1	0-0	0-1	0-0
2004	2-1	5	3	0-0	2-1	0-0
2005	1-1	3	2	0-1	1-0	0-0
2012	2-1	3	2	2-1	0-0	0-0
2013	0-1	0	1	0-0	0-1	0-0
2014	1-1	2	2	1-0	0-1	0-0
2015	1-1	2	3	1-1	0-0	0-0
<b>Overall</b>	<b>14-12</b>	<b>43</b>	<b>25</b>	<b>5-6</b>	<b>9-5</b>	<b>0-1</b>

## ALL-TIME SCORING LEADERS

Player Name	GP	G	A
Ronald Cerritos	7	4	1
Ronnie Ekelund	8	3	2
Scott Bower	5	3	1
Dwayne De Rosario	10	3	1
Ian Russell	10	3	1
Junior Agogo	3	2	1
Jeff Baicher	3	2	0
John Doyle	5	2	0
Sam Garza	2	2	0
Steven Lenhart	2	2	1
Lawrence Lozzano	2	2	0
Abdul Thompson-Conteh	2	2	0
Chris Wondolowski	4	2	0
Ramiro Corrales	10	1	2
Harut Karapetyan	3	1	2
Brian Mullan	4	1	2
Cordell Cato	4	1	2
Khari Stephenson	5	1	0
Marvell Wynne	1	0	1

## ALL-TIME HEAD-TO-HEAD

Team	W	L	GF	GA
Chicago Fire	0	1	1	1
Central Coast Roadrunners	2	0	11	2
Fort Lauderdale Strikers	1	0	2	1
Kansas City Wizards	0	1	0	1
LA Galaxy	0	5	2	6
El Paso Patriots	1	0	2	0
Minnesota Stars FC	1	0	1	0
Stanislaus United Cruisers	1	0	5	0
San Francisco Bay Seals	0	1	1	2
Richmond Kickers	1	0	2	0
Milwaukee Rampage	1	0	0	0
Sacramento Republic FC	2	0	4	3
Seattle Sounders (USL)	1	1	4	4
Seattle Sounders FC (MLS)	0	2	0	1
Portland Timbers	2	0	5	0
Minnesota Thunder	1	0	2	2
Charleston Battery	0	1	0	1
<b>Totals</b>	<b>14</b>	<b>12</b>	<b>43</b>	<b>25</b>

**Round of 16 - July 27, 1997**

	1st	2nd	Final	
<b>Mustang Stadium</b>	<b>Central Coast Roadrunners (USL)</b>	<b>1</b>	<b>1</b>	<b>2</b>
<b>San Luis Obispo, Calif.</b>	<b>San Jose Clash</b>	<b>2</b>	<b>3</b>	<b>5</b>

Attendance: 7,112

**Scoring Summary**  
 CCR - Jeremy Schultz (Tomlinson, Munoz), 2nd  
 SJ - Lawrence Lozzano (unassisted), 26th  
 SJ - Zico (penalty kick), 44th  
 CCR - Abel Gutierrez (Tomlinson), 74th  
 SJ - Jeff Baicher (Zico), 75th  
 SJ - Lawrence Lozzano (Corrales, Cerritos), 81st  
 SJ - Ronald Cerritos (unassisted), 83rd

San Jose Clash	Lineups	Central Coast Roadrunners
David Kramer		Alan Beilke
Arnold Cruz		Ricardo Ramirez
Tim Martin		Jonathan Bedrosian
John Doyle		Mario Sanchez
Troy Dayak		Jeremy Oetman
Michael Emenalo		Joseph Munoz
Shawn Medved		Nelson Warley
► Dominic Kinnear, 67th		Jeremy Schultz
Zico		Abel Gutierrez
► Ronald Cerritos, 76th		Clay Harty
Eddie Lewis		Craig Tomlinson
► Ramiro Corrales, 56th		
Jeff Baicher		
Lawrence Lozzano		

**Quarterfinals - August 20, 1997**

	1st	2nd	Final	
<b>Spartan Stadium</b>	<b>San Jose Clash</b>	<b>0</b>	<b>1</b>	<b>1</b>
<b>San Jose, Calif.</b>	<b>S.F. Bay Seals (USL)</b>	<b>0</b>	<b>2</b>	<b>2</b>

Attendance: 4,237

**Scoring Summary**  
 SJ - Ronald Cerritos (penalty kick), 20th  
 SF - Shani Simpson (unassisted), 77th  
 SF - Shane Watkins (unassisted), 86th

San Jose Earthquakes	Lineups	San Francisco Bay Seals
David Kramer		J.J. Wozniak
Arnold Cruz		Tim Weaver
Tim Martin		C.J. Brown
John Doyle		Angelo Sablo
Michael Emenalo		Chris Davini
Istvan Urbanyi		Shani Simpson
Shawn Medved		Robert Gallo
Dominic Kinnear		Trova Cowell
► Christopher Sullivan, 73rd		Kenneth Folan
Ramiro Corrales		Kimtal Simpson, 46th ◀
► Eddie Lewis, 66th		Shane Watkins
Ronald Cerritos		Marquis White
Lawrence Lozzano		

**Round of 16 - July 7, 1998**

	1st	2nd	Final	
<b>Socorro Student Activities Complex</b>	<b>El Paso Patriots (USL)</b>	<b>0</b>	<b>0</b>	<b>0</b>
<b>El Paso, Texas</b>	<b>San Jose Clash</b>	<b>1</b>	<b>1</b>	<b>2</b>

Attendance: 3,175

**Scoring Summary**  
 SJ - John Doyle (unassisted), 38th  
 SJ - John Doyle (Mella, Wynalda), 78th

San Jose Clash	Lineups	El Paso Patriots
David Kramer		Nathan Buseck
Tim Martin		Alfredo Estrada, 46th ◀
► Braeden Cloutier, 69th		Steve Guaardino
John Doyle		Hector Velez
Oscar Draguicevich		Humberto Mier
Vicente Figueroa		Patrick Kabuye
Wade Barrett		David Stewart, 46th ◀
Martin Vasquez		Freddy Juarez
Ronald Cerritos		Lorenzo Baeza
Eddie Lewis		Kirk Wilson
► Victor Mella, 59th		Aldo Tovar
Jeff Baicher		Matthew Stewart
► Brian Sebapole, 76th		Antonio Marti
Eric Wynalda		

**Round of 16 - July 25, 2000**

	1st	2nd	Final	
<b>Spartan Stadium</b>	<b>San Jose Earthquakes</b>	<b>1</b>	<b>1</b>	<b>2</b>
<b>San Jose, Calif.</b>	<b>Richmond Kickers (USL)</b>	<b>0</b>	<b>0</b>	<b>0</b>

Attendance: 1,021

**Scoring Summary**  
 SJ - Scott Bower (Karapetyan, Burns), 15th  
 SJ - Ian Russell (Bower, Burns), 79th

San Jose Earthquakes	Lineups	Richmond Kickers
Jon Conway		Mike McGinty
Jimmy Conrad		Chris Brown
Dan Calichman		Kwaku Adu-Gyamfi, 63rd ◀
Mike Burns		Chris Fox
Ryan Tinsley		Scott Cannon
Mauricio Solis		Josh McKay
Wojtek Krakowiak		Rob Ukrop, 77th ◀
► Ian Russell, 69th		Tony Williams
Dario Brose		Kevin Knight
► Travis Mulraine, 77th		Marco Ferruzzi
Harut Karapetyan		Paul Lekics
Khodadad Azizi		Keith Donohue
Scott Bower		Peter Luzak, 74th ◀
		Dwayne De Rosario



# LAMAR HUNT US OPEN CUP

## Quarterfinals - July 22, 1998

**Cotton Bowl**  
Dallas, Texas

Attendance: 1,881

	1st	2nd	OT	Final
<b>San Jose Clash</b>	0	1	0	1
<b>Chicago Fire</b>	0	1	0	1

*Chicago wins 4-3 on penalty kicks*

### Scoring Summary

SJ - Jeff Baicher (Medved), 66th  
CHI - Lubos Kubik (unassisted), 56th

### Penalty Kick Summary

Not Available

### San Jose Clash

David Kramer  
John Doyle  
Oscar Draguicevich  
Richard Gough  
Vincente Figueroa  
▶ Brian Seapole, 77th  
Shawn Medved  
Victor Mella  
Braeden Cloutier  
▶ Ronald Cerritos, 69th  
Eddie Lewis  
Jeff Baicher  
▶ Esmundo Rodriguez, 97th  
Eric Wynalda

### Lineups

### Chicago Fire

Jorge Campos  
Lubos Kubik  
C.J. Brown  
Andrew Lewis  
Chris Armas  
Josh Keller  
Jesse Marsch  
Tony Kuhn, 111st ◀  
Diego Gutierrez  
Frank Klopas  
Zak Ibsen, 77th ◀  
Roman Kosecki  
Ante Razov, 77th ◀  
Josh Wolff

## Round of 32 - June 14, 2000

**Central Catholic High School**  
Modesto, Calif.

Attendance: 3,600 (est.)

	1st	2nd	Final
<b>Stanislaus United Crusiers (USL)</b>	0	0	0
<b>San Jose Earthquakes</b>	1	4	5

### Scoring Summary

SJ - Harut Karapetyan (unassisted), 26th  
SJ - Ian Russell (unassisted), 61st  
SJ - Ian Russell (unassisted), 71st  
SJ - Abdul Thompson Conteh (Mulrooney), 75th  
SJ - Abdul Thompson Conteh (Karapetyan), 88th

### San Jose Earthquakes

Jon Conway  
Mike Burns  
Jimmy Conrad  
Dan Calichman  
Jamie Clark  
Khodadad Azizi  
▶ Abdul Thompson Conteh, 65th  
Travis Mulraine  
Justin Evans  
▶ Ian Russell, 46th  
Richard Mulrooney  
Harut Karapetyan  
Wojtek Krakowiak  
▶ Dario Brose, 59th

### Lineups

### Stanislaus United Crusiers

Able Vera  
Durt Cox  
Gabe Eastman  
Daniel Mack  
Pat Uriz  
Jacob Carter  
Mike Descombaz  
Jose Ramos, 74th ◀  
Rodney Dumlao  
Nicholas Luengo  
Fadi Afash  
Eduardo Martinez  
Jon Cairel, 15th ◀

## Quarterfinals - August 9, 2000

**Titan Stadium**  
Fullerton, Calif.

Attendance: 4,345

	1st	2nd	Final
<b>Los Angeles Galaxy</b>	0	2	2
<b>San Jose Earthquakes</b>	0	0	0

### Scoring Summary

LA - Mauricio Cienfuegos (Vagenas), 77th  
LA - Seth George (Victorine), 81st

### San Jose Earthquakes

Joe Cannon  
Ryan Tinsley  
▶ Wojtek Krakowiak, 85th  
John Doyle  
Jimmy Conrad  
Mike Burns  
Richard Mulrooney  
Travis Mulraine  
Dario Brose  
Khodadad Azizi  
Harut Karapetyan  
▶ Ian Russell, 46th  
Abdul Thompson Conteh  
▶ Scott Bower, 86th

### Lineups

### Los Angeles Galaxy

Matt Reis  
Greg Vanney  
Robin Fraser  
Paul Caligiuri  
Danny Califf  
Jorge Salcedo  
Peter Vagenas, 57th ◀  
Mauricio Cienfuegos  
Simon Elliott  
Cobi Jones  
Seth George, 63rd ◀  
Sasha Victorine  
Sebastien Vorbe  
Zak Ibsen, 71st ◀

## Round of 32 - June 27, 2001

**Doug Hitchen Stadium**  
Arroyo Grande, Calif.

Attendance: 3,276

	1st	2nd	Final
<b>Central Coast Roadrunners (PDL)</b>	0	0	0
<b>San Jose Earthquakes</b>	0	6	6

### Scoring Summary

SJ - Dwayne De Rosario (unassisted), 52nd  
SJ - Scott Bower (Agogo), 57th  
SJ - Scott Bower (Robinson), 68th  
SJ - Junior Agogo (unassisted), 70th  
SJ - Ronald Cerritos (Ekelund), 85th  
SJ - Manny Lagos (unassisted), 87th

### San Jose Earthquakes

GK Jon Conway  
DEF Zak Ibsen  
DEF Troy Dayak  
DEF Jimmy Conrad  
DEF Ramiro Corrales  
MID Scott Bower  
MID Ian Russell  
▶ Manny Lagos, 64th  
MID Eddie Robinson  
MID Dario Brose  
▶ Ronnie Ekelund, 57th  
FWD Junior Agogo  
FWD Dwayne De Rosario  
▶ Ronald Cerritos, 73rd

### Lineups

### Central Coast Roadrunners

Dominic Jakubek GK  
Jeremy Oetman DEF  
Derek Lopez DEF  
Nick Moseley DEF  
Alex Avina MID  
Robbie Busick MID  
Evan Clark MID  
Tony Chowana-Bandhu MID  
Issac Torres FWD  
Ryan Katz FWD  
Jose Miranda, 37th ◀  
Dana McGregor, 76th ◀  
Danny Risch FWD

## Round of 16 - July 11, 2001

**Milwaukee Sports Comp.**  
Milwaukee, Wis.

Attendance:

	1st	2nd	OT	Final
<b>Milwaukee Rampage (USL)</b>	0	0	0	0
<b>San Jose Earthquakes</b>	0	0	0	0

*San Jose wins 7-6 on penalty kicks*

### Scoring Summary

None

### Scoring Summary

MIL - Soso (goal), Hayes (goal), Bernal (goal), Stockton (saved), Henning (goal), Prince (goal), Godoy (goal), Fadeski (saved)  
SJ - Corrales (saved), Donovan (goal), Lagos (goal), Agogo (goal), Ekelund (goal), Ibsen (goal), Dayak (goal), Bower (goal)

### San Jose Earthquakes

GK Jon Conway  
DEF Zak Ibsen  
DEF Eddie Robinson  
▶ Troy Dayak, 76th  
DEF Jimmy Conrad  
DEF Wade Barrett  
MID Scott Bower  
MID Ramiro Corrales  
MID Landon Donovan  
MID Ian Russell  
▶ Manny Lagos, 62nd  
FWD Junior Agogo  
FWD Dwayne De Rosario  
▶ Ronnie Ekelund, 62nd

### Lineups

### Milwaukee Rampage

Dan Popik GK  
Destin Makumbu DEF  
Peter Henning, 91st ◀  
Khary Stockton DEF  
Chad Prince DEF  
Steve Bernal MID  
Igor Soso MID  
Jason Russell MID  
Philippe Godoy MID  
Craig Charlton MID  
Dennis Fadeski, 82nd ◀  
Digital Takawira FWD  
Ollie Ellsworth, 57th ◀  
David Hayes FWD

## Quarterfinals - July 24, 2001

**Negoesco Stadium**  
San Francisco, Calif.

Attendance: 1,881

	1st	2nd	OT	Final
<b>Los Angeles Galaxy</b>	0	1	0	1
<b>San Jose Earthquakes</b>	0	1	0	1

*Los Angeles wins 10-9 on penalty kicks*

### Scoring Summary

LA - Simon Elliott (unassisted), 73rd  
SJ - Junior Agogo (Barrett), 81st

### Penalty Kick Summary

LA - Vanney (goal), Vagenas (goal), Elliott (goal), Cienfuegos (goal), Waibel (goal), Caligiuri (goal), Jones (goal), Bardales, Jr. (goal), Califf (goal)  
SJ - Agoos (goal), Lagos (goal), Corrales (goal), Cerritos (goal), De Rosario (goal), Agogo (goal), Ibsen (goal), Russell (goal), Conrad (goal), Barrett (saved)

### San Jose Earthquakes

GK Jon Conway  
DEF Zak Ibsen  
DEF Jimmy Conrad  
DEF Jeff Agoos (Capt.)  
DEF Wade Barrett  
MID Ian Russell  
MID Ramiro Corrales  
MID Eddie Robinson  
▶ Ronald Cerritos, 91st  
MID Scott Bower  
▶ Manny Lagos, 61st  
FWD Landon Donovan  
▶ Dwayne De Rosario, 46th  
FWD Junior Agogo

### Lineups

### Los Angeles Galaxy

Kevin Hartman GK  
Greg Vanney DEF  
Craig Waibel DEF  
Danny Califf DEF  
Ezra Hendrickson DEF  
Mauricio Cienfuegos MID  
Simon Elliott MID  
Sasha Victorine MID  
Paul Caligiuri, 110th ◀  
Adam Frye MID  
Isaias Bardales, 96th ◀  
Peter Vagenas MID  
Cobi Jones (Capt.) FWD

# LAMAR HUNT US OPEN CUP

THE CLUB

2015 REVIEW

CLUB HISTORY

OPPONENTS

MEDIA INFO

**Round of 16 - July 17, 2002** **1st 2nd OT Final**  
**Interbay Stadium** **Seattle Sounders (USL)** 1 2 0 3  
**Seattle, Wash.** **San Jose Earthquakes** 2 1 1 4  
**Attendance:** 1,275

**Scoring Summary**  
SEA - Andrew Gregor (unassisted), 11th  
SJ - Ronnie Ekelund (Corrales), 30th  
SJ - Dwayne De Rosario (Ekelund), 39th  
SEA - Scott Jenkins (Gregor), 58th  
SEA - Brian Ching (Daligcon), 60th  
SJ - Ronnie Ekelund (penalty kick), 78th  
SJ - Ariel Graziani (De Rosario), 109th

<b>San Jose Earthquakes</b>		<b>Lineups</b>	<b>Seattle Sounders</b>	
GK	Jon Conway		GK	Preston Burpo
DEF	Zak Ibsen		DEF	Scott Jenkins
	▶ Manny Lagos, 27th		DEF	Kieran Barton
DEF	Jimmy Conrad		DEF	Ryan Edwards
DEF	Eddie Robinson		DEF	Zach Scott
DEF	Wade Barrett		DEF	Nate Daglicon, 46th ◀
MID	Devin Barclay		MID	Andrew Gregor
MID	Chris Roner		MID	Jason Boyce
MID	Richard Mulrooney		MID	Viet Nguyen
	▶ Ronnie Ekelund, 20th		MID	Greg Foisie, 105th ◀
MID	Ramiro Corrales		MID	Jason Farrell
	▶ Ariel Graziani, 72nd		MID	Chad Brown, 104th ◀
FWD	Luchi Gonzalez		FWD	Brian Ching
	▶ Landon Donovan, 65th		FWD	Darren Sawatzky
FWD	Dwayne De Rosario			

**Quarterfinals - August 7, 2002** **1st 2nd OT Final**  
**Spartan Stadium** **San Jose Earthquakes** 0 0 0 0  
**San Jose, Calif.** **Los Angeles Galaxy** 0 0 1 1  
**Attendance:** 6,481

**Scoring Summary**  
LA - Carlos Ruiz (Hendrickson), 101st

<b>San Jose Earthquakes</b>		<b>Lineups</b>	<b>Los Angeles Galaxy</b>	
GK	Jon Conway		GK	Matt Reis
DEF	Jimmy Conrad		DEF	Danny Califf
DEF	Jeff Agoos		DEF	Alexi Lalas
DEF	Wade Barrett		DEF	Ezra Hendrickson
DEF	Ramiro Corrales		DEF	Tyrone Marshall
MID	Ian Russell		MID	Simon Elliott
	▶ Dwayne De Rosario, 81st		MID	Mauricio Cienfuegos
MID	Richard Mulrooney		MID	Cobi Jones
MID	Ronnie Ekelund		MID	Sasha Victorine
MID	Manny Lagos		MID	Brian Mullan, 91st ◀
FWD	Landon Donovan		FWD	Carlos Ruiz
FWD	Ariel Graziani		FWD	Alejandro Moreno
			FWD	Gavin Ginton, 80th ◀

**Round of 16 - August 5, 2003** **1st 2nd Final**  
**Husky Soccer Field** **Seattle Sounders (USL)** 1 0 1  
**Seattle, Wash.** **San Jose Earthquakes** 0 0 0  
**Attendance:** 2,510

**Scoring Summary**  
SEA - Kyle Smith (Gregor), 41st

<b>San Jose Earthquakes</b>		<b>Lineups</b>	<b>Seattle Sounders</b>	
GK	Pat Onstad		GK	Rich Cullen
DEF	Craig Waibel		DEF	Danny Jackson
	▶ Richard Mulrooney, 63rd		DEF	Ryan Edwards
DEF	Eddie Robinson		DEF	Zach Scott
DEF	Jeff Agoos		DEF	Scott Jenkins
DEF	Todd Dunivant		MID	Jason Farrell
MID	Brian Mullan		MID	Andrew Gregor
MID	Ramiro Corrales		MID	Viet Nguyen
MID	Ronnie Ekelund		MID	Darren Sawatzky, 73rd ◀
	▶ Jamil Walker, 76th		MID	Alex Bengard
MID	Ian Russell		MID	Sean Michael-Callahan, 78th ◀
	▶ Chris Roner, 80th		FWD	Marco Velez
FWD	Manny Lagos		FWD	Chad Brown, 86th ◀
	▶ Landon Donovan, 57th		FWD	Kyle Smith
FWD	Brian Ching		FWD	Kevin Sakuda, 63rd ◀

**Quarterfinals - August 4, 2004** **1st 2nd OT Final**  
**Griffin Stadium** **Minnesota Thunder (USL)** 1 1 0 2  
**St. Paul, Minn.** **San Jose Earthquakes** 1 1 0 2  
**Attendance:** 5,688 *San Jose wins 5-4 on penalty kicks*

**Scoring Summary**  
MIN - Melvin Tarley (Alberts), 4th  
SJ - Brian Ching (Agoos), 24th  
SJ - Landon Donovan (unassisted), 63rd  
MIN - Dustin Branan (Matteo), 77th

**Penalty Kick Summary**  
MIN - Menyongar (goal), Alberts (miss), Matteo (goal), Branan (goal), Ferruzzi (goal)  
SJ - Donovan (goal), Ching (goal), Mulrooney (goal), De Rosario (goal), Dunivant (goal)

<b>San Jose Earthquakes</b>		<b>Lineups</b>	<b>Minnesota Thunder</b>	
GK	Jon Conway		GK	Joe Warren
DEF	Jeff Agoos		DEF	Dustin Brunt
	▶ Dwayne De Rosario, 45th		DEF	Brent Jacquette
DEF	Craig Waibel		DEF	Dustin Branan
DEF	Todd Dunivant		DEF	Freddy Juarez
DEF	Ryan Cochrane		MID	Jeff Matteo
MID	Ramiro Corrales		MID	Kevin Friedland
MID	Ronnie Ekelund		MID	Jay Alberts
	▶ Tighe Dombrowski, 90th		MID	Godfrey Tenoff
MID	Richard Mulrooney		MID	Marco Ferruzzi, 76th ◀
MID	Brian Mullan		FWD	Melvin Tarley
	▶ Ian Russell, 100th		FWD	David Castellanos
FWD	Landon Donovan		FWD	Johnny Menyongar, 73rd ◀
FWD	Brian Ching			

**Round of 16 - July 14, 2004** **1st 2nd Final**  
**PGE Park** **Portland Timbers (USL)** 0 0 0  
**Portland, Ore.** **San Jose Earthquakes** 1 2 3  
**Attendance:** 10,622

**Scoring Summary**  
SJ - Ronnie Ekelund (penalty kick), 18th  
SJ - Ramiro Corrales (Ching), 55th  
SJ - Dwayne De Rosario (Mullan), 80th

<b>San Jose Earthquakes</b>		<b>Lineups</b>	<b>Portland Timbers</b>	
GK	Jon Conway		GK	Josh Saunders
DEF	Wes Hart		DEF	Shawn Saunders
DEF	Ryan Cochrane		DEF	Gavin Wilkinson
	▶ Tighe Dombrowski, 70th		DEF	Lee Morrison
DEF	Craig Waibel		DEF	Hugo Alcaraz
DEF	Todd Dunivant		DEF	Alex Bengard
MID	Brian Mullan		MID	Edwin Miranda, 76th ◀
MID	Richard Mulrooney		MID	Andrew Gregor
MID	Ronnie Ekelund		MID	Brian Winters
MID	Ramiro Corrales		MID	Scot Thompson, 60th ◀
	▶ Jamil Walker, 71st		MID	Jake Sagare
FWD	Landon Donovan		FWD	Alan Gordon
	▶ Dwayne De Rosario, 45th		FWD	Dan Antoniuk, 84th ◀
FWD	Brian Ching		FWD	Byron Alvarez
	▶ Chris Brown, 80th			

**Semifinals - August 24, 2004** **1st 2nd Final**  
**Blue Valley Athletic Complex** **Kansas City Wizards** 1 0 1  
**Overland Park, Kan.** **San Jose Earthquakes** 0 0 0  
**Attendance:** 2,162

**Scoring Summary**  
KC - Igor Simutenkov (penalty kick), 45th

<b>San Jose Earthquakes</b>		<b>Lineups</b>	<b>Kansas City Wizards</b>	
GK	Jon Conway		GK	Bo Oshoniyi
DEF	Jeff Agoos		DEF	Jose Burciaga, Jr.
DEF	Ryan Cochrane		DEF	Jimmy Conrad
	▶ Eddie Robinson, 76th		DEF	Nick Garcia
DEF	Todd Dunivant		DEF	Taylor Graham
DEF	Craig Waibel		MID	Diego Gutierrez
MID	Dwayne De Rosario		MID	Igor Simutenkov
MID	Ronnie Ekelund			Preki, 45th ◀
	▶ Tighe Dombrowski, 56th			Justin Detter, 80th ◀◀
MID	Brian Mullan		MID	Kerry Zavagnin
MID	Richard Mulrooney		MID	Alex Zotinca
FWD	Brian Ching		FWD	Davy Arnaud
	▶ Arturo Alvarez, 7th		FWD	Josh Wolff
	▶▶ Chris Brown, 71st		FWD	Jack Jewsbury, 74th ◀
FWD	Landon Donovan			

# LAMAR HUNT US OPEN CUP

**Fourth Round - August 3, 2005**  
**PGE Park**  
**Portland, Ore.**  
**Attendance:** N/A

**Scoring Summary**  
 SJ - Wade Barrett (Davis), 27th  
 SJ - Brian Mullan (Russell), 63rd

San Jose Earthquakes		Lineups	Portland Timbers	
GK	Jon Conway		GK	Josh Saunders
DEF	Kelly Gray		DEF	Edwin Miranda
DEF	Danny Califf		DEF	Scot Thompson
DEF	Eddie Robinson		DEF	Lee Morrison
DEF	Wade Barrett		DEF	Garrett Marcum
	▶Kevin Goldthwaite, 46th		MID	Hugo Alcaraz-Cuellar
MID	Ian Russell		MID	Tom Poltl
	▶Chris Wondolowski, 80th			Scott Benedetti, 70th ◀
MID	Danny O'Rourke		MID	Brian Winters
MID	Dwayne De Rosario		MID	Jarrod Weis
MID	Brad Davis		FWD	Dan Antoniuk
	▶Mark Chung, 70th		FWD	Fadi Afash
FWD	Brian Mullan		FWD	Shaun Higgins, 68th ◀
	▶Julian Nash, 86th			
FWD	Alejandro Moreno			

**Quarterfinals - August 24, 2005**  
**Spartan Stadium**  
**San Jose, Calif.**  
**Attendance:** 5,134

**Scoring Summary**  
 LA - Herculez Gomez (Kirovski), 5th  
 LA Herculez Gomez (Kirovski), 31st  
 SJ - Ronald Cerritos (Mullan), 76th

San Jose Earthquakes		Lineups	Los Angeles Galaxy	
GK	Jon Conway		GK	Kevin Hartman
DEF	Kelly Gray		DEF	Troy Roberts
	▶Kevin Goldthwaite 71st		DEF	Tyrone Marshall
DEF	Eddie Robinson		DEF	Pablo Chinchilla
DEF	Danny Califf		DEF	Todd Dunivant
DEF	Wade Barrett		MID	Ned Grabavoy
MID	Ian Russell			Cobi Jones, 70th ◀
	▶Ronald Cerritos, 64th		MID	Peter Vagenas
MID	Dwayne De Rosario		MID	Paulo Nagamura
MID	Danny O'Rourke		MID	Guillermo Ramirez
MID	Brad Davis		FWD	Jovan Kirovski
	▶Julian Nash, 31st		FWD	Ugo Ihemelu, 67th ◀
	▶Mark Chung, 72nd		FWD	Herculez Gomez
FWD	Alejandro Moreno		FWD	Ednaldo da Conceicao, 83rd ◀
FWD	Brian Mullan			

**Third Round - May 29, 2012**  
**Cagan Stadium**  
**Stanford, Calif.**  
**Attendance:** 1,271

**Scoring Summary**  
 FLS - Mark Anderson (unassisted), 38th  
 SJ - Sam Garza (Guenisik, Dawkins), 63rd  
 SJ - Sam Garza (Lenhart), 70th

San Jose Earthquakes		Lineups	Ft. Lauderdale Strikers	
GK	David Bingham		GK	Matt Glaeser
DEF	Brad Ring		DEF	Nickardo Blake
			DEF	Conor Shanosky
DEF	Ike Opara		DEF	Jack Stewart
DEF	Justin Morrow		DEF	Scott Lorenz
DEF	Josh Suggs		MID	Leopoldo Morales
	▶Steven Beitashour, 65th			Andy Herron, 78th ◀
MID	Sam Cronin		MID	Alfonso Motagalvan
	▶Simon Dawkins, 56th			Abel Gebor, 64th ◀
MID	Jean-Marc Alexandre		MID	Walter Restrepo
MID	Tressor Moreno		MID	Pecka
MID	Sam Garza		FWD	Abe Thompson
FWD	Steven Lenhart		FWD	Mark Anderson
FWD	Sercan Guenisik			
	▶Rafael Baca 88			

**Fourth Round - June 5, 2012**  
**Cagan Stadium**  
**Stanford, Calif.**  
**Attendance:** 1,548

**Scoring Summary**  
 SJ - Steven Lenhart (Beitashour, Chavez), 85th

San Jose Earthquakes		Lineups	Minnesota Stars FC	
GK	David Bingham		GK	Matt VanOekel
DEF	Steven Beitashour		DEF	Justin Davis
DEF	Ike Opara		DEF	Cristiano Dias
DEF	Jason Hernandez		DEF	Kyle Altman
DEF	Ramiro Corrales		DEF	Brian Kallman
MID	Sam Garza		MID	Neil Hlavaty
	▶Simon Dawkins 65th		MID	Kentaro Takada
MID	Jean-Marc Alexandre		MID	Miguel Ibarra
MID	Tressor Moreno		MID	Kevin Venegas
	▶Sam Cronin, 88th		FWD	Simone Bracalello
MID	Marvin Chavez			Amani Walker, 77th ◀
FWD	Alan Gordon		FWD	Martin Nunez
	▶Rafael Baca, 77th			Devin Del Do, 82nd ◀
FWD	Steven Lenhart			

**Quarterfinals - June 26, 2012**  
**Kezar Stadium**  
**San Francisco, Calif.**  
**Attendance:** 7,219

**Scoring Summary**  
 SEA - Cordell Cato (unassisted), 19th

San Jose Earthquakes		Lineups	Seattle Sounders FC	
GK	David Bingham		GK	Andrew Weber
DEF	Steven Beitashour		DEF	Brad Evans
	▶Kevin Goldthwaite, 71st		DEF	Patrick Ianni
DEF	Victor Bernardez		DEF	Zach Scott
DEF	Ike Opara		DEF	Leo Gonzalez
DEF	Justin Morrow		MID	Cordell Cato
MID	Rafael Baca			Marc Burch, 82nd ◀
	▶Marvin Chavez, 80th		MID	Servando Carrasco
MID	Sam Cronin		MID	Andy Rose
MID	Tressor Moreno		MID	Alvaro Fernandez
	▶Steven Lenhart, 53rd			Jhon Kennedy Hurtado, 89th ◀
MID	Shea Salinas		FWD	Roger Levesque
FWD	Khari Stephenson			Ugo Ihemelu, 67th ◀
	▶Chris Wondolowski 53rd		FWD	Sammy Ochoa
FWD	Alan Gordon			Eddie Johnson, 75th ◀

**Round of 32 - May 28, 2013**  
**Blackbaud Stadium**  
**Charleston, S.C.**  
**Attendance:** 1,954

**Scoring Summary**  
 CHB - Colin Falvey (Cuevas) 74

San Jose Earthquakes		Lineups	Charleston Battery	
GK	David Bingham		GK	Odisnel Cooper
DEF	Dan Gargan		DEF	Mark Wiltse
DEF	Victor Bernardez		DEF	Colin Falvey
DEF	Brad Ring		DEF	Cody Ellison
DEF	Justin Morrow		MID	John Wilson
MID	Cordell Cato		MID	Zach Prince
	▶Marvin Chavez, 68th			Taylor Mueller, 79th ◀
MID	Rafael Baca		MID	Jarad van Schaik
MID	Mehdi Ballouchy		MID	Mike Azira
MID	Shea Salinas		FWD	Nicki Paterson
	▶Adam Jahn, 78th			
FWD	Steven Lenhart		FWD	Jose Cuevas
FWD	Mike Fucito		FWD	Dane Kelly
	▶Chris Wondolowski, 58th			

THE CLUB

2015 REVIEW

CLUB HISTORY

OPPONENTS

MEDIA INFO

# LAMAR HUNT US OPEN CUP

THE CLUB

2015 REVIEW

CLUB HISTORY

OPPONENTS

MEDIA INFO

**Quarterfinals - June 11, 2014**  
**Kezar Stadium**  
**San Francisco, Calif.**  
**Attendance:** 3,788

		<b>1st</b>	<b>2nd</b>	<b>Final</b>
<b>San Jose Earthquakes</b>		1	1	2
<b>Sac Republic FC</b>		1	0	1

**Scoring Summary**

SRFC - Justin Braun (Chad Bartlome) 42nd  
 SJ - Khari Stephenson (penalty) 45th  
 SJ - Cordell Cato (unassisted) 73rd

<b>San Jose Earthquakes</b>	<b>Lineups</b>	<b>Seattle Sounders FC</b>
GK David Bingham		Dominik Jakubek GK
DEF Jason Hernandez		Emrah Klimenta DEF
DEF Ty Harden		Harrison Delbridge DEF
DEF Clarence Goodson		Nemanja Vukovic DEF
DEF Shaun Francis		Jack Avesyan DEF
MID Atiba Harris		Octavio Guzman MID
MID Cordell Cato		Chad Bond, 77th ◀
MID JJ Koval		Steven Evans MID
▶ Jean-Baptiste Pierrazi, 67th		Gilberto, 86th ◀
MID Sam Cronin		Rodrigo Lopez MID
MID Khari Stephenson		Chad Batlome MID
FWD Mike Fucito		Max Alvarez FWD
▶ Billy Shuler, 85th		Dakota Collins, 86th ◀
FWD Steven Lenhart		Justin Braun FWD
		Jalil Anibaba, 99th ◀

**Fourth Round - June 16, 2015**  
**Avaya Stadium**  
**San Jose, Calif.**  
**Attendance:** 13,196

		<b>1st</b>	<b>2nd</b>	<b>Final</b>
<b>San Jose Earthquakes</b>		0	2	2
<b>Sac Republic FC</b>		2	0	2

*San Jose wins 6-5 on penalties kick*

**Scoring Summary**

SAC - Rodrigo Lopez (penalty), 5th  
 SAC - Emrah Klimenta (Lopez), 54th  
 SJ - Chris Wondolowski (unassisted), 74th  
 SJ - Chris Wondolowski (Marvell Wynne), 79th

**Penalty Kick Summary**

SJ - Wondolowski (goal), Bernardez (goal), Stephenson (saved), Pierazzi (saved), Thompson (goal), Koval (goal), Barrera (goal), Francis (goal).  
 SAC - Lopez (goal), Vukovic (goal), Daly (saved), Gilberto (goal), Klimenta (saved), Estrada (goal), Gabeljic (goal), Kiffe (miss high).

<b>San Jose Earthquakes</b>	<b>Lineups</b>	<b>Sacramento Republic FC</b>
GK Bryan Meredith		Patrick McLain GK
DEF Shaun Francis		Nemanja Vukovic DEF
DEF Ty Harden		James Kiffe DEF
▶ Victor Bernardez, 46th		Mickey Daly DEF
DEF Paulo Renato		Emrah Klimenta DEF
▶ Tommy Thompson, 46th		Gilberto MID
DEF Marvell Wynne		Rodrigo Lopez MID
MID Leandro Barrera		Ivan Mirkovic MID
MID JJ Koval		Octavio Guzman MID
MID Jean-Baptiste Pierazzi		Agustin Cazarez, 66th ◀
MID Khari Stephenson		Cameron Iwasa FWD
FWD Mark Sherrod		David Estrada, 79th ◀
▶ Mike Fucito, 68th		Justin Braun FWD
FWD Chris Wondolowski		Adnan Gabeljic, 90th ◀

**Fifth Round - June 24, 2014**  
**Starfire Sports Complex**  
**Tukwila, Wash.**  
**Attendance:** 4,023

		<b>1st</b>	<b>2nd</b>	<b>Final</b>
<b>Seattle Sounders FC</b>		1	0	1
<b>San Jose Earthquakes</b>		1	0	1

*Seattle wins 4-1 on penalties kick*

**Scoring Summary**

SJ - Steven Lenhart (Atiba Harris) 24th  
 SEA - Kenny Cooper (Cam Weaver) 26th

**Penalty Kick Summary**

SEA - Pineda (goal), Papa (goal), Evans (goal), Neagle (goal)  
 SJ - Stephenson (goal), Gordon (post), Koval (save)

<b>San Jose Earthquakes</b>	<b>Lineups</b>	<b>Seattle Sounders FC</b>
GK David Bingham		Marcus Hahnemann GK
DEF Brandon Barklage		Brad Evans DEF
DEF Ty Harden		Chad Marshall DEF
DEF Clarence Goodson		Zach Scott DEF
DEF Shaun Francis		Leo Gonzalez DEF
MID Atiba Harris		Lamar Neagle MID
▶ Billy Shuler, 94th		Michael Azira MID
MID JJ Koval		Gonzalo Pineda MID
MID Sam Cronin		Marco Pappa MID
MID Khari Stephenson		Kenny Cooper FWD
FWD Mike Fucito		Chad Barrett, 78th ◀
▶ Cordell Cato, 83rd		Cam Weaver FWD
FWD Steven Lenhart		Jalil Anibaba, 99th ◀
▶ Alan Gordon, 62nd		

**Round of 16 - July 1, 2015**  
**Avaya Stadium**  
**San Jose, Calif.**  
**Attendance:** 13,329

		<b>1st</b>	<b>2nd</b>	<b>Final</b>
<b>San Jose Earthquakes</b>		0	0	0
<b>LA Galaxy</b>		1	0	1

**Scoring Summary**

LA - Jose Villareal (Kenney Walker) 6th

<b>San Jose Earthquakes</b>	<b>Lineups</b>	<b>LA Galaxy</b>
GK Bryan Meredith		Brian Rowe GK
DEF Shaun Francis		Oscar Sorto DEF
DEF Paulo Renato		Leonardo DEF
▶ Fatai Alashe, 78th		Tommy Meyer DEF
DEF JJ Koval		A.J. DeLaGarza DEF
DEF Cordell Cato		Dan Gargan, 59th ◀
MID Leandro Barrera		Raul Mendiola MID
MID Jean-Baptiste Pierazzi		Kenney Walker MID
MID Khari Stephenson		Juninho, 71st ◀
▶ Mike Fucito, 46th		Rafael Garcia MID
MID Sanna Nyassi		Ignacio Maganto MID
FWD Tommy Thompson		Alan Gordon FWD
FWD Mark Sherrod		Jose Villareal FWD
▶ Adam Jahn, 60th		Sebastian Lleget, 86th ◀

# INTERNATIONAL COMPETITIONS

## CONCACAF CHAMPIONS CUP

Overall Record: 5-3-0; 2002 Record: 3-1-0; 2003 Record: 1-1-0; 2004 Record: 1-1-0

Round of 16 - March 13, 2002 - Away Leg

		1st	2nd	Final
Orange Bowl	CD Olimpia	0	0	0
Miami, Fla.	San Jose Earthquakes	0	1	1

Attendance: 4,318

### Scoring Summary

Richard Mulrooney (Lagos), 73rd

San Jose Earthquakes	Lineups	CD Olimpia
GK Joe Cannon		Donis Escobar GK
DEF Jimmy Conrad		Gerson Vasquez DEF
DEF Troy Dayak		Fabio Ulloa DEF
DEF Jeff Agoos (Capt.)		Mario Beata DEF
DEF Wade Barrett		Edwin Avila DEF
MID Ian Russell		Wilson Palacios MID
MID Ronnie Ekelund		Jose Luis Pineda MID
	► Ariel Graziani, 70th	Francis Reyes, 79th ◀
MID Richard Mulrooney		Danilo Tosello MID
MID Manny Lagos		Narciso Fernandez MID
	► Ramiro Corrales, 76th	Wilmer Velasquez FWD
FWD Dwayne De Rosario		Denilson Costa, 67th ◀
	► Devin Barclay, 82nd	Diego DeRosa FWD
FWD Landon Donovan		Limberth Perez, 46th ◀

### Cautions/Ejections

Mario Beata (Caution), 62nd

SJ	Statistics	CDO
11	Total Shots	6
3	Shots On Goal	2
10	Fouls	7
2	Offside	5
4	Corner Kicks	1
2	Saves	2

Round of 16 - March 16, 2002 - Home Leg

		1st	2nd	Final
Sheldon Florin Community Stadium	San Jose Earthquakes	2	1	3
Sacramento, Calif.	CD Olimpia	0	1	1

Attendance: 3,300

### Scoring Summary

Landon Donovan (Conrad), 33rd Denilson Costa (Fuentes), 87th  
Ian Russell (Donovan), 40th  
Jeff Agoos (unassisted), 66th

San Jose Earthquakes	Lineups	CD Olimpia
GK Joe Cannon		Donis Escobar GK
DEF Jimmy Conrad		Gerson Vasquez DEF
DEF Troy Dayak		Fabio Ulloa DEF
DEF Jeff Agoos (Capt.)		Mario Roberto Beata Reyes DEF
DEF Wade Barrett		Edwin Avila DEF
MID Ian Russell		Wilson Palacios MID
MID Ronnie Ekelund		Merlin Membreno MID
MID Richard Mulrooney		Diego DeRosa, 69th ◀
MID Manny Lagos		Jose Alvarez MID
	► Ramiro Corrales, 54th	Jose Luis Pineda, 61st ◀
FWD Dwayne De Rosario		Danilo Tosella MID
	► Devin Barclay, 79th	Wilmer Velasquez FWD
FWD Landon Donovan		Denilson Costa, 61st ◀
	► Ariel Graziani, 71st	Gustavo Fuentes FWD

### Cautions/Ejections

Wade Barrett (Caution), 35th Gustavo Fuentes (Caution) 27th  
Ronnie Ekelund (Caution), 52nd Merlin Membreno (Caution), 43rd

SJ	Statistics	CDO
11	Total Shots	8
6	Shots On Goal	3
18	Fouls	24
1	Offside	5
2	Corner Kicks	5
2	Saves	3

Quarterfinals - April 17, 2002 - Away Leg

		1st	2nd	Final
Estadio Hidalgo	Pachuca CF	1	2	3
Pachuca, Mexico	San Jose Earthquakes	0	0	0

Attendance: 8,000 (est.)

### Scoring Summary

Marco Garces (unassisted), 11th  
Sergio Santana (Arango), 54th  
Juan Arango (Chitiva), 81st

San Jose Earthquakes	Lineups	Pachuca CF
GK Joe Cannon		Miguel Calero GK
DEF Zak Ibsen		Israel Velasquez DEF
DEF Jimmy Conrad		Jose Juan Hernandez DEF
DEF Troy Dayak		Marco Sanchez Yacuta DEF
DEF Wade Barrett		Jamie Correa DEF
MID Manny Lagos		Andreas Chitiva MID
	► Ian Russell, 46th	Daniel Martinez, 85th ◀
MID Ronnie Ekelund		Marco Garces MID
MID Richard Mulrooney		Alfonso Sosa MID
MID Ramiro Corrales		Jorge Rodriguez MID
FWD Dwayne De Rosario		Enrique Vallijo, 73rd ◀
	► Eddie Robinson, 70th	Juan Arango FWD
FWD Ariel Graziani		Ricardo Esqueda, 83rd ◀
	► Devin Barclay, 70th	Sergio Santana FWD

### Cautions/Ejections

Jimmy Conrad (Caution), 35th Alfonso Sosa (Ejection), 70th  
Ronnie Ekelund (Ejection), 70th Israel Velasquez (Caution), 88th

SJ	Statistics	PAC
n/a	Total Shots	n/a
n/a	Shots On Goal	n/a
n/a	Fouls	n/a
n/a	Offside	n/a
n/a	Corner Kicks	n/a
n/a	Saves	n/a

Quarterfinals - April 24, 2002 - Home Leg

		1st	2nd	Final
Spartan Stadium	San Jose Earthquakes	0	1	0
San Jose, Calif.	Pachuca CF	0	0	0

Attendance: 6,213

### Scoring Summary

Ramiro Corrales (Gonzalez), 61st

San Jose Earthquakes	Lineups	Pachuca CF
GK Jon Conway		Miguel Calero GK
DEF Zak Ibsen		Daniel Martinez DEF
DEF Troy Dayak		Jose Juan Hernandez DEF
DEF Jeff Agoos (Capt.)		Marco Sanchez Yacuta DEF
DEF Wade Barrett		Jamie Correa DEF
MID Manny Lagos		Apolo Juarez MID
	► Devin Barclay, 46th	Marco Garces (Capt.) MID
	►► Luchi Gonzalez, 53rd	Omar Arellano MID
MID Richard Mulrooney		Jorge Rodriguez MID
	► Eddie Robinson, 46th	Sergio Santana, 73rd ◀
MID Ramiro Corrales		Juan Arango FWD
MID Ian Russell		Walter Silvani FWD
FWD Dwayne De Rosario		
FWD Ariel Graziani		

### Cautions/Ejections

Zak Ibsen (Caution), 39th Juan Arango (Caution), 14th  
Eddie Robinson (Caution), 87th Jose Juan Hernandez (Caution), 63rd  
Juan Arango (Ejection), 69th  
Jorge Rodriguez (Caution), 73rd  
Marco Sanchez Yacuta (Caution), 82nd  
Miguel Calero (Caution), 94th+

SJ	Statistics	PAC
21	Total Shots	4
9	Shots On Goal	2
15	Fouls	13
3	Offside	1
7	Corner Kicks	3
1	Saves	8

# INTERNATIONAL COMPETITIONS

THE CLUB

2015 REVIEW

CLUB HISTORY

OPPONENTS

MEDIA INFO

**Quarterfinals - March 16, 2003 - Away Leg**

		1st	2nd	Final
Estadio Mateo Flores	CSD Municipal	3	1	4
Guatemala City, Guatemala	San Jose Earthquakes	0	2	2

Attendance: 12,000 (est.)

**Scoring Summary**

Manny Lagos (Mulrooney), 61st	Gonzalo Romero (unassisted), 30th
Manny Lagos (Donovan), 72nd	Gonzalo Romero (unassisted), 37th
	Carlos Figueroa (Ponciano), 40th
	Selvyn Ponciano (penalty kick), 55th

San Jose Earthquakes	Lineups	CSD Municipal
GK Pat Onstad		Josue Ortiz GK
DEF Troy Dayak		Eddy Daniel Ortiz DEF
DEF Eddie Robinson		Selvyn Ponciano DEF
DEF Jeff Agoos		German Ruano DEF
DEF Craig Waibel		Denis Chen MID
▶ Arturo Alvarez, 63rd		Gonzalo Romero MID
MID Manny Lagos		Sergio Guevara MID
MID Richard Mulrooney		Julio Giron MID
MID Landon Donovan		Claudio Albizuris MID
MID Ramiro Corrales		Julio Rodas, 46th ◀
FWD Brian Mullan		Juan Jose Gomez FWD
FWD Brian Ching		Carlos Castillo, 19th ◀
		Carlos Figueroa FWD

**Cautions/Ejections**

Troy Dayak (Caution), 46th+	Carlos Figueroa (Caution), 25th
Pat Onstad (Caution), 53rd	Carlos Figueroa (Ejection), 59th
Ramiro Corrales (Caution), 73rd	Sergio Guevara (Caution), 88th
Richard Mulrooney (Caution), 76th	
Troy Dayak (Ejection), 79th	
Richard Mulrooney (Ejection), 83rd	

SJ	Statistics	CSD
13	Total Shots	15
5	Shots On Goal	7
n/a	Fouls	n/a
3	Offside	1
8	Corner Kicks	6
3	Saves	3

**Quarterfinals - March 26, 2003 - Home Leg**

		1st	2nd	Final
Spartan Stadium	San Jose Earthquakes	2	0	2
San Jose, Calif.	CSD Municipal	0	1	1

Attendance: 4,594

**Scoring Summary**

Landon Donovan (Mullan), 19th	Juan Carlos Plata (Acevedo), 76th
Brian Ching (Mullan), 35th	

San Jose Earthquakes	Lineups	CSD Municipal
GK Pat Onstad		Josue Ortiz GK
DEF Chris Roner		Eddy Daniel Ortiz DEF
DEF Craig Waibel		Selvyn Ponciano DEF
DEF Jeff Agoos		German Ruano DEF
DEF Todd Dunivant		Denis Chen MID
▶ Arturo Alvarez, 77th		Claudio Albizuris MID
MID Manny Lagos		Luis Bonilla, 73rd ◀
MID Ronnie Ekelund		Gonzalo Romero MID
MID Ramiro Corrales		Julio Giron MID
MID Brian Mullan		Sergio Guevara MID
FWD Brian Ching		Mario Acevedo FWD
▶ Jamil Walker, 83rd		Juan Carlos Plata FWD
FWD Landon Donovan		Carlos Castillo, 90th ◀

**Cautions/Ejections**

Ronnie Ekelund (Caution), 41st	Julio Giron (Caution), 17th
Craig Waibel (Caution), 50th	Gonzalo Romero (Caution), 38th
Arturo Alvarez (Caution), 84th	Denis Chen (Caution), 46th

SJ	Statistics	CSD
17	Total Shots	13
9	Shots On Goal	5
25	Fouls	24
3	Offside	3
9	Corner Kicks	4
7	Saves	4

**Quarterfinals - March 17, 2004 - Away Leg**

		1st	2nd	Final
Alejandro Morera Solo Stadium	LD Alajuelense	2	1	3
Alajuela, Costa Rica	San Jose Earthquakes	0	0	0

Attendance: (not available)

**Scoring Summary**

Erick Scott (unassisted), 11th
Froylan Ledezma (unassisted), 14th
Luis Diego Arnaez (penalty kick), 62nd

San Jose Earthquakes	Lineups	LD Alajuelense
GK Pat Onstad		Ricardo Gonzalez GK
DEF Wes Hart		Roy Myrie DEF
DEF Craig Waibel		Luis Marin DEF
DEF Troy Dayak		Pablo Chinchilla DEF
DEF Ramiro Corrales		Carlos Hernandez MID
MID Brian Mullan		Steven Bryce, 75th ◀
▶ Arturo Alvarez, 60th		Luis Diego Arnaez MID
MID Richard Mulrooney		Wilmer Lopez MID
MID Ronnie Ekelund		Pablo Gabas MID
MID Ian Russell		Pablo Izaguirre, 80th ◀
FWD Dwayne De Rosario		Esteban Sirias MID
▶ Jamil Walker, 66th		Froylan Ledezma FWD
FWD Landon Donovan		Erick Scott FWD
▶ Brian Ching, 79th		Victor Nunez, 66th ◀

**Cautions/Ejections**

Ronnie Ekelund (Caution) 53rd	Carlos Hernandez (Caution) 33rd
Arturo Alvarez (Caution) 62nd	Luis Diego Arnaez (Caution) 89th

SJ	Statistics	LDA
3	Total Shots	16
n/a	Shots On Goal	n/a
n/a	Fouls	n/a
1	Offside	2
3	Corner Kicks	8
1	Saves	5

**Quarterfinals - March 24, 2004 - Home Leg**

		1st	2nd	Final
Spartan Stadium	San Jose Earthquakes	0	1	1
San Jose, Calif.	LD Alajuelense	0	0	0

Attendance: 5,130

**Scoring Summary**

Brian Mullan (Ching), 90th
----------------------------

San Jose Earthquakes	Lineups	LD Alajuelense
GK Pat Onstad		Ricardo Gonzalez GK
DEF Craig Waibel		Luis Marin DEF
DEF Jeff Agoos		Esteban Sirias DEF
DEF Troy Dayak		Pablo Chinchilla DEF
DEF Ramiro Corrales		Steven Bryce MID
MID Brian Mullan		Luis Diego Arnaez MID
MID Ronnie Ekelund		Pablo Gabas MID
MID Richard Mulrooney		Pablo Izaguirre, 78th ◀
MID Arturo Alvarez		Cristian Montero MID
FWD Dwayne De Rosario		Michael Rodriguez, 86th ◀
FWD Jamil Walker		Carlos Hernandez MID
▶ Brian Ching, 61st		Erick Scott FWD
		Alejandro Alpizar, 81st ◀
		Froylan Ledezma FWD

**Cautions/Ejections**

Craig Waibel (Caution) 57th	Luis Diego Arnaez (Caution) 58th
Troy Dayak (Caution) 58th	Pablo Izaguirre (Caution) 79th

SJ	Statistics	LDA
24	Total Shots	10
12	Shots On Goal	5
18	Fouls	6
4	Offside	5
5	Corner Kicks	5
5	Saves	11

# INTERNATIONAL COMPETITIONS

## CONCACAF CHAMPIONS LEAGUE

Overall Record: 2-2-2; 2013-14 Record: 2-2-2

### 2013-14 - Group 5

August 7, 2013

Saputo Stadium

Montreal, Quebec

Attendance: 15,115

	1st	2nd	Final
Montreal Impact	1	0	1
San Jose Earthquakes	0	0	0

### Scoring Summary

Hassoun Camara (Bernardello), 17th

### San Jose Earthquakes

### Lineups

### Montreal Impact

GK Joe Cannon  
 DEF Jimmy Conrad  
 DEF Troy Dayak  
 DEF Jeff Agoos (Capt.)  
 DEF Wade Barrett  
 MID Ian Russell  
 MID Ronnie Ekelund  
 ▶ Ariel Graziani, 70th  
 MID Richard Mulrooney  
 MID Manny Lagos  
 ▶ Ramiro Corrales, 76th  
 FWD Dwayne De Rosario  
 ▶ Devin Barclay, 82nd  
 FWD Landon Donovan

GK Evan Bush  
 DEF Hassoun Camara  
 DEF Alessandro Nesta  
 DEF Matteo Ferrari  
 DEF Jeb Brovsky  
 DEF Justin Mapp  
 MID Collen Warner  
 MID Hernan Bernardello  
 MID Andres Romero  
 Patrice Bernier, 81st ◀  
 FWD Marco di Vaio  
 Sanna Nysassi, 89th ◀  
 FWD Daniele Paponi  
 Blake Smith, 69th ◀

### Cautions/Ejections

Ramiro Corrales (Caution), 37th  
 Chris Wondolowski (Caution), 85th

Collen Warner (Caution), 10th  
 Justin Mapp (Caution), 72nd

SJ	Statistics	MTL
6	Total Shots	6
1	Shots On Goal	2
20	Fouls	18
0	Offside	3
2	Corner Kicks	4
0	Saves	1

### 2013-14 - Group 5

August 28, 2013

Cemento Progreso Stadium

Guatemala City, Guatemala

Attendance: NA

	1st	2nd	Final
CD Heredia	0	1	1
San Jose Earthquakes	0	0	0

### Scoring Summary

Enrique Miranda (unassisted), 67th

### San Jose Earthquakes

### Lineups

### CD Heredia

GK David Bingham  
 DEF Dan Gargan  
 DEF Victor Bernardez  
 DEF Jason Hernandez  
 DEF Justin Morrow  
 MID Walter Martinez  
 ▶ Cordell Cato, 63rd  
 MID Ramiro Corrales  
 MID Rafael Baca  
 MID Jaime Alas  
 ▶ Marvin Chavez, 75th  
 FWD Chris Wondolowski  
 FWD Adam Jahn  
 ▶ Steven Lenhart, 70th

GK Jose Calderon  
 DEF Roberth Arias  
 DEF Wilmer Garcia  
 DEF Rodolfo Gonzalez Ruiz  
 DEF Henry Medina Blasac  
 DEF Hector de Matta  
 MID David Espinoza  
 MID Enrique Miranda  
 MID Wilfred Velasquez  
 FWD Charles Cordoba Sanchez  
 Robin Betancourth, 90th ◀  
 FWD Osmar Lopez  
 Andrade Anderson, 59th ◀

### Cautions/Ejections

Victor Bernardez (Caution), 25th  
 Dan Gargan (Caution), 55th

SJ	Statistics	CDH
7	Total Shots	9
1	Shots On Goal	2
14	Fouls	8
1	Offside	2
4	Corner Kicks	4
1	Saves	1

### 2013-14 - Group 5

September 17, 2013

Buck Shaw Stadium

Santa Clara, Calif.

Attendance: 6,128

	1st	2nd	Final
San Jose Earthquakes	1	2	3
Montreal Impact	0	0	0

### Scoring Summary

Chris Wondolowski (Lenhart, Gargan), 21st  
 Marvin Chavez (unassisted), 57th  
 Shea Salinas (unassisted), 84th

### San Jose Earthquakes

### Lineups

### Montreal Impact

GK David Bingham  
 DEF Dan Gargan  
 DEF Jason Hernandez  
 DEF Clarence Goodson  
 DEF Justin Morrow  
 MID Marvin Chavez  
 ▶ Shea Salinas, 75th  
 MID Sam Cronin  
 MID Rafael Baca  
 MID Jaime Alas  
 ▶ Cordell Cato, 67th  
 FWD Chris Wondolowski  
 FWD Steven Lenhart  
 ▶ Alan Gordon, 82nd

GK Evan Bush  
 DEF Hassoun Camara  
 DEF Alessandro Nesta  
 DEF Matteo Ferrari  
 DEF Jeb Brovsky  
 DEF Justin Mapp  
 Sanna Nyassi, 75th ◀  
 Davy Arnaud  
 Felipe, 63rd ◀  
 Patrice Bernier  
 Andres Romero  
 Andrew Wenger  
 Daniele Paponi  
 Marco di Vaio, 64th ◀

### Cautions/Ejections

Steven Lenhart (Caution), 41st

Davy Arnaud (Caution), 23rd  
 Hassoun Camara (Caution), 36th  
 Andres Romero (Caution), 62nd

SJ	Statistics	MTL
14	Total Shots	14
7	Shots On Goal	3
11	Fouls	16
3	Offside	2
1	Corner Kicks	6
3	Saves	4

### 2013-14 - Group 5

October 23, 2013

Buck Shaw Stadium

Santa Clara, Calif.

Attendance: NA

	1st	2nd	Final
San Jose Earthquakes	0	1	0
CD Heredia	0	0	0

### Scoring Summary

Chris Wondolowski (Salinas), 62nd

### San Jose Earthquakes

### Lineups

### CD Heredia

GK Jon Busch  
 DEF Steven Beitashour  
 DEF Victor Bernardez  
 DEF Clarence Goodson  
 DEF Jordan Stewart  
 MID Cordell Cato  
 ▶ Walter Martinez, 78th  
 MID Sam Cronin  
 MID Rafael Baca  
 ▶ Alan Gordon, 61st  
 MID Shea Salinas  
 ▶ Justin Morrow, 88th  
 FWD Chris Wondolowski  
 FWD Steven Lenhart

GK Jose Calderon  
 DEF Roberth Arias  
 DEF Wilmer Garcia  
 DEF Rodolfo Gonzalez Ruiz  
 Enrique Miranda, 68th ◀  
 DEF Henry Medina Blasac  
 Osman Lopez  
 David Espinoza, 80th ◀  
 Hector de Mata  
 Victor Hernandez  
 Wilfred Velasquez  
 Hetzon Pereira, 89th ◀  
 Charles Cordova  
 Anderson Andrade

### Cautions/Ejections

Clarence Goodson (Caution), 65th  
 Clarence Goodson (Ejection), 90th+3

Enrique Miranda (Caution), 86th

SJ	Statistics	CDH
15	Total Shots	7
4	Shots On Goal	1
9	Fouls	13
0	Offside	2
6	Corner Kicks	2
7	Saves	6

THE CLUB

2015 REVIEW

CLUB HISTORY

OPPONENTS

MEDIA INFO

# INTERNATIONAL COMPETITIONS

THE CLUB

2015 REVIEW

CLUB HISTORY

OPPONENTS

MEDIA INFO

## 2013-14 - Quarterfinals

<b>March 11, 2014</b>		<b>1st</b>	<b>2nd</b>	<b>Final</b>
<b>Buck Shaw Stadium</b>	<b>San Jose Earthquakes</b>	<b>0</b>	<b>1</b>	<b>1</b>
<b>Santa Clara, Calif.</b>	<b>Deportivo Toluca FC</b>	<b>0</b>	<b>1</b>	<b>1</b>
<b>Attendance:</b> NA				

### Scoring Summary

Alan Gordon (Shea Salinas), 94th

Raul Nava (unassisted), 67th

<b>San Jose Earthquakes</b>	<b>Lineups</b>	<b>Deportivo Toluca FC</b>
GK Jon Busch		Alfredo Talavera GK
DEF Jordan Stewart		Edgar Duenas DEF
DEF Victor Bernardez		Aaron Galindo DEF
DEF Jason Hernandez		Francisco Gamboa DEF
▶ JJ Koval, 73rd		Gabriel Velasco DEF
DEF Brandon Barklage		Wilson Tiago MID
MID Shea Salinas		Juan Salgueiro MID
MID Sam Cronin		Paulo Da Silva, 84th ◀
▶ Alan Gordon, 73rd		Raul Nava MID
MID Jean-Baptiste Pierazzi		Carlos Esquivel MID
MID Cordell Cato		Ervin Trejo MID
▶ Atiba Harris, 86th		Miguel Ponce, 71st ◀
FWD Steven Lenhart		Edgar Benitez FWD
FWD Chris Wondolowski		Isaac Brizuela, 59th ◀

### Cautions/Ejections

Victor Bernardez (Caution), 31st

Ervin Trejo (Caution), 52nd

Shea Salinas (Caution), 90th

Aaron Galindo (Caution), 85th

Jean-Baptiste Pierazzi (Caution), 90+

<b>SJ</b>	<b>Statistics</b>	<b>TOL</b>
20	Total Shots	10
7	Shots On Goal	1
12	Fouls	9
1	Offside	0
5	Corner Kicks	0
0	Saves	5

## 2013-14 - Quarterfinals

<b>March 19, 2014</b>		<b>1st</b>	<b>2nd</b>	<b>Final</b>
<b>Nemesio Diez Stadium</b>	<b>Deportivo Toluca FC</b>	<b>0</b>	<b>1</b>	<b>1</b>
<b>Toluca, Mexico</b>	<b>San Jose Earthquakes</b>	<b>0</b>	<b>1</b>	<b>1</b>
<b>Attendance:</b> NA				
		<i>Toluca wins 5-4 on penalties kick</i>		

### Scoring Summary

Ty Harden (Shea Salinas), 56th

Isaac Brizuela (unassisted), 69th

<b>San Jose Earthquakes</b>	<b>Lineups</b>	<b>Deportivo Toluca FC</b>
GK Jon Busch		Alfredo Talavera GK
DEF Ty Harden		Francisco Gamboa DEF
DEF Shaun Francis		Aaron Galindo DEF
DEF JJ Koval		Paulo Da Silva DEF
DEF Cordell Cato		Antonio Rios DEF
MID Sam Cronin		Wilson Tiago MID
MID Atiba Harris		Edgar Benitez MID
▶ Chris Wondolowski, 67th		Edy Brambila, 86th ◀
MID Khari Stephenson		Ervin Trejo MID
▶ Jean-Baptiste Pierazzi, 102nd		Miguel Ponce, 91st ◀
MID Shea Salinas		Juan Salgueiro MID
FWD Steven Lenhart		Pablo Velazquez, 59th ◀
▶ Alan Gordon, 88th		Isaac Brizuela FWD
FWD Billy Schuler		Raul Nava FWD

### Cautions/Ejections

Khari Stephenson (Caution), 14th

Ervin Trejo (Caution), 19th

Atiba Harris (Caution), 67th

Edy Brambila, (Caution), 112th

<b>SJ</b>	<b>Statistics</b>	<b>TOL</b>
10	Total Shots	36
5	Shots On Goal	11
18	Fouls	16
2	Offside	3
1	Corner Kicks	9
3	Saves	2



# INTERNATIONAL COMPETITIONS

## INTERNATIONAL CHAMPIONS CUP

Overall Record: 0-2-0; 2015 Record: 0-2-0

July 14, 2015		1st	2nd	Final
Avaya Stadium	San Jose Earthquakes	1	0	1
San Jose, Calif.	Club America	0	2	2
Attendance: 18,000				

### Scoring Summary

Clarence Goodson (unassisted), 24th  
 Andres Andrade (unassisted), 76th  
 Francisco Rivera (unassisted), 83rd

San Jose Earthquakes	Lineups	Club America
GK Bryan Meredith		GK Hugo Gonzalez
DEF Jordan Stewart		DEF Erik Pimentel
▶ Shaun Francis, 46th		DEF Oscar Mares
DEF Victor Bernardez		DEF Bryan Colula
▶ Paulo Renato, 46th		DEF Javier Guemez
DEF Clarence Goodson		MID Michael Arroyo
▶ Matheus Silva, 46th		ADRIAN MARIN, 74th ◀
DEF Marvell Wynne		MID Jose Daniel Guerrero
▶ Khari Stephenson, 46th		JONATHAN SANCHEZ, 62nd ◀
MID Jean-Baptiste Pierazzi		MID Andres Andrade
▶ Fatai Alashe, 46th		FWD Dario Benedetto
MID Leandro Barrera		▶ Alejandro Diaz, 27th ◀
▶ Mathieu Coutadeur, 46th		FWD Carlos Darwin Quintero
MID Matias Perez Garcia		FRANCISCO RIVERA, 74th ◀
▶ Tommy Thompson, 34th		
MID Sanna Nyassi		
FWD Mark Sherrod		
▶ Adam Jahn, 46th		
FWD Quincy Amarikwa		
▶ Mike Fucito, 45+1		
▶ JJ Koval, 46th		

### Cautions/Ejections

Clarence Goodson (Caution), 15th  
 Matias Perez Garcia (Caution), 21th  
 Sanna Nyassi (Ejection), 45+3  
 Adam Jahn (Caution) 65th  
 Michael Arroyo (Caution), 15th  
 Andres Andrade (Caution), 44th  
 Paolo Goltz (Ejection), 45+2  
 Darwin Quintero (Caution), 54th  
 Jose Daniel Guerrero (Caution) 65th  
 Francisco Rivera (Caution) 90+1

SJ	Statistics	CA
10	Total Shots	14
4	Shots On Goal	5
18	Fouls	13
3	Offside	1
5	Corner Kicks	5
3	Saves	3

July 21, 2015		1st	2nd	Final
Avaya Stadium	San Jose Earthquakes	1	0	1
San Jose, Calif.	Manchester United	2	1	3
Attendance: 18,000				

### Scoring Summary

Fatai Alashe (Shea Salinas), 42nd  
 Juan Mata (Ashley Young), 32nd  
 Memphis Depay (unassisted), 37th  
 Andreas Pereira (Jesse Lingard), 60th

San Jose Earthquakes	Lineups	Manchester United
GK David Bingham		GK Sam Johnstone
DEF Jordan Stewart		DEF Matteo Darmian
▶ Shaun Francis, 46th		DEF Patrick McNair, 46th ◀
DEF Clarence Goodson		DEF Luke Shaw
▶ Matheus Silva, 46th		DEF Chris Smalling, 46th ◀
DEF Victor Bernardez		DEF Phil Jones
▶ Paulo Renato, 46th		DEF Jonny Evans, 46th ◀
DEF Marvell Wynne		DEF Juan Mata
▶ JJ Koval, 46th		DEF Adnan Januzaj, 46th ◀
MID Jean-Baptiste Pierazzi		MID Memphis Depay
▶ Marc Pelosi, 46th		DEF Ander Herrera, 46th ◀
MID Fatai Alashe		MID Michael Carrick
▶ Khari Stephenson, 62nd		DEF Tyler Blackett, 46th ◀
MID Shea Salinas		MID Daley Blind
▶ Leandro Barrera, 46th		DEF Jesse Lingard, 46th ◀
MID Matias Perez Garcia		MID Ashley Young
▶ Tommy Thompson, 46th		DEF Andreas Pereira, 46th ◀
MID Cordell Cato		MID Morgan Schneiderlin
▶ Mathieu Coutadeur, 46th		DEF Bastian Schweinsteiger, 46th ◀
FWD Quincy Amarikwa		FWD Wayne Rooney
▶ Mark Sherrod, 46th		DEF James Wilson, 46th ◀
▶ Adam Jahn, 71st		

### Cautions/Ejections

None

SJ	Statistics	MU
4	Total Shots	10
1	Shots On Goal	6
4	Fouls	9
2	Offside	0
2	Corner Kicks	11
3	Saves	0

THE CLUB

2015 REVIEW

CLUB HISTORY

OPPONENTS

MEDIA INFO

# MISCELLANEOUS COMPETITIONS

## LA MANGA CUP

Overall Record: 4-3-1; 2003 Record: 1-2-1; 2004 Record: 3-1-0

Date	Opponent	Result	Earthquakes Goalscorers
February 17, 2003	Rosenborg Trondheim	0-2 L	--
February 20, 2003	Rubin Kazan	1-1 T	Ronnie Ekelund (pk)
February 24, 2003	Viking Stavanger	1-3 L	Ronnie Ekelund
February 27, 2003	Lyn Oslo	3-1 W	Ramiro Corrales, Brian Mullan, Arturo Alvarez
February 25, 2004	GIF Sundsvall	3-1 W	Dwayne De Rosario, Jamil Walker, Landon Donovan
February 28, 2004	Stabaek	2-1 W	Jamil Walker, Brian Ching
March 2, 2004	Viking Stavanger	1-1 T (3-5 pk)	Dwayne De Rosario
March 5, 2004	Dynamo Kiev	1-1 T (6-5 pk)	Ramiro Corrales

## LAMAR HUNT US OPEN CUP PLAY-INS (3-5-0)

Date	Opponent	Result	Attend.	Goalscorers	Site
April 30, 2008	at Real Salt Lake	0-4 L	N/A	--	Rice-Eccles Stadium, Salt Lake City, UT
April 29, 2009	New York Red Bulls	1-2 L	4,011	Campos	Buck Shaw Stadium, Santa Clara, CA
April 14, 2010	Real Salt Lake	3-3 L (3-5 PK)	2,718	Leitch, Alvarez, Morrow	Buck Shaw Stadium, Santa Clara, CA
May 3, 2011	at Portland Timbers	1-0 W (OT)	11,412	Opara	JELD-WEN Field, Portland, OR
May 24, 2011	Chicago Fire	2-2 L (4-5 PK)	4,124	McLoughlin, Morrow	Buck Shaw Stadium, Santa Clara, CA

## INTERNATIONAL EXHIBITIONS (9-8-8)

Date	Opponent	Result	Attend.	Goalscorers	Site
May 26, 1996	Bayer Leverkusen	3-4 L	10,389	Rodas, Bravo, Iroha	Spartan Stadium, San Jose, CA
June 12, 1996	UNAM Pumas	1-2 L	11,995	Bravo, Rodas	Spartan Stadium, San Jose, CA
Oct. 30, 1996	at Sichuan Quan Xing	3-0 W	35,000	Baicher, Corrales	Chengdu Municipal, Chengdu, China
Nov. 5, 1996	at Beijing Guoan	0-1 L	20,000	--	Beijing Worker Stadium, Beijing, China
May 13, 1997	Aston Villa	1-1 T	13,522	Medved	Spartan Stadium, San Jose, CA
Nov. 7, 1997	Atlas	1-1 T	11,533	Welton (guest player)	Spartan Stadium, San Jose, CA
May 5, 1998	Chivas de Guadalajara	1-1 T	10,093	Cerritos	Civic Stadium, Portland, OR
July 10, 1998	Morelia	2-3 L	14,852	Wynalda, Mella	Spartan Stadium, San Jose, CA
Nov. 18, 1998	Toluca	0-2 L	15,421	--	Spartan Stadium, San Jose, CA
Aug. 25, 1999	UNAM Pumas	2-3 L	10,667	Tinsley, Sequeira	Spartan Stadium, San Jose, CA
Sept. 18, 2002	Club America	1-1 T	22,512	Roner	3COM Park, San Francisco, CA
Feb. 9, 2003	Shanghai Shenhua FC	4-0 W	2,499	Alvarez, Tennyson, Walker, Waibel	Negoesco Stadium, San Francisco, CA
Oct. 14, 2003	Chivas de Guadalajara	0-2 L	12,195	--	Spartan Stadium, San Jose, CA
May 12, 2004	Sporting Club of Portugal	4-1 W	5,254	Mullan (2), Donovan (2)	Spartan Stadium, San Jose, CA
June 5, 2004	Canada	1-3 L	7,013	Ching (PK)	Spartan Stadium, San Jose, CA
Aug. 5, 2005	Deportivo Alaves	1-1 T	4,522	Nash	Spartan Stadium, San Jose, CA
July 15, 2008	Honduras Olympic Team	4-0 W	2,200	Grabavoy, Salinas, Kirovski, Kamara	Buck Shaw Stadium, Santa Clara, CA
Oct. 7, 2008	CD FAS	2-1 W	5,495	Arce, Kirovski	Buck Shaw Stadium, Santa Clara, CA
Sept. 8, 2009	CD Aguila	0-0 T	2,089	--	Buck Shaw Stadium, Santa Clara, CA
July 17, 2010	Tottenham Hotspur	0-0 T	10,712	--	Buck Shaw Stadium, Santa Clara, CA
July 12, 2011	West Bromwich Albion	2-1 W	6,872	Bingham, Stephenson	Buck Shaw Stadium, Santa Clara, CA
July 31, 2012	Swansea City	2-2 T	9,239	Lenhart (2)	Buck Shaw Stadium, Santa Clara, CA
Sept. 6, 2012	San Luis FC	1-0 W	4,234	Wondolowski	Buck Shaw Stadium, Santa Clara, CA
July 20, 2013	Norwich City FC	1-0 W	9,631	Cato	Buck Shaw Stadium, Santa Clara, CA
Oct. 14, 2014	CDS Vida	2-1 W	--	Thompson, Stephenson	Buck Shaw Stadium, Santa Clara, CA

## USL EXHIBITIONS (8-4-2)

Date	Opponent	Result	Attend.	Goalscorers	Site
June 4, 1997	at Seattle Sounders	0-1 L (SO)	6,601	--	Memorial Stadium, Seattle, WA
Sept. 24, 1997	at California Jaguars	3-1 W	5,140	Baicher, Cerritos, Wynalda	Salinas Sports Complex, Salinas, CA
June 14, 1998	at Vancouver 86ers	3-1 W	1,200	Medved, Lozano, Vasquez	Rotary Stadium, Vancouver, BC
June 30, 1998	at SF Bay Seals	3-0 W	1,492	Wynalda, Cerritos, Mella	Kezar Stadium, San Francisco, CA
June 7, 1999	at Seattle Sounders	1-0 W (SO)	2,002	--	Renton Stadium, Seattle, WA
July 18, 2000	at Bay Area Seals	2-2 T	1,623	Mulrairie, Conteh	Pioneer Stadium, Hayward, CA
June 4, 2001	at Portland Timbers	1-2 L	4,566	Corrales (PK)	PGE Park, Portland, OR
June 6, 2001	at Seattle Sounders	0-0 L (PK)	3,241	--	Joe Albi Stadium, Spokane, WA
Aug. 14, 2001	at Vancouver Whitecaps	3-1 W	6,372	Donovan (2), Agogo	Swangard Stadium, Burnaby, BC
July 14, 2002	at Minnesota Thunder	2-0 W	8,110	De Rosario, Gonzalez	Blaine Sports Complex, Blaine, MN
May 26, 2003	at Seattle Sounders	0-0 T	3,250	--	Seahawks Stadium, Seattle, WA
June 11, 2003	at Chico Rooks	1-1 W (PK)	3,000	Mullan	Rooks Stadium, Chico, CA
Sept. 1, 2003	at Vancouver Whitecaps	4-3 W	4,187	Robinson, De Rosario, Lagos (2)	Swangard Stadium, Burnaby, BC
Sept. 2, 2008	Seattle Sounders	1-2 L	N/A	Roberts	Buck Shaw Stadium, Santa Clara, CA

# RESERVE LEAGUE

The San Jose Earthquakes reserves began play in 2005 and finished tied for fifth in the MLS Reserve League that season, six points behind champion D.C. United. Chris Wondolowski led the team with eight goals and two assists, while Julian Nash contributed four goals and six assists. John Doyle served as head coach of the reserves in 2005, while Ian Russell took over that duty when San Jose came back to MLS in 2008. The Quakes returned to Reserve League action in 2008, before the league was put on hiatus for two seasons. The Quakes reserves restarted play in 2011 with assistant coach Mark Watson as the head of the Reserve League side.

## 2005 RESERVE LEAGUE RESULTS (5-4-3, 18 POINTS)

Date	Opponent	Score	Record	Goalscorers	Site
April 9	Chivas USA	0-2 L	0-1-0	–	Spartan Stadium, San Jose, CA
April 17	at Chicago	1-3 L	0-2-0	Twellman	UIC Flames Field, Chicago, IL
April 24	Kansas City	0-0 T	0-2-1	–	Valley Christian HS, San Jose, CA
May 15	Dallas	3-1 W	1-2-1	Wondolowski, Hart, Nash	Valley Christian HS, San Jose, CA
May 29	at Kansas City	3-3 T	1-2-2	Goldthwaite, Wondolowski (2)	Arrowhead Stadium, Kansas City, MO
June 5	D.C. United	2-1 W	2-2-2	Nash, Wondolowski	Foothill College, Los Altos Hills, CA
June 19	Real Salt Lake	3-1 W	3-2-2	Ching, Wondolowski, Goldthwaite	Valley Christian HS, San Jose, CA
June 26	Los Angeles	3-0 W	4-2-2	Ching, Aloisi, Russell	Valley Christian HS, San Jose, CA
Aug. 21	at Real Salt Lake	1-2 L	4-3-2	Nash	Trailside Park, Park City, UT
Sept. 4	at Dallas	3-4 L	4-4-2	Ramirez, Weatherly, Wondolowski	Pizza Hut Park, Frisco, TX
September 18	at Chivas USA	2-1 W	5-4-2	Wondolowski, Nash	The Home Depot Center, Carson, CA
October 16	at Los Angeles	2-2 T	5-4-3	Wondolowski, Weatherly	The Home Depot Center, Carson, CA

## 2008 RESERVE LEAGUE RESULTS (4-5-3, 15 POINTS)

Date	Opponent	Score	Record	Goalscorers	Site
April 4	at Los Angeles	2-1 W	1-0-0	Ricketts, Smarte	The Home Depot Center, Carson, CA
April 20	at Colorado	1-1 T	1-0-1	Denton	Dick's Sporting Goods Park, Commerce City, CO
May 4	FC Dallas	0-2 L	1-1-1	–	Stanton Field, Santa Clara, CA
May 23	Houston	1-3 L	1-2-1	Roberts	Stanton Field, Santa Clara, CA
June 1	at Real Salt Lake	0-4 L	1-3-1	–	Quinn's Junction, Park City, UT
July 12	Colorado	1-3 L	1-4-1	Hatzke	Stanton Field, Santa Clara, CA
Aug. 3	Los Angeles	1-0 W	2-4-1	Gray	Stanton Field, Santa Clara, CA
Sept. 28	Real Salt Lake	5-0 W	3-4-1	Johnson (2), Salinas, Somma, Arce	Stanton Field, Santa Clara, CA
Oct. 3	at FC Dallas	2-2 T	3-4-2	Ghebru, Roberts	Pizza Hut Park, Frisco, TX
Oct. 12	Chivas USA	1-3 L	3-5-2	Arce	Stanton Field, Santa Clara, CA
Oct. 15	at Houston	2-2 T	3-5-3	Glinton, Somma	Robertson Stadium, Houston, TX
Oct. 21	at Chivas USA	2-1 W	4-5-3	Glinton, Ghebru	The Home Depot Center, Carson, CA



# RESERVE LEAGUE

THE CLUB

2015 REVIEW

CLUB HISTORY

OPPONENTS

MEDIA INFO

## 2011 RESERVE LEAGUE RESULTS (3-5-1, 10 POINTS)

Date	Opponent	Score	Record	Goalscorers	Site
March 22	Vancouver	2-1 W	1-0-0	Luzunaris	Nutrilit Training Facility, San Jose, CA
April 3	Seattle	0-1 L	1-1-0	—	Nutrilit Training Facility, San Jose, CA
April 23	Chivas USA	3-1 W	2-1-0	Johnson, Ampaipitakwong, Morales	Buck Shaw Stadium, Santa Clara, CA
June 6	LA Galaxy	3-0 W	3-1-0	Guenisik (2), McLoughlin	Nutrilit Training Facility, San Jose, CA
June 21	at Portland	1-2 L	3-2-0	Leitch	JELD-WEN Field, Portland, OR
July 26	at Chivas USA	1-1 T	3-2-1	Ba	The Home Depot Center, Carson, CA
Aug. 7	Portland	0-2 L	3-3-1	—	Nutrilit Training Facility, San Jose, CA
Sept. 9	at Vancouver	0-1 L	3-4-1	—	Swangard Stadium, Vancouver, BC
Oct. 10	at Seattle	1-3 L	3-5-1	Luzunaris	Starfire Sports Stadium, Tukwila, WA

## 2012 RESERVE LEAGUE RESULTS (5-3-2, 17 POINTS)

Date	Opponent	Score	Record	Goals	Site
March 27	Portland Timbers	1-0 W	1-0-0	Alexandre	Earthquakes Facility, San Jose, Calif.
April 8	Vancouver Whitecaps	1-2 L	1-1-0	Ampaipitakwong	Earthquakes Facility, San Jose, Calif.
May 8	at LA Galaxy	1-1 T	1-1-1	Guenisik	University Field #1 (HDC), Carson, Calif.
May 14	Chivas USA	1-1 T	1-1-2	Diaz Pizarro	Earthquakes Facility, San Jose, Calif.
June 8	at Chivas USA	1-3 L	1-2-2	Salinas	The Home Depot Center, Carson, Calif.
Aug. 12	Seattle Sounders FC	3-0 W	2-2-2	Garz, Guvenisik, Corrales	Earthquakes Facility, San Jose, Calif.
Aug. 26	at Portland Timbers	3-1 W	3-2-2	Guenisik (3)	JELD-WEN Field, Portland, Ore.
Sept. 4	LA Galaxy	2-0 W	4-2-2	Ballouchy, Guvenisik	Earthquakes Facility, San Jose, Calif.
Sept. 10	at Vancouver Whitecaps	2-1 W	5-2-2	Fondy, Morales	Univ. of British Columbia, Vancouver, B.C.
Sept. 25	at Seattle Sounders FC	0-3 L	5-3-2	N/A	Starfire Sports Complex, Seattle, Wash.

## 2013 RESERVE LEAGUE RESULTS (4-5-1, 13 POINTS)

Date	Opponent	Score	Record	Goalscorers	Site
March 4	Real Salt Lake	L 0-1	0-1-0	—	Earthquakes Training Facility
April 15	Portland Timbers	L 1-2	0-2-0	Martinez	JELD-WEN Field
April 23	Seattle Sounders FC	L 1-2	0-3-0	Gorskie	Starfire Sports Complex
May 19	Colorado Rapids	W 3-0	1-3-0	Cato, Delgado, Fucito	Earthquakes Training Facility
June 2	Real Salt Lake	W 2-1	2-3-0	Cato, Baca	America First Field
July 15	Antigua Barracuda FC	W 6-0	3-3-0	Ring, Jahn, Phillip (own goal), Garza, Jahn, Stewart	Kezar Stadium
July 28	Portland Timbers	L 0-1	3-4-0	---	Earthquakes Training Facility
Sept. 1	LA Galaxy	T 0-0	3-4-1	---	StubHub Center - University Field 1
Sept. 30	Chivas USA	W 3-2	4-4-1	Fucito, Frias (own goal), Vanschaik	StubHub Center Training Field
Oct. 15	Chivas USA	L 2-3	4-5-1	Garza, Vanschaik	Earthquakes Training Facility

## ALL-TIME RESERVE LEAGUE STATISTICS

**All-Time Record:** 16-22-10  
**All-Time Goals For:** 85  
**All-Time Goals Against:** 78  
**All-Time Shutouts:** 11

Goals		
No.	Player	Goals
1.	Chris Wondolowski	8
2.	Sercan Guvenisik	6
2.	Julian Nash	4
T3.	Ryan Johnson	3
T3.	Sam Garza	3
5.	11 players tied	2

Assists		
No.	Player	Assists
T1.	Julian Nash	6
T1.	Sam Garza	6
T3.	Ian Russell	4
T3.	Tommy Thompson	4
T5.	Noah Merl	3
T5.	Shea Salinas	3
T5.	Davide Somma	3
T5.	Mehdi Ballouchy	3

# OPPONENTS



DAVID BINGHAM

# MLS CONFERENCE ALIGNMENT

THE CLUB

2015 REVIEW

CLUB HISTORY


OPPONENTS

MEDIA INFO

**WEST**



**EAST**



# COLORADO RAPIDS

6000 Victory Way • Commerce City, CO 80022

Tel: 303.272.3500 • Fax: 303.727.3536 • www.coloradorapids.com



THE CLUB

2015 REVIEW

CLUB HISTORY

OPPONENTS

MEDIA INFO

## CHIEF CLUB OFFICIALS

**Investor/Operator** ..... Stan Kroenke/  
Kroenke Sports Enterprises  
**President** ..... Tim Hinchey  
**Technical Director** ..... Paul Bravo  
**Special Assistant to TD** ..... Pablo Mastroeni  
**VP, Commercial Operations** ..... Jeff Jacobsen

## TEAM INFORMATION

**Head Coach** ..... Pablo Mastroeni  
**Assistant Coach** ..... John Spencer  
**Assistant Coach** ..... Steve Cooke  
**Goalkeeper Coach** ..... Chris Sharpe

**Conference** ..... Western  
**2015 Record** ..... 9-15-10  
**2015 Playoffs** ..... Did Not Qualify  
**2015 Home Record** ..... 5-7-5  
**2015 Road Record** ..... 4-8-5

## VISITING TEAM HOTEL

Denver Marriott City Center  
1701 California Street  
Denver, CO 80202  
Phone: 800.228.9290

## P.R. DIRECTORY

**Senior Director of Communications: Richard Clarke**  
Office: 303.727.3503  
Cell: 303.304.6899  
E-mail: rclarke@dsgpark.com  
**Coordinator, PR & Social Media: Diego Garcia**  
Office: 303.727.3508  
E-mail: diegogarcia@dsgpark.com

## 2016 SCHEDULE VS. RAPIDS

Sun., Mar. 6 Avaya Stadium 12:00 p.m.  
Sat., Sep. 17 Dick's Sporting Goods Park 6:00 p.m.  
Thu., Oct. 13 Dick's Sporting Goods Park 6:00 p.m.

## ALL-TIME REGULAR-SEASON STATS

Category	San Jose Earthquakes				Colorado Rapids			
	1	2	OT	Tot.	1	2	OT	Tot.
Goals	37	49	0	86	32	39	0	71
Shots	340	378	3	721	354	373	0	727
Shots on Goal	153	173	1	327	152	156	0	308
Fouls	418	421	2	841	407	441	3	851
Offsides	102	91	0	193	101	103	0	204
Corner Kicks	140	143	4	287	123	135	0	258

## STADIUM INFORMATION

Dick's Sporting Goods Park  
6000 Victory Way  
Commerce City, CO 80022  
Opened: 2007  
MLS Capacity: 18,086  
Press Box Phone: 303.727.3555  
Surface: Grass (75x120)  
Largest Soccer Attendance: 19,680

## PRACTICE FACILITY

Dick's Sporting Goods Park  
Auxiliary Fields, 6000 Victory Way  
Commerce City, CO 80022





**9200 World Cup Way, Suite 202 • Frisco, TX 75033**  
**Tel: 469.365.0000 • Fax: 214.705.6799 • www.fcdallas.com**

THE CLUB

2015 REVIEW

CLUB HISTORY

OPPONENTS

MEDIA INFO

### CHIEF CLUB OFFICIALS

**Investor/Operator** ..... Hunt Sports Group  
**Hunt Sports Group Chairman** ..... Clark K. Hunt  
**Hunt Sports Group President** ..... Dan Hunt

### TEAM INFORMATION

**Head Coach** ..... Oscar Pareja  
**Technical Director** ..... Fernando Clavijo  
**Assistant Coach** ..... Marco Ferruzzi  
**Assistant Coach** ..... Josema Bazan  
**Goalkeeper Coach** ..... Drew Keeshan

**Conference** ..... Western  
**2015 Record** ..... 18-10-6  
**2015 Playoffs** ..... Western Conference Semifinals  
**2015 Home Record** ..... 13-2-2  
**2015 Road Record** ..... 5-8-4

### VISITING TEAM HOTEL

Embassy Suites  
 7600 John Q. Hammons Drive  
 Frisco, TX 75034  
 Phone: 972.712.7200

### P.R. DIRECTORY

**Director, Public Relations: Leigh Anne Gullett**  
 Office: 469.365.0054  
 Cell: 210.259.7865  
 E-mail: lgullett@fcdallas.net  
**Director, Media Relations: Jason Minnick**  
 Office: 469.365.0068  
 Cell: 570.764.0294  
 E-mail: jminnick@fcdallas.net

### 2016 SCHEDULE VS. FC DALLAS

Sat., Apr. 9	Toyota Stadium	6:00 p.m.
Sat., May 28	Avaya Stadium	7:30 p.m.
Fri., July 8	Avaya Stadium	7:30 p.m.

### ALL-TIME REGULAR-SEASON STATS


Category	San Jose Earthquakes				FC Dallas			
	1	2	OT	Tot.	1	2	OT	Tot.
Goals	52	35	0	87	28	39	0	67
Shots	325	356	0	681	316	400	0	716
Shots on Goal	149	160	0	309	129	163	0	292
Fouls	383	399	0	782	396	409	0	805
Offsides	60	51	0	111	84	70	0	154
Corner Kicks	125	162	0	287	168	157	0	325

### STADIUM INFORMATION

Toyota Stadium  
 9200 World Cup Way  
 Frisco, CA 75033  
 Opened: August 6, 2005  
 MLS Capacity: 20,500  
 Press Box Phone: 210.259.7865  
 Surface: Bermuda Grass (74x117)  
 Largest Soccer Attendance: 22,565

### PRACTICE FACILITY

adidas Field  
 9200 World Cup Way  
 Frisco, TX 75033





# HOUSTON DYNAMO

1001 Avenida de las Americas, Suite 200 • Houston, TX 77010  
 Tel: 713.276.7500 • Fax: 713.276.7580 • www.houstondynamo.com



THE CLUB

2015 REVIEW

CLUB HISTORY

OPPONENTS

MEDIA INFO

## CHIEF CLUB OFFICIALS

**Investor/Operators** ..... AEG, Brener International Group, Golden Boy Promotions  
**President, Business Operations** ..... Chris Canetti  
**Senior Vice President** ..... Steven Powell  
**Senior VP, Business Development** ..... David Tagliarino  
**General Manager/Vice President** ..... Matt Jordan

## TEAM INFORMATION

**Head Coach** ..... Owen Coyle  
**Assistant Coach** ..... Wade Barrett  
**Assistant Coach** ..... Sandy Stewart  
**Goalkeeper Coach** ..... Paul Rogers

**Conference** ..... Western  
**2015 Record** ..... 11-14-9  
**2015 Playoffs** ..... Did Not Qualify  
**2015 Home Record** ..... 9-4-4  
**2015 Road Record** ..... 2-10-5

## VISITING TEAM HOTEL

Hyatt Regency Downtown  
 1200 Louisiana St.  
 Houston, TX 77002  
 Phone: 713.654.1234

## P.R DIRECTORY

**Sr. Director, Comms. & Broadcasting: Zac Emmons**  
 Office: 713.276.7522  
 E-mail: zemmons@houstondynamo.com  
**Manager, Communications: Matt Pedersen**  
 Office: 713.276.7520  
 Cell: 832.794.8673  
 E-mail: mpedersen@houstondynamo.com  
**Digital Communications Coordinator: Ben Crook**  
 Office: 713.276.7588  
 Cell: 516.965.4664  
 E-mail: bcrook@houstondynamo.com

## 2016 SCHEDULE VS. HOUSTON DYNAMO

Wed., May 11	Avaya Stadium	7:30 p.m.
Sun., July 31	BBVA Compass Stadium	6:00 p.m.
Fri., Aug 19	Avaya Stadium	8:00 p.m.

## ALL-TIME REGULAR-SEASON STATS

Category	San Jose Earthquakes				Houston Dynamo			
	1	2	OT	Tot.	1	2	OT	Tot.
Goals	6	12	0	18	11	9	0	20
Shots	80	85	0	165	101	100	0	201
Shots on Goal	25	32	0	57	38	40	0	78
Fouls	80	88	0	168	76	103	0	179
Offsides	16	20	0	36	17	17	0	34
Corner Kicks	31	35	0	66	45	44	0	89

## STADIUM INFORMATION

BBVA Compass Stadium  
 2200 Texas Avenue  
 Houston, TX 77003  
 Opened: 2012  
 MLS Capacity: 22,000  
 Press Box Phone: TBD  
 Surface: Grass (70x115)  
 Largest Attendance (MLS): N/A

## PRACTICE FACILITY

Houston Amateur Sports Park  
 12131 Kirby Dr.  
 Houston, TX 77045



18400 Avalon Blvd., Suite 200 • Carson, CA 90746  
 Tel: 310.630.2200 • Fax: 310.630.2250 • www.lagalaxy.com



THE CLUB

2015 REVIEW

CLUB HISTORY

OPPONENTS

MEDIA INFO

### CHIEF CLUB OFFICIALS

Investor/Operator ..... AEG  
 AEG Sports COO ..... Kelly Cheeseman  
 President ..... Chris Klein  
 Technical Director ..... Jovan Kirovski

### TEAM INFORMATION

General Manager & Head Coach ..... Bruce Arena  
 Associate Head Coach ..... Dave Sarachan  
 Asst. Coach & Galaxy II Head Coach ..... Curt Onalfo  
 Assistant Coach ..... Kenny Arena  
 Assistant Coach ..... Pat Noonan  
 Goalkeeper Coach ..... Matt Reis  
 Strength & Conditioning Coach ..... Daniel Guzman

Conference ..... Western  
 2015 Record ..... 14-11-9  
 2015 Playoffs ..... Knockout Round  
 2015 Home Record ..... 12-2-3  
 2015 Road Record ..... 2-9-6

### VISITING TEAM HOTEL

Torrance Marriott South Bay  
 3635 Fashion Way  
 Torrance, CA 90503  
 Phone: 310.316.3636

### P.R. DIRECTORY

**VP, Marketing, Comm. and Digital: Brendan Hannan**  
 Office: 310.630.2245  
 Cell: 720.937.8962  
 E-mail: bhannan@lagalaxy.com  
**Communications Manager: Chris Glidden**  
 Office: 310.630.4623  
 Cell: 561.459.0025  
 E-mail: cglidden@lagalaxy.com  
**Communications Manager: Vicky Mercado**  
 Office: 310.630.2215  
 Cell: 310.995.8561  
 E-mail: vmercado@lagalaxy.com

### 2016 SCHEDULE VS. GALAXY

Sat., Mar. 19	Stubhub Center	7:30 p.m.
Sun., May 22	StubHub Center	4:00 p.m.
Sat., June 25	Stanford Stadium	7:00 p.m.

### ALL-TIME REGULAR-SEASON STATS

Category	San Jose Earthquakes				LA Galaxy			
	1	2	OT	Tot.	1	2	OT	Tot.
Goals	37	44	0	81	40	55	0	95
Shots	332	382	7	721	368	404	7	779
Shots on Goal	152	151	3	306	155	185	1	341
Fouls	449	456	8	913	426	443	12	881
Offsides	102	90	1	193	63	78	2	143
Corner Kicks	142	150	2	294	159	155	2	316

### STADIUM INFORMATION

StubHub Center  
 18400 Avalon Blvd.  
 Carson, CA 90746  
 Opened: June 1, 2003  
 MLS Capacity: 27,000  
 Press Box Phone: 310.630.2288  
 Surface: Grass (75x120)  
 Largest Attendance (MLS): 30,281

### PRACTICE FACILITY

The Home Depot Center  
 18400 Avalon Blvd.  
 Carson, CA 90746



# PORTLAND TIMBERS



1844 SW Morrison • Portland, OR 97205

Tel: 503.553.5400 • Fax: 503.553.5405 • www.portlandtimbers.com

THE CLUB

2015 REVIEW

CLUB HISTORY

OPPONENTS

MEDIA INFO

## CHIEF CLUB OFFICIALS

**Chief Executive Officer** ..... Merritt Paulson  
**Chief Operating Officer** ..... Mike Golub  
**General Manager** ..... Gavin Wilkinson  
**Assistant General Manager** ..... Nick Mansueto

## TEAM INFORMATION

**Head Coach** ..... Caleb Porter  
**Assistant Coach** ..... Sean McAuley  
**Assistant Coach** ..... Cameron Knowles  
**Goalkeeper Coach** ..... Adin Brown

**Conference** ..... Western  
**2015 Record** ..... 15-11-8  
**2015 Playoffs** ..... MLS Cup Champions  
**2015 Home Record** ..... 8-3-6  
**2015 Road Record** ..... 7-8-2

## VISITING TEAM HOTEL

The Nines  
 525 SW Morrison  
 Portland, OR 97204  
 Phone: 877.229.9995

## P.R. DIRECTORY

**VP, Communications: Chris Metz**  
 Office: 503.553.5433  
 Cell: 503.358.3608  
 E-mail: cmetz@timbers.com  
**Coordinator, Media Relations: Katie Simons**  
 Office: 503.553.5539  
 Cell: 720.207.8167  
 E-mail: ksimons@timbers.com

## 2016 SCHEDULE VS. TIMBERS

Sun., Mar. 13	Avaya Stadium	4:00 p.m.
Sat., Apr. 16	Providence Park	7:30 p.m.
Wed., June 1	Providence Park	7:30 p.m.

## ALL-TIME REGULAR-SEASON STATS

Category	San Jose Earthquakes				Portland Timbers			
	1	2	OT	Tot.	1	2	OT	Tot.
Goals	2	11	0	13	5	14	0	19
Shots	73	91	0	164	86	126	0	212
Shots on Goal	22	30	0	52	30	40	0	70
Fouls	75	98	0	173	65	75	0	140
Offside	9	12	0	21	11	9	0	20
Corner Kicks	28	31	0	59	34	38	0	72

## STADIUM INFORMATION

Providence Park  
 1844 SW Morrison  
 Portland, OR 97205  
 Opened: 1926  
 MLS Capacity: 20,438  
 Press Box Phone: 503.553.5503  
 Surface: FieldTurf Duraspine PRO (70x110)  
 Largest Attendance (MLS): 18,627

## PRACTICE FACILITY

adidas Timbers Training Center  
 Beaverton, OR 97205



# REAL SALT LAKE

9256 State Street • Sandy, UT 84070

Tel: 801.727.2701 • Fax: 801.727.1459 • www.realsaltlake.com



THE CLUB

2015 REVIEW

CLUB HISTORY

OPPONENTS

MEDIA INFO

## CHIEF CLUB OFFICIALS

**Owner** ..... Dell Loy Hansen  
**President** ..... Bill Manning  
**General Manager** ..... Craig Waibel  
**Assistant General Manager** ..... Elliot Fall

## TEAM INFORMATION

**Head Coach** ..... Jeff Cassar  
**Assistant Coach** ..... Tyrone Marshall  
**Assistant Coach** ..... Richie Williams  
**Assistant Coach** ..... Ted Eck  
**Goalkeeper Coach** ..... Daryl Shore

**Conference** ..... Western  
**2015 Record** ..... 11-15-8  
**2015 Playoffs** ..... Did Not Qualify  
**2015 Home Record** ..... 7-4-6  
**2015 Road Record** ..... 4-11-2

## VISITING TEAM HOTEL

Sheraton Salt Lake City  
 150 West 500 South  
 Salt Lake City, UT 84101  
 Phone: 801.401.2000

## P.R. DIRECTORY

**VP, Broadcasting & Comm.:** Trey Fitz-Gerald  
 Office: 801.727.2717  
 Cell: 801.856.8877  
 E-mail: tfitz@realsaltlake.com  
**Director, Media Services:** Matt Gaschk  
 Office: 801.727.2848  
 Cell: 253.250.3239  
 E-mail: mgaschk@realsaltlake.com

## 2016 SCHEDULE VS. REAL SALT LAKE

Fri., July 22 Rio Tinto Stadium 8:00 p.m.  
 Sat., Oct. 1 Avaya Stadium 7:30 p.m.

## ALL-TIME REGULAR-SEASON STATS


Category	San Jose Earthquakes				Real Salt Lake			
	1	2	OT	Tot.	1	2	OT	Tot.
Goals	15	17	0	32	16	20	0	36
Shots	142	170	0	312	154	175	0	329
Shots on Goal	57	71	0	128	63	65	0	128
Fouls	164	156	0	320	164	176	0	340
Offsides	28	32	0	60	27	21	0	48
Corner Kicks	52	76	0	128	58	64	0	122

## STADIUM INFORMATION

Rio Tinto Stadium  
 9256 State Street  
 Sandy, UT 84070  
 Opened: 2008  
 MLS Capacity: 20,213  
 Press Box Phone: 801.727.2777  
 Surface: Grass (75x120)  
 Largest Attendance (MLS): 20,762

## PRACTICE FACILITY

America First Field  
 76 West Sego Lily Drive  
 Sandy, UT 84070



# SEATTLE SOUNDERS FC



12 Seahawks Way • Renton, WA 98056

Tel: 425.203.8000 • Fax: 425.203.8340 • www.soundersfc.com

## CHIEF CLUB OFFICIALS

**Ownership** ..... Joe Roth, Paul G. Allen, Drew Carey  
**Co-Owner/Founder** ..... Adrian Hanauer  
**General Manager and President** ..... Garth Lagerwey  
**Sporting Director** ..... Chris Henderson

## TEAM INFORMATION

**Head Coach** ..... Sigi Schmid  
**Assistant Coach** ..... Brian Schmetzer  
**Assistant Coach** ..... Ante Razov  
**Goalkeeper Coach** ..... Tom Dutra

**Conference** ..... Western  
**2015 Record** ..... 15-13-6  
**2015 Playoffs** ..... Western Conference Semifinal  
**2015 Home Record** ..... 11-4-2  
**2015 Road Record** ..... 4-9-4

## VISITING TEAM HOTEL

The Hyatt at Olive 8  
 1635 8th Ave.  
 Seattle, WA 98101  
 Phone: 206.695.1234

## P.R. DIRECTORY

**Senior Director of Communications: Alex Caufield**  
 Office: 206.512.1225  
 Cell: 216.978.7212  
 E-mail: alexc@ssoundersfc.com  
**Communications Coordinator: Matt Winter**  
 Office: 206.512.1215  
 Cell: 206.639.4610  
 E-mail: mattw@soundersfc.com

## 2016 SCHEDULE VS. SOUNDERS FC

Sat., May 7 CenturyLink Field 7:00 p.m.  
 Sat., Sep. 10 Avaya Stadium 7:30 p.m.

## ALL-TIME REGULAR-SEASON STATS

Category	San Jose Earthquakes				Seattle Sounders FC			
	1	2	OT	Tot.	1	2	OT	Tot.
Goals	11	13	0	24	10	10	0	20
Shots	113	115	0	228	106	145	0	251
Shots on Goal	38	43	0	81	35	48	0	83
Fouls	109	118	0	227	112	122	0	234
Offsides	18	21	0	39	10	22	0	32
Corner Kicks	42	35	0	77	57	70	0	127

## STADIUM INFORMATION

Xbox Pitch at CenturyLink Field  
 800 Occidental Ave. S.  
 Seattle, WA 98134  
 Opened: July 28, 2002  
 MLS Capacity: 38,500  
 Press Box Phone: 206.381.7237  
 Surface: FieldTurf Revolution (73x117)  
 Largest Attendance (MLS): 46,011

## PRACTICE FACILITY

Starfire Sports Complex  
 14800 Starfire Way  
 Seattle, WA 98188  
 206.431.3232



# SPORTING KANSAS CITY

210 West 19th Terrace • Kansas City, MO 64108  
 Tel: 913.387.3400 • Fax: 913.387.3401 • www.sportingkc.com



THE CLUB

2015 REVIEW

CLUB HISTORY

OPPONENTS

MEDIA INFO

## CHIEF CLUB OFFICIALS

**Owners** ..... Neal Patterson  
 ..... Cliff Illig, Robb Heineman  
 ..... Greg Maday, Pat Curran

## TEAM INFORMATION

**Manager/Technical Director** ..... Peter Vermes  
**Assistant Coach** ..... Kerry Zavagnin  
**Assistant Coach** ..... Zoran Savic  
**Goalkeeper Coach** ..... John Pascarella  
**Fitness Coach** ..... Mateus Manoel

**Conference** ..... Western  
**2015 Record** ..... 14-11-9  
**2015 Playoffs** ..... Knockout Round  
**2015 Home Record** ..... 10-2-5  
**2015 Road Record** ..... 4-9-4

## VISITING TEAM HOTEL

Kansas City Marriott Downtown  
 200 West 12th Street  
 Kansas City, MO 64105  
 Phone: 816.421.6800

## P.R. DIRECTORY

**Exec. VP, Communications/Digital: Rob Thomson**  
 Office: 913.387.3405  
 Cell: 913.226.6024  
 E-mail: rthomson@sportingkc.com  
**Manager, Communications/Digital: Jon Kaplan**  
 Office: 816.949.1197  
 Cell: 516.965.4664  
 E-mail: jkaplan@sportingkc.com  
**Coordinator, Communications/Digital: Molly Dreska**  
 Office: 913.387.3428  
 Cell: 516.567.4468  
 E-mail: mdreska@sportingkc.com

## 2016 SCHEDULE VS. SPORTING KANSAS CITY

Sun., Apr. 24 Avaya Stadium 12:30 p.m.  
 Sat., Sep. 24 Avaya Stadium 7:30 p.m.  
 Sun., Oct. 23 Sporting Park 1:00 p.m.

## ALL-TIME REGULAR-SEASON STATS

Category	San Jose Earthquakes				Sporting Kansas City			
	1	2	OT	Tot.	1	2	OT	Tot.
Goals	27	37	0	64	26	33	0	59
Shots	302	317	10	629	305	348	7	660
Shots on Goal	128	134	4	266	133	151	3	287
Fouls	396	371	5	772	349	339	4	692
Offside	82	61	1	144	73	73	0	146
Corner Kicks	124	137	3	264	129	136	1	266

## STADIUM INFORMATION

Sporting Park  
 One Sporting Way  
 Kansas City, KS 66111  
 Opened: 2011  
 MLS Capacity: 18,467  
 Press Box Phone: 913.912.7675  
 Surface: Grass (75x120)  
 Largest Attendance (MLS): 20,839

## PRACTICE FACILITY

Swope Park Training Center  
 6310 Lewis Road  
 Kansas City, MO 64130



# VANCOUVER WHITECAPS FC

Suite 550 - 375 Water Street • Vancouver, BC V6B 5C6  
 Tel: 604.669.9283 • Fax: 604.684.5173 • www.whitecapsfc.com



THE CLUB

2015 REVIEW

CLUB HISTORY

OPPONENTS

MEDIA INFO

## CHIEF CLUB OFFICIALS

**Owners** ..... Greg Kerfoot, Steve Luczo  
 ..... Jeff Mallett, Steve Nash  
**President** ..... Bob Lenarduzzi

## TEAM INFORMATION

**Head Coach** ..... Carl Robinson  
**Assistant Coach** ..... Martyn Pert  
**Assistant Coach** ..... Gordon Forrest  
**Goalkeeper Coach** ..... Marius Rovde

**Conference** ..... Western  
**2015 Record** ..... 16-13-5  
**2015 Playoffs** ..... Western Conference Semifinal  
**2015 Home Record** ..... 9-6-2  
**2015 Road Record** ..... 7-7-3

## VISITING TEAM HOTEL

Hyatt Regency Vancouver  
 655 Burrard Street  
 Vancouver, BC V6C 2R7; Phone: 604.683.1234

## P.R. DIRECTORY

**Director, Broadcast and Comm.:** Tom Plasteras  
 Office: 604.753-8915  
 E-mail: tplasteras@whitecapsfc.com  
**Sr. Mgr., Media Relations/Broadcast:** Nathan Vanstone  
 Office: 604.629.2251  
 Cell: 778.228.7177  
 E-mail: nvanstone@whitecapsfc.com  
**Sr. Mgr., Corporate Comm./Community:** Andrea Blendl  
 Office: 604.669.9283 x2260  
 Cell: 604.355.9283  
 E-mail: ablendl@whitecapsfc.com  
**Specialist, Communications:** Brandon Timko  
 Office: 604.669.9283 x2292  
 Cell: 604.355.1245  
 E-mail: btimko@whitecapsfc.com

## 2016 SCHEDULE VS. WHITECAPS FC

Fri., Aug. 12 BC Place 8:00 p.m.  
 Sun., Oct. 16 Avaya Stadium 4:00 p.m.

## ALL-TIME REGULAR-SEASON STATS


Category	San Jose Earthquakes				Vancouver Whitecaps FC			
	1	2	OT	Tot.	1	2	OT	Tot.
Goals	6	8	0	14	10	10	0	20
Shots	70	109	0	179	78	89	0	167
Shots on Goal	21	33	0	54	28	32	0	60
Fouls	94	87	0	181	85	114	0	199
Offside	10	15	0	25	20	10	0	30
Corner Kicks	27	37	0	64	32	29	0	61

## STADIUM INFORMATION

BC Place  
 777 Pacific Boulevard  
 Vancouver, BC V6B 4Y8  
 Opened: 1981  
 MLS Capacity: 21,000  
 Press Box Phone: TBA  
 Surface: Polytan Ligaturf 240 RS+ (75x117)  
 Largest Soccer Attendance: 60,342

## PRACTICE FACILITY

Burnaby Lake Sports Complex West  
 3677 Kensington Avenue  
 Burnaby, BC V5B 4A5



# CHICAGO FIRE



**7000 South Harlem Ave. • Bridgeview, IL 60455**  
**Tel: 708.594.7200 • Fax: 708.496.6050 • www.chicago-fire.com**

THE CLUB

2015 REVIEW

CLUB HISTORY

OPPONENTS

MEDIA INFO

## CHIEF CLUB OFFICIALS

**Investor/Operator** ..... Andrew Hauptman / Andell, Inc.  
**Chief Operating Officer** ..... Atul Khosla  
**Technical Director** ..... Brian Bliss

## TEAM INFORMATION

**Head Coach** ..... Veljko Paunovic  
**Assistant Coach** ..... Marko Mitrovic  
**Assistant Coach** ..... Logan Pause  
**Goalkeeper Coach** ..... Aleksandar Saric  
**Strength & Conditioning Coach** ..... Jordan Webb

**Conference** ..... Eastern  
**2015 Record** ..... 8-20-6  
**2015 Playoffs** ..... Did Not Qualify  
**2015 Home Record** ..... 8-8-1  
**2015 Road Record** ..... 0-12-5

## VISITING TEAM HOTEL

Swissotel Chicago  
 323 East Wacker Drive  
 Chicago, IL 60601  
 Phone: 312.565.0565

## P.R. DIRECTORY

**Vice President, Communications: Doug Hicks**  
 Office: 708.496.6724  
 E-mail: dhicks@chicago-fire.com  
**Director, Communications: Frank Stranzl**  
 Office: 708.496.6795  
 Cell: 707.696.1931  
 E-mail: fstranzl@chicago-fire.com  
**Manager, Communications: Eunice Kim**  
 Office: 708.496.6726  
 Cell: 770.634.7636  
 E-mail: ekim@chicago-fire.com

## 2016 SCHEDULE VS. FIRE

Fri., July 1      Toyota Park      5:00 p.m.

## ALL-TIME REGULAR-SEASON STATS

Category	San Jose Earthquakes				Chicago Fire			
	1	2	OT	Tot.	1	2	OT	Tot.
Goals	13	29	0	42	21	28	0	49
Shots	194	222	10	426	204	237	7	448
Shots on Goal	87	102	0	189	88	101	2	191
Fouls	253	260	9	522	206	228	9	443
Offsides	34	43	1	78	45	41	2	88
Corner Kicks	87	91	2	180	96	91	2	189

## STADIUM INFORMATION

Toyota Park  
 7000 South Harlem Ave.  
 Bridgeview, IL 60455  
 Opened: 2006  
 MLS Capacity: 20,000  
 Press Box Phone: 708.496.6891  
 Surface: Grass (75x120)  
 Largest Attendance (MLS): 21,868

## PRACTICE FACILITY

Toyota Park  
 7000 South Harlem Ave.  
 Bridgeview, IL 60455





# COLUMBUS CREW

One Black & Gold Blvd. • Columbus, OH 43211  
 Tel: 614.447.2739 • Fax: 614.447.4109 • www.thecrew.com



THE CLUB

2015 REVIEW

CLUB HISTORY

OPPONENTS

MEDIA INFO

## CHIEF CLUB OFFICIALS

**Investor/Operator** ..... Anthony Precourt  
**President** ..... Andy Loughnane

## TEAM INFORMATION

**Head Coach** ..... Gregg Berhalter  
**Director of Soccer Ops** ..... Asher Mendolsohn  
**Assistant Coach** ..... Sixten Bostrom  
**Assistant Coach** ..... Pat Onstad  
**Assistant Coach** ..... Josh Wolff

**Conference** ..... Eastern  
**2015 Record** ..... 15-11-8  
**2015 Playoffs** ..... MLS Cup Final  
**2015 Home Record** ..... 9-4-4  
**2015 Road Record** ..... 6-7-4

## VISITING TEAM HOTEL

Sheraton Columbus Hotel at Capitol Square  
 East State Street  
 Columbus, OH 43215  
 614.365.4500

## P.R. DIRECTORY

**Director, Communications: Tim Miller**  
 Office: 614.447.4176  
 Cell: 847.828.2003  
 E-mail: tmiller@thecrew.com  
**Manager, Communications: Ryan Schwepfing**  
 Office: 614.447.4203  
 Cell: 610.751.7067  
 E-mail: rschwepfing@thecrew.com

## 2016 SCHEDULE VS. CREW

Sat., Aug. 27 MAPFRE Stadium 4:30 p.m.

## ALL-TIME REGULAR-SEASON STATS

Category	San Jose Earthquakes				Columbus Crew			
	1	2	OT	Tot.	1	2	OT	Tot.
Goals	23	33	1	57	23	39	1	63
Shots	259	275	1	535	229	264	5	498
Shots on Goal	99	125	0	224	90	117	2	209
Fouls	296	255	5	556	258	280	3	541
Offsides	50	45	0	95	41	56	0	97
Corner Kicks	130	114	1	245	117	103	1	221

## STADIUM INFORMATION

MAPFRE Stadium  
 One Black & Gold Blvd.  
 Columbus, OH 43211  
 Opened: 1999  
 MLS Capacity: 20,145  
 Press Box Phone: 614.447.4289  
 Surface: Grass (75x115)  
 Largest Attendance (MLS): 24,741

## PRACTICE FACILITY

Crew Training Center at Obetz  
 4153 Alum Creek Dr.  
 Obetz, OH 43207





**2400 East Capitol Street SE • Washington, DC 20003**  
**Tel: 202.587.5000 • Fax: 202.587.5400 • www.dcunited.com**

THE CLUB

2015 REVIEW

CLUB HISTORY

OPPONENTS

MEDIA INFO

### CHIEF CLUB OFFICIALS

**General Partner** ..... William H.C. Chang  
**Managing Partner** ..... Erick Thohir  
**Managing Partner** ..... Jason Levien  
**Chief Financial Officer** ..... Tom Hunt  
**Chief Revenue Officer** ..... Mike Schoenbrun  
**General Manager** ..... Dave Kasper

### TEAM INFORMATION

**Head Coach** ..... Ben Olsen  
**Assistant Coach** ..... Chad Ashton  
**Assistant Coach** ..... Amos Magee  
**Goalkeeper Coach** ..... Zach Thornton

**Conference** ..... Eastern  
**2015 Record** ..... 15-13-6  
**2015 Playoffs** ..... Eastern Conference Semifinal  
**2015 Home Record** ..... 11-3-3  
**2015 Road Record** ..... 4-10-3

### VISITING TEAM HOTEL

Renaissance Washington  
 1143 New Hampshire Avenue NW  
 Washington, DC 20037  
 Phone: 202.775.0800

### P.R. DIRECTORY

**Director, Media/Communications: Lindsay Simpson**  
 Office: 202.587.5486  
 Cell: 770.713.5377  
 E-mail: lsimpson@dcunited.com

### 2016 SCHEDULE VS. D.C. UNITED

Sat., Apr. 2      Avaya Stadium      7:30 p.m.

### ALL-TIME REGULAR-SEASON STATS

Category	San Jose Earthquakes				D.C. United			
	1	2	OT	Tot.	1	2	OT	Tot.
Goals	24	32	0	56	30	28	0	58
Shots	184	235	6	425	233	226	1	460
Shots on Goal	83	107	4	194	105	98	0	203
Fouls	240	251	5	496	236	241	6	483
Offsides	67	65	1	133	43	51	0	94
Corner Kicks	78	84	2	164	100	101	0	201

### STADIUM INFORMATION

RFK Stadium  
 2400 East Capitol Street SE  
 Washington, DC 20003  
 Opened: 1971  
 MLS Capacity: 19,647  
 Press Box Phone: 202.547.0927  
 Surface: Grass (72x110)  
 Largest Soccer Attendance: 57,431

### PRACTICE FACILITY

RFK Stadium Training Fields  
 2400 East Capitol Street SE  
 Washington, DC 20003



# MONTREAL IMPACT

4750 Sherbrooke East Street • Montreal, QC H1V 3S8  
 Tel: 514.328.3668 • Fax: 514.328.1287 • impactmontreal.com/en



THE CLUB

2015 REVIEW

CLUB HISTORY

OPPONENTS

MEDIA INFO

## CHIEF CLUB OFFICIALS

**Owners** ..... Saputo Family  
**President** ..... Joey Saputo  
**Chief Revenue Officer** ..... Marc Bourassa  
**Chief Strategic Officer** ..... Andre Cote  
**Chief Marketing Officer** ..... Hugues Leger  
**Chief Financial Officer** ..... Sylvie Desrochers  
**Technical Director** ..... Adam Braz  
**Technical Consultant** ..... Alessandro Nesta

## TEAM INFORMATION

**Head Coach** ..... Mauro Biello  
**Assistant Coach** ..... Jason Di Tullio  
**Assistant Coach** ..... Wilfried Nancy  
**Goalkeeper Coach** ..... Youssef Dahha  
**Fitness Coach** ..... Yannick Girard

**Conference** ..... Eastern  
**2015 Record** ..... 15-13-6  
**2015 Playoffs** ..... Eastern Conference Semifinal  
**2015 Home Record** ..... 11-4-2  
**2015 Road Record** ..... 4-9-4

## VISITING TEAM HOTEL

Le Centre Sheraton Montreal Hotel  
 1201, Rene-Levesque West  
 Montreal, QC, Canada H3B 2L7  
 Phone: 514.878.2000

## P.R. DIRECTORY

**Director, Communications: Patrick Vallée**  
 Office: 514.328.3668 Ext. 227  
 Cell: 514.919.0539  
 E-mail: patrick.vallee@impactmontreal.com

**Manager, Media Relations: Eric Forest**  
 Office: 514.328.3668 Ext. 267  
 Cell: 514.799.2817  
 E-mail: eric.forest@impactmontreal.com

**Communications, English Editor: Joey Strizzi**  
 Office: 514.328.3668 Ext. 428  
 Cell: 514.258.0256  
 E-mail: joey.strizzi@impactmontreal.com

## 2016 SCHEDULE VS. IMPACT

Wed., Sep. 28 Stade Saputo 4:30 p.m.

## ALL-TIME REGULAR-SEASON STATS

Category	San Jose Earthquakes				Impact			
	1	2	OT	Tot.	1	2	OT	Tot.
Goals	2	2	0	4	2	6	0	8
Shots	25	27	0	52	26	24	0	50
Shots on Goal	8	5	0	13	10	12	0	22
Fouls	17	18	0	35	26	21	0	47
Offsides	8	6	0	14	4	3	0	7
Corner Kicks	14	11	0	25	10	5	0	15

## STADIUM INFORMATION

Stade Saputo  
 4750 Sherbrooke East Street  
 Montreal, QC, Canada H1V 3S8  
 Opened: May 19, 2008  
 MLS Capacity: 20,341  
 Press Box Phone: TBD  
 Surface: Grass (77x120)  
 Largest Attendance (MLS): N/A

## PRACTICE FACILITY

Complexe sportif Claude-Robillard  
 1000, Emile-Journault Street  
 Montreal, QC, Canada H2M 2E7



# NEW ENGLAND REVOLUTION

One Patriot Place • Foxborough, MA 02035

Tel: 877.438.7387 • Fax: 508.384.9129 • www.revolutionsoccer.net



THE CLUB

2015 REVIEW

CLUB HISTORY

OPPONENTS

MEDIA INFO

## CHIEF CLUB OFFICIALS

**Investor/Operators** ..... Robert K. Kraft  
 ..... Jonathan A. Kraft  
**President** ..... Brian Bilello  
**General Manager** ..... Michael Burns

## TEAM INFORMATION

**Head Coach** ..... Jay Heaps  
**Assistant Coach** ..... Tom Soehn  
**Goalkeeper Coach** ..... Remi Roy  
**Strength & Conditioning Coach** ..... Nick Downing

**Conference** ..... Eastern  
**2015 Record** ..... 14-12-8  
**2015 Playoffs** ..... Knockout Round  
**2015 Home Record** ..... 9-2-6  
**2015 Road Record** ..... 5-10-2

## VISITING TEAM HOTEL

Renaissance Hotel & Spa at Patriot Place  
 28 Patriot Place  
 Foxborough, MA 02035  
 Phone: 508.543.5500

## P.R. DIRECTORY

**Communications Director: Kaitlin Gangl**  
 Office: 508.549.0496  
 Cell: 508.954.7385  
 E-mail: rachaeln@revolutionsoccer.net  
**Communications Coordinator: Scott Altman**  
 Office: 508.549.0533  
 Cell: 508.404.5419  
 E-mail: scotta@revolutionsoccer.net  
**Communications Coordinator: Kevin Noonan**  
 Office: 508.549.0512  
 Cell: 508.404.0248  
 E-mail: kevin@revolutionsoccer.net

## 2016 SCHEDULE VS. REVOLUTION

Wed., Aug. 24 Avaya Stadium 7:30 p.m.

## ALL-TIME REGULAR-SEASON STATS

Category	San Jose Earthquakes				New England Revolution			
	1	2	OT	Tot.	1	2	OT	Tot.
Goals	22	46	0	68	21	29	0	50
Shots	207	239	2	448	255	262	2	519
Shots on Goal	97	124	0	221	105	111	1	217
Fouls	289	288	2	579	293	276	5	574
Offsides	66	70	2	138	58	52	2	112
Corner Kicks	93	110	0	203	108	107	2	217

## STADIUM INFORMATION

Gillette Stadium  
 One Patriot Place  
 Foxborough, MA 02035  
 Opened: May 11, 2002  
 MLS Capacity: 20,000  
 Press Box Phone: 508.384.1960  
 Surface: FieldTurf Duraspine PRO (75x106)  
 Largest Soccer Attendance: 67,584

## PRACTICE FACILITY

Gillette Stadium Practice Fields  
 One Patriot Place  
 Foxborough, MA 02035



# NEW YORK CITY FC



600 Third Ave., 30th Floor • New York, NY 10016  
 Tel: 212.738.5900 • Fax: 212.738.5901 • nycfc.com

## CHIEF CLUB OFFICIALS

**President** ..... Tom Glick  
**Chief Business Officer** ..... Tim Perneti  
**Owners** ..... City Football Group/  
 ..... Yankee Global Enterprises  
**Sporting Director** ..... Claudio Reyna

## TEAM INFORMATION

**Head Coach** ..... Patrick Vieira  
**Assistant Coach** ..... Javier Perez  
**Assistant Coach** ..... Christian Lattanzio  
**Assistant Coach** ..... Robert Vartughian

**Conference** ..... Eastern  
**2015 Record** ..... 10-17-7  
**2015 Playoffs** ..... Did Not Qualify  
**2015 Home Record** ..... 6-7-4  
**2015 Road Record** ..... 4-10-3

## VISITING TEAM HOTEL

Grand Hyatt New York  
 109 East 42nd Street  
 New York, NY, 10017  
 Phone: 212.883.1234

## P.R. DIRECTORY

**VP, Communications: Marty Von Wuthenau**  
 Office: 212.738.5900  
 Cell: 646.671.0969  
 E-mail: martin.vonwuthenau@nycfc.com  
**Director, Media Relations: Sam Cooke**  
 Office: 212.738.5896  
 Cell: 347.324.6215  
 E-mail: sam.cooke@nycfc.com  
**Manager, Communications: Amanda Marston**  
 Office: 212.738.5894  
 Cell: 512.565.8755  
 E-mail: amanda.marston@nycfc.com  
**Manager, Media Relations: Carter Daly**  
 Office: 212.738.5810  
 Cell: 201.919.8890  
 E-mail: carter.daly@nycfc.com

## 2016 SCHEDULE VS. NYCFC

Fri., Aug. 5 Avaya Stadium 8:00 p.m.

## ALL-TIME REGULAR-SEASON STATS

Category	San Jose Earthquakes				NYCFC			
	1	2	OT	Tot.	1	2	OT	Tot.
Goals	0	2	0	2	0	3	0	3
Shots	3	10	0	13	5	7	0	12
Shots on Goal	2	4	0	6	1	4	0	5
Fouls	8	5	0	13	8	7	0	15
Offsides	0	2	0	2	2	0	0	2
Corner Kicks	3	2	0	5	3	2	0	5

## STADIUM INFORMATION

Yankee Stadium  
 One E 161st St.  
 Bronx, NY 10451  
 Opened: 2009  
 MLS Capacity: 33,444  
 Press Box Phone: TBA  
 Surface: Grass (70x110)  
 Largest Soccer Attendance: N/A

## PRACTICE FACILITY

SUNY Purchase  
 735 Anderson Hill Rd.  
 Purchase, NY 10577



# NEW YORK RED BULLS

600 Cape May Street • Harrison, NJ 07029  
 Tel: 973.268.8420 • Fax: 973.482.9340 • www.newyorkredbulls.com



THE CLUB

2015 REVIEW

CLUB HISTORY

## CHIEF CLUB OFFICIALS

**Investor/Operator** ..... Red Bull GmbH  
**Sporting Director** ..... Ali Curtis  
**Chief Financial Officer** ..... Luis Miguel Garcia  
**General Manager** ..... Marc de Grandpre  
**Sporting Director** ..... Ricardo Campos

## TEAM INFORMATION

**Head Coach** ..... Jesse Marsch  
**Assistant Coach** ..... Denis Hamlett  
**Assistant Coach** ..... Chris Armas  
**Strength & Conditioning Coach** ..... Tony Jouaux

**Conference** ..... Eastern  
**2015 Record** ..... 18-10-6  
**2015 Playoffs** ..... Eastern Conference Championship  
**2015 Home Record** ..... 12-3-2  
**2015 Road Record** ..... 6-7-4

## VISITING TEAM HOTEL

W Hotel Hoboken  
 225 River Street  
 Hoboken, NJ 07030  
 (201) 253-2400

## P.R. DIRECTORY

**Sr. Director, Communications.:** Jason Baum  
 Office: 973.776.8990  
 Cell: 201.966.6338  
 E-mail: jason.baum@newyorkredbulls.com  
**Communications Manager:** Gordon Stevenson  
 Office: 973.776.8822  
 Cell: 973.432.2583  
 E-mail: gordon.stevenson@newyorkredbulls.com  
**Communications Coordinator:** Chris Orihuela  
 Cell: 973.713.0656  
 E-mail: chris.orihuela@newyorkredbulls.com

## 2016 SCHEDULE VS. RED BULLS

Wed., Apr. 13 Avaya Stadium 7:30 p.m.

## ALL-TIME REGULAR-SEASON STATS

Category	San Jose Earthquakes				New York Red Bulls			
	1	2	OT	Tot.	1	2	OT	Tot.
Goals	26	28	0	54	30	22	0	52
Shots	213	247	5	465	241	248	5	494
Shots on Goal	101	110	1	212	98	106	3	207
Fouls	264	254	6	524	246	269	4	519
Offsides	59	57	3	119	41	51	1	93
Corner Kicks	89	90	2	181	112	104	1	217

OPPONENTS

MEDIA INFO

## STADIUM INFORMATION

Red Bull Arena  
 600 Cape May Street  
 Harrison, NJ 07029  
 Opened: 2010  
 MLS Capacity: 25,000  
 Press Box Phone: TBD  
 Surface: Grass (75x120)  
 Largest Attendance (MLS): 25,000

## PRACTICE FACILITY

Montclair State University  
 1 Normal Ave.  
 Montclair, NJ 07043  
 Phone: 973.655.2037



# ORLANDO CITY SC



**618 E South St., Suite 510 • Orlando, 32801**  
**Tel: 855.675.2489 • Fax: 407.480.4729 • orlandocitysc.com**

## CHIEF CLUB OFFICIALS

**Chairman & Owner** ..... Flavio Augusto da Silva  
**President and Founder** ..... Phil Rawlins  
**Chief Executive Officer** ..... Alex Leitao  
**Chief Operating Officer** ..... Brett Lashbrook  
**Chief Financial Officer** ..... Forrest Eber  
**General Manager** ..... Paul McDonough

## TEAM INFORMATION

**Head Coach** ..... Adrian Heath  
**Assistant Coach** ..... Mark Watson  
**Assistant Coach** ..... Bobby Murphy  
**Goalkeeper Coach** ..... Stewart Kerr

**Conference** ..... Eastern  
**2015 Record** ..... 12-14-8  
**2015 Playoffs** ..... Did Not Qualify  
**2015 Home Record** ..... 7-5-5  
**2015 Road Record** ..... 5-9-3

## Grand Bohemian Hotel

325 S Orange Ave.  
 Orlando, FL 32801  
 Phone: 407.313.9000

## VP, Communications: Leonardo Santiago

Office: 407.480.4726  
 Cell: 386.451.5809  
 E-mail: lsantiago@orlandocitysc.com

## Director, Communications: Jacklyne Ramos

Office: 407.480.4751  
 E-mail: jramos@orlandocitysc.com

## Manager, Communications: Jhamie Chin

Office: 407.480.4723  
 Cell: 407.454.2697  
 E-mail: jchin@orlandocitysc.com

Sat., June 18    Citrus Bowl    4:30 p.m.

## ALL-TIME REGULAR-SEASON STATS

Category	San Jose Earthquakes				Orlando City SC			
	1	2	OT	Tot.	1	2	OT	Tot.
Goals	0	1	0	1	0	1	0	1
Shots	4	6	0	10	2	4	0	6
Shots on Goal	1	3	0	4	1	2	0	3
Fouls	5	9	0	14	9	6	0	15
Offsides	0	1	0	1	1	0	0	1
Corner Kicks	2	5	0	7	0	1	0	1

## STADIUM INFORMATION

Citrus Bowl  
 One Citrus Bowl Place  
 Orland, FL 32805  
 Opened: 1936  
 MLS Capacity: 61,348  
 Press Box Phone: TBA  
 Surface: AstroTurf Grass 3D (74x114)  
 Largest Soccer Attendance: N/A

## PRACTICE FACILITY

Lake Sylvan Park Complex  
 845 Lake Markham Rd.  
 Sanford, FL 32771



# PHILADELPHIA UNION

2501 Seaport Drive, Switch House Suite 500 • Chester, PA 19013  
 Tel: 610.497.1657 • Fax: 610.497.3309 • philadelphiaunion.com



THE CLUB

2015 REVIEW

CLUB HISTORY

OPPONENTS

MEDIA INFO

## CHIEF CLUB OFFICIALS

**Chairman** ..... Jay Sugarman  
**CEO & Operating Partner** ..... Nick Sakiewicz  
**Investors/Owners** ..... Christopher Buccini  
 ..... Robert Buccini, David Pollin  
 ..... Weston Solutions, Inc., Graham Partners  
**Exec. VP & CFO** ..... Dave Debusschere  
**Exec. VP & CRO** ..... Dave Rowan

## TEAM INFORMATION

**Sporting Director** ..... Earnie Stewart  
**Technical Director** ..... Chris Albright  
**Team Manager** ..... Jim Curtin  
**Assistant Coach** ..... Mike Sorber  
**Assistant Coach** ..... B.J. Callaghan  
**Goalkeeper Coach** ..... Paulo Grilo  
**Strength and Conditioning Coach** ..... Kevin Miller

**Conference** ..... Eastern  
**2015 Record** ..... 10-17-7  
**2015 Playoffs** ..... Did Not Qualify  
**2015 Home Record** ..... 7-7-3  
**2015 Road Record** ..... 3-10-4

## VISITING TEAM HOTEL

Hyatt Regency Philadelphia at Penn's Landing  
 201 South Columbus Blvd.  
 Philadelphia, PA 19106  
 Phone: 215.928.1234

## P.R. DIRECTORY

**VP, Marketing and Communications: Ashley Dabb**  
 Office: 610.497.6286  
 E-mail: adabb@philadelphiaunion.com  
**Press Officer: Chris Winkler**  
 Office: 610.497.6727  
 Cell: 716.430.9477  
 E-mail: cwinkler@philadelphiaunion.com

## 2016 SCHEDULE VS. UNION

Sat., Apr. 30 PPL Park 1:00 p.m.

## ALL-TIME REGULAR-SEASON STATS

Category	San Jose Earthquakes				Philadelphia Union			
	1	2	OT	Tot.	1	2	OT	Tot.
Goals	2	7	0	9	3	6	0	9
Shots	36	50	0	86	32	562	0	94
Shots on Goal	13	17	0	30	12	28	0	40
Fouls	35	63	0	98	42	45	0	87
Offsides	8	14	0	22	9	10	0	19
Corner Kicks	18	29	0	47	20	23	0	43

## STADIUM INFORMATION

PPL Park  
 One Stadium Drive  
 Chester, PA 19013  
 Opened: 2010  
 MLS Capacity: 18,500  
 Press Box Phone: TBA  
 Surface: Grass (75x120)  
 Largest Soccer Attendance: 19,178

## PRACTICE FACILITY

Houston Park  
 701 Harvey Road  
 Wallingford, PA 19086







170 Princes' Blvd. • Toronto, ON M6K 3C3

Tel: 416.815.5400 • Fax: 416.815.5452 • www.torontofc.ca

### CHIEF CLUB OFFICIALS

**Owner:** ..... Maple Leafs Sports & Entertainment  
**General Manager** ..... Tim Bezbatchenko

### TEAM INFORMATION

**Head Coach** ..... Greg Vanney  
**Assistant Coach** ..... Robin Fraser  
**Assistant Coach** ..... Nick Theslof  
**Assistant Coach** ..... Dan Calichman  
**Goalkeeper Coach** ..... Jon Conway

**Conference** ..... Eastern  
**2015 Record** ..... 15-15-4  
**2015 Playoffs** ..... Knockout Round  
**2015 Home Record** ..... 11-5-1  
**2015 Road Record** ..... 4-10-3

### VISITING TEAM HOTEL

Hyatt Regency  
 370 King Street West  
 Toronto, ON  
 M5V 1J9  
 416.343.1234

### P.R. DIRECTORY

**Manager, Media Relations: Mike Masaro**  
 Office: 416.815.2474  
 Cell: 416.716.1311  
 E-mail: mmasaro@torontofc.ca  
**Assistant, Media Relations: Anthony Cozzetto**  
 Office: 416.815.6126  
 Cell: 416.371.9398  
 E-mail: acozzetto@torontofc.ca  
**Director, Communications MLSE: Jamie Deans**  
 Office: 416.815.5445  
 E-mail: jamie.deans@mlse.com

### 2016 SCHEDULE VS. TORONTO FC

Sat., July 16 Avaya Stadium 7:30 p.m.

### ALL-TIME REGULAR-SEASON STATS


Category	San Jose Earthquakes				Toronto FC			
	1	2	OT	Tot.	1	2	OT	Tot.
Goals	5	11	0	16	8	8	0	16
Shots	83	81	0	164	69	65	0	134
Shots on Goal	27	32	0	59	29	19	0	48
Fouls	62	60	0	122	66	67	0	133
Offsides	20	11	0	31	16	17	0	33
Corner Kicks	27	34	0	61	26	30	0	56

### STADIUM INFORMATION

BMO Field  
 170 Princes' Blvd.  
 Toronto, ON M6K 3C3  
 Opened: 2007  
 MLS Capacity: 21,859  
 Press Box Phone: 508.384.1960  
 Surface: Grass (69m x 105m)  
 Largest Soccer Attendance: 22,453

### PRACTICE FACILITY

BMO Field  
 TFC Acad. Facility at Downsview Park  
 Oakville Soccer Centre







# SERIES HISTORIES

THE CLUB

2015 REVIEW

CLUB HISTORY

OPPONENTS

MEDIA INFO

06.28.14 + vs. LA ..... 0-1 L  
 08.08.14..... at LA..... 2-2 T  
 09.14.14..... vs. LA..... 1-1 T  
 06.27.15 + vs. LA..... 3-1 W  
 07.01.15 # vs. LA..... 0-1 L  
 07.17.15..... at LA..... 2-5 L  
 08.28.15..... vs. LA..... 1-0 W

% MLS Cup at Crew Stadium  
 \* MLS Cup Playoffs  
 # Lamar Hunt US Open Cup  
 & Played at Oakland Coliseum  
 + Played at Stanford Stadium

## MONTREAL IMPACT

**Regular Season** ..... 0-2-2  
**Home** ..... 0-0-2  
**Away** ..... 0-2-0  
**Shootout (1996-99)** ..... 0-0  
**Overtime (2000-03)** ..... 0-0-0  
**Playoffs** ..... 0-0-0  
**US Open Cup** ..... 0-0-0  
**CCL** ..... 1-1-0  
**All-Time Scoring (MLS)** ... SJ 4, MTL 8

### All-Time Results

08.18.12..... at MTL..... 1-3 L  
 05.04.13..... vs. MTL..... 2-2 T  
 08.07.13 &..... at MTL..... 0-1 L  
 09.17.13 &..... vs. MTL..... 3-0 W  
 09.20.14..... at MTL..... 0-2 L  
 09.16.15..... vs. MTL..... 1-1 T

& CONCACAF Champions League

## NEW ENGLAND REVVS

**Regular Season** ..... 20-14-5  
**Home** ..... 10-6-3  
**Away** ..... 10-8-2  
**Shootout (1996-99)** ..... 0-2  
**Overtime (2000-03)** ..... 0-0-2  
**Playoffs** ..... 0-0-0  
**US Open Cup** ..... 0-0-0  
**All-Time Scoring (MLS)** ... SJ 68, NE 50

### All-Time Results

05.04.96..... at NE..... 2-1 W  
 07.06.96..... vs. NE..... 1-1 (3-4) L  
 07.31.96..... at NE..... 0-2 L  
 08.11.96..... vs. NE..... 6-1 W  
 05.16.97..... at NE..... 1-1 (0-3) L  
 07.06.97..... vs. NE..... 3-2 W  
 08.03.97..... at NE..... 5-1 W  
 05.03.98..... vs. NE..... 1-3 L  
 08.05.98..... at NE..... 0-3 L  
 08.12.99..... at NE..... 2-1 W  
 08.21.99..... vs. NE..... 2-1 W  
 05.06.00..... at NE..... 1-2 L  
 06.10.00..... at NE..... 0-3 L  
 06.21.00..... vs. NE..... 2-2 (OT) T  
 07.22.00..... vs. NE..... 1-2 L  
 05.05.01..... vs. NE..... 3-2 W  
 08.08.01..... at NE..... 5-1 W  
 04.06.02..... vs. NE..... 2-1 W  
 06.01.02..... at NE..... 2-0 W  
 05.03.03..... at NE..... 2-0 W  
 08.16.03..... at NE..... 1-1 (OT) T  
 09.07.03..... vs. NE..... 2-1 W  
 04.17.04..... at NE..... 3-1 W  
 07.24.04..... vs. NE..... 2-2 T  
 09.04.04..... at NE..... 1-0 W  
 04.02.05..... vs. NE..... 2-2 T  
 10.01.05..... at NE..... 2-0 W  
 05.17.08..... at NE..... 0-2 L  
 08.16.08..... vs. NE..... 4-0 W  
 03.21.09..... vs. NE..... 0-1 L

08.29.09..... at NE..... 1-2 L  
 04.17.10..... vs. NE..... 2-0 W  
 05.15.10..... at NE..... 0-0 T  
 05.21.11..... vs. NE..... 2-1 W  
 10.08.11..... at NE..... 2-1 W  
 03.10.12..... vs. NE..... 1-0 W  
 07.06.13..... at NE..... 0-2 L  
 03.29.14..... vs. NE..... 1-2 L  
 03.28.15..... at NE..... 1-2 L

## NEW YORK CITY FC

**Regular Season** ..... 0-1-0  
**Home** ..... 0-0-0  
**Away** ..... 0-1-0  
**Playoffs** ..... 0-0-0  
**US Open Cup** ..... 0-0-0  
**All-Time Scoring (MLS)** ... SJ 2, NYC 3

### All-Time Results

09.19.15..... at NYC..... 2-3 L

## NEW YORK RED BULLS

**Regular Season** ..... 16-11-9  
**Home** ..... 12-2-3  
**Away** ..... 4-9-6  
**Shootout (1996-99)** ..... 2-0  
**Overtime (2000-03)** ..... 0-0-4  
**Playoffs** ..... 1-1-0  
**US Open Cup** ..... 0-0-0  
**US Open Cup Play-In** ..... 0-1-0  
**All-Time Scoring (MLS)** ... SJ 54, NY 52

### All-Time Results

06.16.96..... at MET..... 1-0 W  
 07.24.96..... vs. MET..... 0-1 L  
 07.28.96..... at MET..... 1-4 L  
 03.22.97..... vs. MET..... 0-0 (4-3) W  
 05.09.97..... at MET..... 1-0 W  
 08.29.97..... at MET..... 0-3 L  
 09.06.97..... vs. MET..... 4-0 W  
 04.25.98..... at MET..... 3-4 L  
 08.09.98..... vs. MET..... 5-1 W  
 08.28.99..... vs. MET..... 1-1 (4-3) W  
 09.22.99..... at MET..... 2-1 W  
 04.08.00..... vs. MET..... 2-0 W  
 06.28.00..... at MET..... 0-0 (OT) T  
 05.19.01..... vs. MET..... 2-0 W  
 06.16.01..... at MET..... 0-0 (OT) T  
 04.27.02..... at MET..... 1-1 (OT) T  
 05.11.02..... vs. MET..... 2-1 W  
 07.02.03..... at MET..... 4-4 (OT) T  
 10.05.03..... vs. MET..... 0-2 L  
 05.08.04..... vs. MET..... 5-5 T  
 06.12.04..... vs. MET..... 3-1 W  
 07.10.04..... at MET..... 0-2 L  
 05.07.05..... at MET..... 1-0 W  
 07.23.05..... vs. MET..... 2-1 W  
 04.27.08..... at NY..... 0-2 L  
 07.27.08..... vs. NY..... 1-1 T  
 04.29.09 +..... vs. NY..... 1-2 L  
 05.08.09..... at NY..... 1-4 L  
 10.03.09..... vs. NY..... 1-0 W  
 05.08.10..... vs. NY..... 4-0 W  
 08.28.10..... at NY..... 0-2 L  
 10.30.10 \*..... vs. NY..... 0-1 L  
 11.04.10 \*..... at NY..... 3-1 W  
 04.16.11..... at NY..... 0-3 L  
 07.02.11 &..... vs. NY..... 2-2 T  
 04.14.12..... at NY..... 2-2 T  
 03.10.13..... vs. NY..... 2-1 W  
 07.19.14..... at NY..... 1-1 T  
 04.11.15..... at NY..... 0-2 L

\* MLS Cup Playoffs  
 + US Open Cup Play-In  
 & Played at Stanford Stadium

## ORLANDO CITY SC

**Regular Season** ..... 0-0-1  
**Home** ..... 0-0-1  
**Away** ..... 0-0-0  
**Playoffs** ..... 0-0-0  
**US Open Cup** ..... 0-0-0  
**All-Time Scoring (MLS)** ... SJ 1, ORL 1

### All-Time Results

05.24.15 \*..... vs. ORL..... 1-1 T

\* Played at Levi's Stadium

## PHILADELPHIA UNION

**Regular Season** ..... 4-3-1  
**Home** ..... 2-1-1  
**Away** ..... 2-2-0  
**Playoffs** ..... 0-0-0  
**US Open Cup** ..... 0-0-0  
**All-Time Scoring (MLS)** ... SJ 7, PHI 9

### All-Time Results

07.10.10..... at PHI..... 2-1 W  
 09.15.10..... vs. PHI..... 1-0 W  
 04.30.11..... at PHI..... 0-1 L  
 07.09.11..... vs. PHI..... 0-0 T  
 04.28.12..... at PHI..... 2-1 W  
 09.08.13..... vs. PHI..... 1-0 W  
 08.24.14..... at PHI..... 2-4 L  
 09.05.15..... vs. PHI..... 1-2 L

## PORTLAND TIMBERS

**Regular Season** ..... 1-5-7  
**Home** ..... 1-1-4  
**Away** ..... 0-4-3  
**Overtime** ..... 1-0-0  
**Playoffs** ..... 0-0-0  
**US Open Cup** ..... 0-0-0  
**US Open Cup Play-In** ..... 1-0-0  
**All-Time Scoring (MLS)** ... SJ 13, POR 19

### All-Time Results

05.03.11 +..... at POR..... 1-0 (OT) W  
 08.06.11..... vs. POR..... 1-1 T  
 09.21.11..... at POR..... 1-1 T  
 07.03.12..... at POR..... 1-2 L  
 09.19.12..... vs. POR..... 2-2 T  
 10.27.12..... at POR..... 1-1 T  
 04.14.13..... at POR..... 0-1 L  
 04.21.13..... vs. POR..... 1-1 T  
 07.27.13..... vs. POR..... 2-1 W  
 09.07.14..... at POR..... 3-3 T  
 10.04.14..... vs. POR..... 1-2 L  
 10.08.14..... at POR..... 0-3 L  
 07.05.15..... at POR..... 0-1 L  
 08.02.15..... vs. POR..... 0-0 T

+ US Open Cup Play-In

## REAL SALT LAKE

**Regular Season** ..... 8-9-8  
**Home** ..... 5-5-3  
**Away** ..... 3-4-5  
**Shootout** ..... 0-1  
**Playoffs** ..... 0-0-0  
**US Open Cup** ..... 0-0-0  
**US Open Cup Play-In** ..... 0-2-0  
**All-Time Scoring (MLS)** ... SJ 32, RSL 36

### All-Time Results

04.30.05..... at RSL..... 2-2 T  
 06.18.05..... vs. RSL..... 3-0 W  
 08.20.05..... at RSL..... 1-0 W  
 10.08.05..... vs. RSL..... 2-2 T

# SERIES HISTORIES

04.30.08 +	at RSL	0-4	L
05.31.08	at RSL	1-3	L
06.18.08	at RSL	0-0	T
09.27.08	vs RSL	2-3	L
05.30.09	vs RSL	2-1	W
07.04.09	at RSL	1-1	T
03.27.10	vs RSL	0-3	L
04.14.10 +	vs RSL	3-3 (3-5 pk)	L
06.25.10	at RSL	0-0	T
03.19.11	vs RSL	0-1	L
07.23.11	at RSL	0-4	L
04.21.12	vs RSL	3-1	W
06.23.12	at RSL	2-1	W
07.14.12	vs RSL	5-0	W
03.03.13	vs RSL	0-2	L
06.01.13	at RSL	0-3	L
09.21.13	at RSL	2-1	W
03.15.14	vs RSL	3-3	T
08.30.14	vs RSL	1-1	T
10.11.14	at RSL	0-2	L
04.05.15	vs RSL	0-1	L
05.01.15	at RSL	1-1	T
09.27.15	vs RSL	1-0	W

+ US Open Cup Play-In

## SEATTLE SOUNDERS FC

<b>Regular Season</b>	10-6-2
<b>Home</b>	5-1-1
<b>Away</b>	5-5-1
<b>Playoffs</b>	0-0-0
<b>US Open Cup</b>	0-0-0
<b>All-Time Scoring (MLS)</b>	SJ 23, SEA 19

### All-Time Results

04.25.09	at SEA	0-2	L
06.13.09	at SEA	1-2	L
08.02.09	vs SEA	4-0	W
05.22.10	at SEA	1-0	W
07.31.10	vs SEA	0-1	L
04.02.11	vs SEA	2-2	T
10.15.11	at SEA	1-2	L
03.31.12	at SEA	1-0	W
06.26.12 +	vs SEA	0-1	L
08.11.12	vs SEA	2-1	W
09.22.12	at SEA	2-1	W
03.23.13	vs SEA	1-0	W
05.11.13	at SEA	0-4	L
07.13.13	vs SEA	1-0	W
05.17.14	at SEA	0-1	L
06.28.14 &	at SEA	1-1 (1-4)	L
08.02.14 *	vs SEA	1-0	W
08.20.14	at SEA	1-1	T
03.14.15	at SEA	3-2	W
06.20.15	at SEA	2-0	W
09.12.15	vs SEA	1-1	T

+ US Open Cup Quarterfinal

& US Open Cup  
\* Played at Levi's Stadium

## SPORTING KC

<b>Regular Season</b>	23-21-7
<b>Home</b>	15-4-6
<b>Away</b>	8-17-1
<b>Shootout (1996-99)</b>	3-4
<b>Overtime (2000-03)</b>	0-0-4
<b>Playoffs</b>	2-1-0
<b>US Open Cup</b>	0-1-0
<b>All-Time Scoring (MLS)</b>	SJ 64, SKC 59

### All-Time Results

04.21.96	vs KC	2-2 (7-8)	L
05.29.96	vs KC	2-1	W
08.15.96	at KC	1-4	L
09.21.96	at KC	0-0 (2-1)	W
03.29.97	at KC	2-2 (3-4)	L
06.08.97	vs KC	2-3	L
06.15.97	at KC	3-1	W
08.24.97	vs KC	2-2 (1-2)	L
05.23.98	at KC	1-0	W
08.25.98	vs KC	1-1 (3-0)	W
09.05.98	at KC	1-5	L
09.27.98	vs KC	2-0	W
04.10.99	at KC	1-1 (2-0)	W
07.31.99	at KC	2-2 (1-2)	L
09.04.99	vs KC	2-0	W
10.06.99	vs KC	1-0	W
04.15.00	at KC	0-2	L
05.20.00	at KC	0-2	L
07.04.00	vs KC	0-0 (OT)	T
08.16.00	vs KC	0-3	L
04.28.01	at KC	0-0 (OT)	T
06.23.01	vs KC	2-0	W
09.01.01	vs KC	3-0	W
09.08.01	at KC	0-1	L
04.13.02	at KC	0-2	L
06.08.02	vs KC	3-0	W
06.29.02	vs KC	2-1	W
07.27.02	at KC	1-2	L
04.19.03	vs KC	1-1 (OT)	T
06.28.03	vs KC	0-0 (OT)	T
08.08.03	at KC	1-0	W
09.20.03	at KC	4-1	W
11.15.03 *	vs KC	3-2 (OT)	W
06.26.04	vs KC	1-1	T
08.14.04	at KC	2-0	W
08.24.04 #	at KC	0-1	L
09.18.04	at KC	0-1	L
10.09.04	vs KC	0-0	T
10.24.04 *	vs KC	2-0	W
10.30.04 *	at KC	0-3	L
04.23.05	vs KC	3-2	W
05.28.05	at KC	0-1	L
08.30.08	vs KC	2-1	W
10.18.08	at KC	2-3	L

04.05.09	at KC	0-2	L
08.22.09	vs KC	1-0	W
08.14.10	vs KC	1-0	W
10.23.10	at KC	1-4	L
06.17.11	at SKC	0-1	L
10.01.11	vs SKC	1-1	T
05.27.12	at SKC	1-2	L
08.18.13	vs SKC	1-0	W
03.22.14	at SKC	0-1	L
08.19.15	at SKC	5-0	W
10.16.15	vs SKC	1-0	W

\* MLS Cup Playoffs  
# US Open Cup

## TORONTO FC

<b>Regular Season</b>	4-4-4
<b>Home</b>	2-2-1
<b>Away</b>	2-2-3
<b>Playoffs</b>	0-0-0
<b>All-Time Scoring (MLS)</b>	SJ 16, TOR 16

### All-Time Results

07.19.08	at TOR	0-0	T
10.25.08	vs TOR	2-0	W
07.11.09	vs TOR	1-3	L
10.10.09	at TOR	1-1	T
05.29.10	vs TOR	1-3	L
09.25.10	at TOR	3-2	W
04.09.11	vs TOR	1-1	T
08.27.11	at TOR	1-1	T
03.24.12	at TOR	3-0	W
05.08.13	vs TOR	2-1	W
06.07.14	at TOR	0-1	L
05.30.15	at TOR	1-3	L

## VANCOUVER WHITECAPS FC

<b>Regular Season</b>	2-4-5
<b>Home</b>	2-0-4
<b>Away</b>	0-4-1
<b>Overtime</b>	0-0-0
<b>Playoffs</b>	0-0-0
<b>All-Time Scoring (MLS)</b>	SJ 12, VAN 15

### All-Time Results

05.11.11	at VAN	1-1	T
07.20.11	vs VAN	2-2	T
04.07.12	vs VAN	3-1	W
05.05.12	at VAN	1-2	L
07.22.12	at VAN	1-2	L
04.06.13	vs VAN	1-1	T
08.10.13	at VAN	0-2	L
09.14.13	vs VAN	0-0	T
05.03.14	vs VAN	0-0	T
04.11.15	vs VAN	1-0	W
07.26.15	at VAN	1-3	L
10.03.15	vs VAN	1-1	T



THE CLUB

2015 REVIEW

CLUB HISTORY

OPPONENTS

MEDIA INFO



TM

**SINCE**  
**1974**

# MEDIA INFO



QUINCY AMARIKWA



# AVAYA STADIUM

THE CLUB

2015 REVIEW

CLUB HISTORY

OPPONENTS

MEDIA INFO



**Avaya Stadium**, which opened in 2015, is located on Coleman Ave. adjacent to the San Jose International Airport. The European-inspired building is the first cloud-enabled venue in Major League Soccer and is among the most technologically advanced stadiums in the world. The stadium features a canopy roof and the steepest-raked seating in Major League Soccer, providing the best possible fan experience.

Additionally, the north end zone houses the largest outdoor bar in North America, a two-acre fan zone and a double-sided video scoreboard. The suites and club seats are located at field level, giving fans a premium experience unlike any other in professional sports. Avaya Stadium is also the only stadium in MLS to feature sideline field-level suites.

## AVAYA STADIUM MILESTONES

**Groundbreaking Ceremony:** October 21, 2012 - 6,256 people helped break ground on the site, digging for two consecutive minutes. The 6,000+ participants set a new Guinness World Record.

**Steel Frame Completed:** March 28, 2014 - Following five months of labor for the stadium's 120 construction workers, the final steel beam was hoisted into place.

**First Seat Installed:** September 23, 2014 - The first of 18,000 seats was installed by a season ticket holder.

**Naming Rights Announced:** November 19, 2014 - The Earthquakes officially announced Avaya as the naming rights partner, including installation of Avaya's state-of-the-art technology throughout the venue.

**Surpassed 11,000 Season Tickets:** February 9, 2015 - The stadium quickly proved to be one of the most in-demand entertainment destinations in the Bay Area, surpassing 11,000 purchased season tickets for its inaugural season.

**Ribbon Cutting Ceremony:** February 27, 2015 - Avaya Stadium is officially opened with a ribbon cutting ceremony.

**First Game:** February 28, 2015 - 10,000 tickets were sold for a soft opening against the LA Galaxy in the final preseason tune-up. The Earthquakes defeated the Galaxy 3-2.

**First Regular Season Game:** March 22, 2015 - The Earthquakes opened their brand new soccer-specific stadium against the Chicago Fire in front of a sold-out crowd of 18,000.

**First Goal:** March 22, 2015 - Earthquakes rookie midfielder Fatai Alashe scored the first goal in Avaya Stadium history just five minutes into the inaugural match. The goal was assisted by defenders Ty Harden and Clarence Goodson.

**First International Game:** May 10, 2015 - U.S. Women's National Team (3) vs. Republic of Ireland (0)





## BUCK SHAW STADIUM

The Earthquakes' home from 2008 to 2014, Buck Shaw Stadium provided a tremendous home-field advantage for San Jose. The stadium, located on the campus of Santa Clara University, helped the Quakes qualify for the playoffs twice (2010 & 2012) and win the Supporters' Shield in 2012. The team finished with a 52-24-38 record in all competitions at the stadium, including a 45-22-35 record during MLS regular season play.

The Earthquakes' first game at the stadium took place before a sold-out crowd of 10,515 on May 3, 2008, against FC Dallas, and proceeded to sell over 90 percent of the tickets for the 12 regular season home games played that season.

In 2010, the Quakes set the attendance record twice in just over a month. On July 17, the Quakes tied Tottenham Hotspur, 0-0, in front of a record crowd of 10,712. Then on Aug. 21, the record was broken as 10,799 fans crowded into Buck Shaw to see San Jose defeat the LA Galaxy, 1-0.

Named after former Santa Clara football coach, Lawrence T. "Buck" Shaw, Buck Shaw Stadium has served as a showcase for some of Santa Clara University's proudest athletic achievements since the facility opened in 1962. Besides serving as the home for the Bronco soccer teams, the formerly 6,800-seat facility also housed Santa Clara baseball until 2005.

The stadium was dedicated on Oct. 6, 1962, prior to the football game between Santa Clara and Occidental, but was first used in the Broncos' loss to UC Davis on Sept. 22, 1962. Buck Shaw Stadium earned national attention in 1996, when it played host to the NCAA Women's College Cup. The two-day attendance of 17,600 set a record for the event. In 1994, the facility served as the practice site for the Brazilian national team during the World Cup competition. The U.S. National Team and the Japanese national team also trained at Buck Shaw.



## SPARTAN STADIUM

Originally built in 1933, Spartan Stadium was the first-ever home of the San Jose Earthquakes, including each of the first 10 seasons played in Major League Soccer (1996-05). The Quakes compiled an 80-41-28 all-time record in MLS at Spartan Stadium and went 91-52-32 in all competitions. It was also the host of the first game in the history of MLS, when the Clash hosted D.C. United on April 6, 1996 in front of ~32,000 fans.

The stadium, located on the campus of San Jose State University, was the home for the Quakes dur-

ing each of its two MLS Cup championships (2001 & 2003), as well as its first Supporters' Shield in 2005.

Spartan Stadium is the home of San Jose State football and soccer teams. Through multiple renovations and expansions over the years, the stadium that originally held 4,000 fans now has a maximum capacity of 30,456.

In addition to being the long-time home of the Earthquakes, Spartan Stadium has also played host to numerous FIFA events, including the 1999 Women's World Cup.

# MEDIA INFORMATION

THE CLUB

2015 REVIEW

CLUB HISTORY

OPPONENTS

MEDIA INFO

## EARTHQUAKES SEASON CREDENTIALS

Members of the media planning to cover the Earthquakes on an on-going basis are encouraged to apply for season credentials and season parking passes. Two types of credentials will be issued:

1. **Media:** admits bearer to press box and locker room
2. **Field/Photo:** admits photographers and camera crews to field and press box

Please be realistic and specific when applying for credentials. Applications will be accepted online at [sjearthquakes.com](http://sjearthquakes.com). For questions or additional information, please contact:

Jed Mettee, VP of Marketing and Communications, or  
Mike Keegan, Director of Communications, or  
Jake Pisani, Senior Coordinator of Media Relations:

San Jose Earthquakes  
1123 Coleman Ave.  
San Jose, CA 95110  
Office: 408-556-7700  
Fax: 408-260-6802

## INDIVIDUAL GAME CREDENTIALS

Members of the media may apply for credentials on an individual-game basis. Requests can be made via email to Jake Pisani at [jpisani@sjearthquakes.com](mailto:jpisani@sjearthquakes.com). Individual game credential requests will be accepted only until 48 hours before kickoff.

Note: The Earthquakes will maintain a working press box, with access limited to working journalists only.

## POSTGAME INTERVIEWS

Following Earthquakes home games, players and coaches from both teams will be available for interviews in the locker room and/or the interview area outside of the locker rooms after a 15-minute cooling off period. Members of the media seeking autographs, posing for pictures with players or otherwise conducting themselves in an unprofessional manner will be subject to credential revocation.

## TRAINING SESSIONS

The Earthquakes generally train once a day at the Earthquakes Training Facility adjacent to Avaya Stadium. Members of the media should confirm schedules with the media relations department before attending any practice.

## DIRECTIONS TO AVAYA STADIUM

### From I-880

- Take Exit 3, Coleman Ave./Mineta SJ Airport Exit
- Turn right onto Coleman Ave.
- The stadium will be on the left at 1123 Coleman Ave., San Jose, Calif.

### From Highway 101

- Take the De La Cruz Blvd. exit
- Merge onto W Trimble Rd. to continue onto De La Cruz Blvd.
- Take a slight left onto Coleman Ave. (following signs for San Jose)
- The stadium will be on the right at 1123 Coleman Ave., San Jose, Calif.

# QUAKES ON THE AIR

Comcast SportsNet Bay Area and Comcast SportsNet California, both part of NBC Sports Regional Networks, serve more than four million households in Northern California, Nevada, Southern Oregon and Hawaii. Comcast SportsNet Bay Area, the television home of MLB's San Francisco Giants, NBA's Golden State Warriors, AFL's San Jose SaberCats and the official regional sports network of the San Francisco 49ers, also features a robust lineup of Emmy Award-winning news, analysis and original programming. Comcast SportsNet California offers live coverage of MLB's Oakland Athletics, NBA's Sac-



ramento Kings, NHL's San Jose Sharks, MLS's San Jose Earthquakes and is the official regional sports network of the Oakland Raiders. Collectively, these networks deliver more than 600 live sporting events per year, over 1,500 live studio shows, including SportsNet Central, Yahoo SportsTalk Live, Pregame Live, Postgame Live, Press Conference Live, as well as compelling digital content, up-to-the-minute scores, highlights and breaking news via [www.CSNBayArea.com](http://www.CSNBayArea.com) and [www.CSNCalifornia.com](http://www.CSNCalifornia.com). Follow both networks on Twitter via @CSNAuthentic.



## ANTHONY PASSARELLI - PLAY-BY-PLAY THIRD SEASON

Passarelli, a four-time NorCal AFTRA award-winning sports anchor and reporter, began his broadcasting career as a news/sports reporter at KPAY in Chico, Calif. He was the radio play-by-play announcer for the independent Western Baseball League's Salinas Peppers, and then the sports director for KFBK radio in Sacramento. In 1998, Passarelli joined KCBS radio in San Francisco. He has also provided color commentary and radio play-by-play for San Jose State men's basketball and Santa Clara University men's soccer, and is the play-by-play voice of Santa Clara men's basketball.

Passarelli is a Bay Area native, having grown up in San Jose and attended Bellarmine College Prep. He resides in San Jose with his family.



## CHRIS DANGERFIELD - ANALYST THIRD SEASON

Dangerfield was the color analyst on television for San Jose from 1996-99. The native of England enjoyed a great career for the Earthquakes in both the North American Soccer League and Western Soccer Alliance. In the NASL, he was a key midfielder from 1982-84, scoring 14 goals and notching 14 assists for the Quakes in that span. He helped the 1983 Quakes to an undefeated season at home and a semifinal finish in the playoffs. He also played for the Portland Timbers, Los Angeles Aztecs and Team Hawaii, among others.



## DANIELLE SLATON - SIDELINE REPORTER FIRST SEASON

Slaton comes to San Jose's sidelines after stints with the Big Ten Network and FOX Sports, where she served as a match analyst during the 2015 FIFA Women's World Cup. Slaton played for the U.S. Women's National Team from 2000-2005, earning a silver medal at the 2000 Olympic Games and a bronze in the 2003 FIFA Women's World Cup. She competed in the Women's United Soccer Association, where she won a championship with the Carolina Courage and was named the Defender of the Year in 2002. She also played professionally for Olympique Lyonnais in France, after spending her college years at Santa Clara University, where she captained her team to a NCAA championship in 2001. She was three-time All-American and was named the 2001 NCAA Scholar Athlete of the Year. She has also served as an assistant coach for Northwestern's women's soccer team, is currently an advisor to U.S. Soccer's Athlete Council and is a member of the U.S. Soccer envoy program.

THE CLUB

2015 REVIEW

CLUB HISTORY

OPPONENTS

MEDIA INFO

# QUAKES ON THE AIR

THE CLUB

KLIV is a locally-owned station that serves the community and focuses on the news, events and people of Silicon Valley. An affiliate of CNN Radio, KLIV is Silicon Valley's only all-news radio station.



Besides local news coverage, 1590 KLIV is known for its frequent traffic reports covering Silicon Valley roads and freeways.

2015 REVIEW



## TED RAMEY - PLAY-BY-PLAY THIRD SEASON

Ramey began his broadcasting career when he was just a child, working alongside his father, Hal Ramey (former voice of the San Jose Earthquakes, Oakland A's, Stanford football and basketball, and current sports director at KCBS) at a number of different sporting events. After a lifetime around broadcasting, Ramey began his professional broadcasting career in 2009 with KNBR, working for the San Francisco Giants post-game show. Ramey also started doing work for both ESPN Radio and AP and later moved to reporting traffic for KCBS and then KGO. He then became the morning

Sports Anchor for KNBR 1050 and "The Lamont and Tonelli Show" on 107.7 The Bone in 2012. He is currently the host of the 12-3 p.m. PT show five days a week (Monday-Friday) on KNBR 1050.

CLUB HISTORY



## JOE CANNON - ANALYST THIRD SEASON

Cannon is a two-time Major League Soccer Goalkeeper of the Year, who spent seven seasons as a member of the San Jose Earthquakes. He started his Quakes career in 1999, helped San Jose win its first MLS Cup in 2001 and later captured 2002 MLS Goalkeeper of the Year honors. After a stint in France and five years with the Colorado Rapids and LA Galaxy, Cannon returned to San Jose upon its return to MLS in 2008. He joined Vancouver Whitecaps FC after the 2010 season and played through 2013 before returning to the Bay Area, where he grew up in Los Altos Hills.

OPONENTS

KZSF is a locally-owned Spanish-language station that hosts daily sports talk shows and also plays a wide variety of popular music. All Earthquakes home games will be broadcast in Spanish by Carlos Cesar Rivera.



"La Kaliente" has also been the Spanish-language radio home for both the San Francisco Giants and Oakland Raiders.

MEDIA INFO



## CARLOS CESAR RIVERA - PLAY-BY-PLAY 12TH SEASON

Carlos Cesar Rivera is back behind the microphone for his 12th season season with the San Jose Earthquakes. Rivera hosts a popular sports radio show Monday through Friday at 5 p.m. PT on KZSF 1370 AM. The show covers MLS and Mexican soccer, as well as many other sports. Rivera has worked in the Bay Area for over 30 years and was previously the voice of the San Jose Clash in 1997. He has also done Spanish-language broadcasts for the San Francisco 49ers, Oakland Raiders, Oakland Athletics, San Francisco Giants and the San Francisco Bay Blackhawks. Rivera, an El Salvador native, currently lives in San Jose with his wife and three children.



TM

**UNITY**  
**DEVOTION**  
**HERITAGE**

---

**#QUAKES74** | **SJEARTHQUAKES.COM**

